



FLUIDRA

POOL & SPA

GENERAL CATALOGUE
RESIDENTIAL

2023

ASTRALPOOL 

 **CEPEX**

 **ZODIAC**

ctx
pro

**PISCINE
LAGHETTO**

FLUIDRA

THE PERFECT POOL EXPERIENCE

We are a leader in the global pool industry. Our portfolio includes some of the most trusted brands, including Jandy®, AstralPool®, Polaris®, Cepex®, Zodiac®, CTX Professional® and Gre®. We offer our customers an expansive array of products across both the residential and commercial pool and wellness markets, and we have a strong geographical footprint with operations in over 45 countries.

We have over 7,000 employees and the necessary resources to accelerate innovation in critical areas like energy-efficiency, robotics and the Internet of Things.

Recently, we introduced our **2020-2026 Environmental, Social and Governance (ESG) Plan**, our Responsibility Blueprint. This plan aims to integrate principles of sustainability, social fairness and responsible corporate governance into the way we conduct our business globally as well as in the local communities we operate within. We are convinced that a company with high ESG standards is a more economically sustainable company and one that is more highly valued by its customers, employees and shareholders.

To reflect our ESG focus, we have made an important change to our company mission, as well as added a new vision.

Our mission, which is what drives us every morning we come to work, is: **To create the perfect pool experience responsibly.**

And our vision, which is the motivating reason why we do what we do every day, is: **To enhance lives through innovative and sustainable solutions that transform the way people enjoy water for recreation and health.**

As part of our ambitious **Fluidra 4.0 plan**, we are looking forward with the goal to drive the evolution of the pool and wellness space. This plan puts focus on leveraging our **IT infrastructure** as a competitive advantage; advancing **digital solutions** to make owning and working on a pool easier and more enjoyable; utilizing and commercializing our **data** to generate business opportunities; and simplifying our **internal processes** to make us easier to do business with. By meeting these objectives, we will not only enhance the pool experience for our customers, but also reinforce our dynamic company culture and position our organization for future growth.



Key figures

+7.000

Employees

+45

Countries

+135

Sales branches

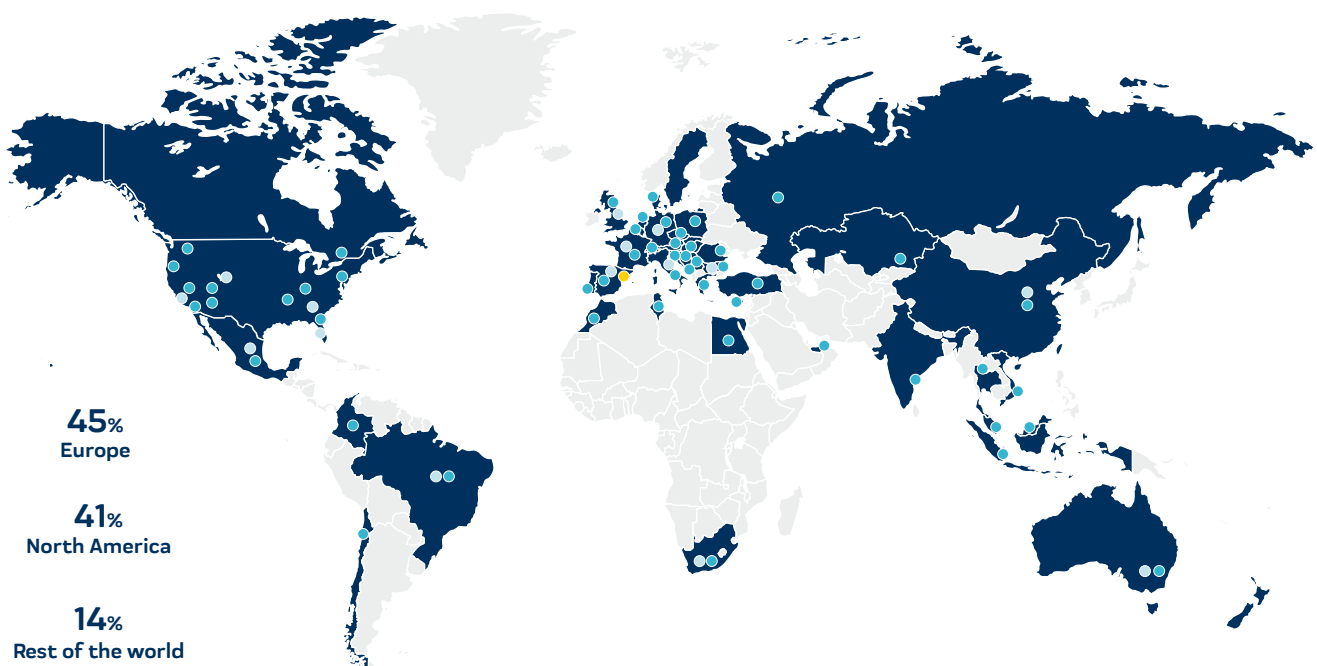
+40

Production centers

Highly recognized brands



A global powerhouse



● Own sales branches ■ Production centres ● Headquarters

NEW PRODUCTS 2023



iQBridge RS

- + Plug & Play WiFi gateway to get remote control using the iAquaLink+ app. Compatible with a selection of AstralPool® & Zodiac® heat pumps and salt water chlorinators.

See page 29



Unik connection box

- + Connection box designed to be integrated in the pool surrounding, with a flexible installation option and a easy manipulation from the inside.

See page 146



Stainless Steel Style range

- + Stainless steel range with a perfect finish, easy to install in new construction as well as in renovation.

See page 140



LumiPlus Essential range

- + A complete range of PAR56 and Flat LEDs range to bring light to the pool.

See page 425



Swimspa Lagoon

- + Swimspa Lagoon is a compact mini pool, which can be adapted to any space. Enjoy the comfort of a swimming pool and a good massage at home.

See page 619



NEW PRODUCTS 2023



SPA Sensations



+ The performance of CTX products now available for your spa.

See page 296



E30 iQ



+ The variable speed pumps with embedded connectivity that ensures energy savings easily.

See page 230



EiSalt



+ The simple and long lasting chlorinator thanks to his high quality titanium electrode.

See page 332



RS 0800



+ The first autonomous cleaning solution dedicated to spas.

See page 396



Z250



+ The horizontal full inverter heat pump for an extended pool season.

See page 720



Z350iQ



+ The ingenious vertical heat pump that fits perfectly into small spaces with embedded connectivity.

See page 718



FLUIDRA

Creating
**A MORE
SUSTAINABLE
POOL.**



Water
Conservation



Energy
Efficient



Chemical
Reduction



Carbon
Reduction



Circular

A more sustainable pool is one that incorporates key features and equipment to achieve a lower environmental impact, by significantly reducing the consumption of resources (water, energy and consumables), and being viable in terms of maintenance cost and return on the initial investment. From VS Pumps that use less energy to water sanitizers that consume less chemicals to automatic covers that prevent water evaporation and reduce thermal loss, Fluidra offers a wide range of solutions that contribute to a more sustainable pool.

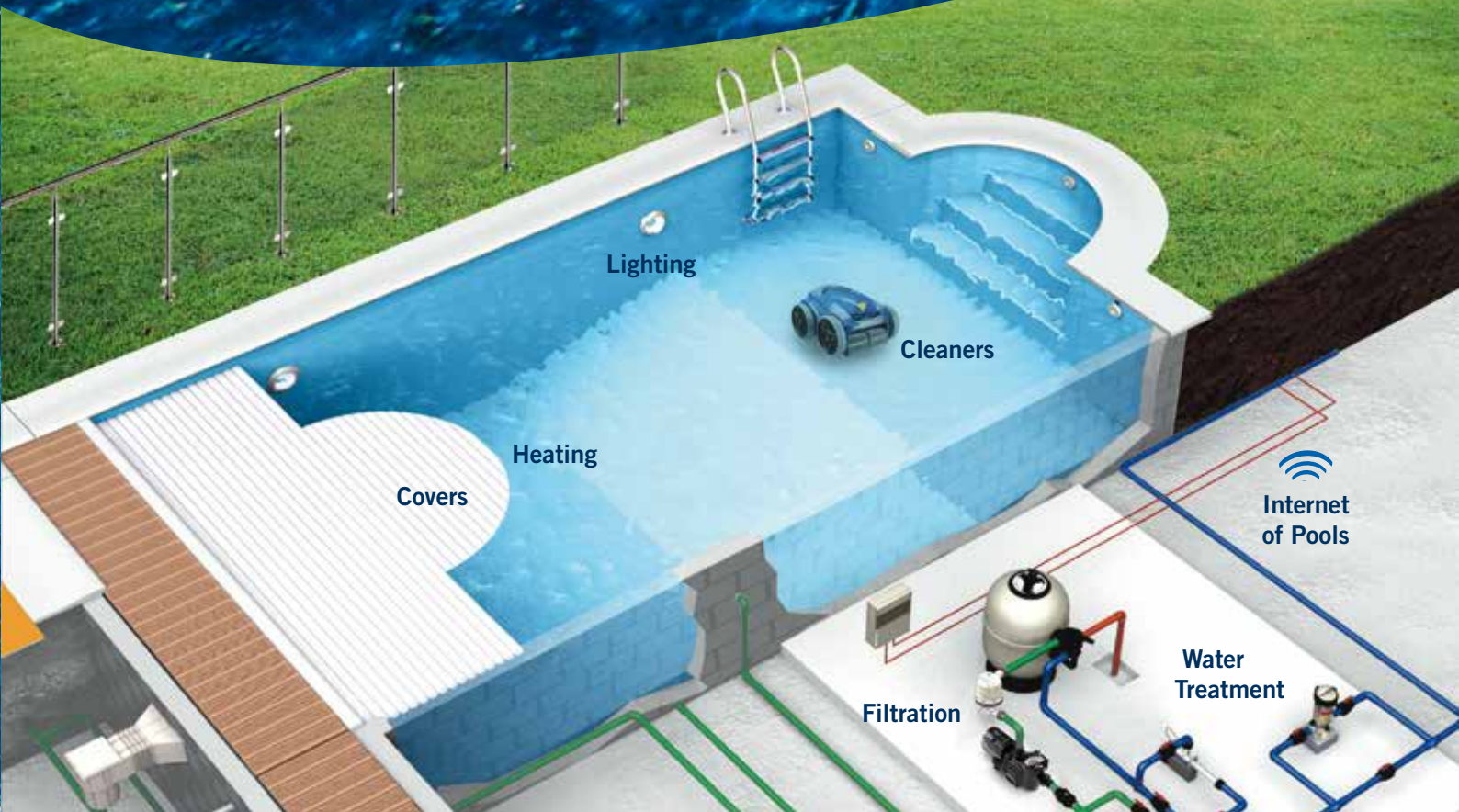
ASTRALPOOL 

 ZODIAC®

blueriiot




Fluidra is committed to developing more sustainable products and facilitate maintenance. We have selected a range of equipment to help you create a more sustainable pool experience.




FILTRATION

The filtration system is at the heart of a pool. You can create a more sustainable pool through reduced energy consumption and water conservation. The technology of our **variable-speed pumps** saves up to 85%⁽¹⁾ of electric consumption. For optimal efficiency, combine it with the **AstralPool Classic Plus multiport valve** which reduces pressure drop by up to 20%⁽²⁾. Our range of **Zodiac® CS cartridge filters** doesn't require any backwash, reducing the consumption of water. If you prefer a traditional filter, our **AstralPool Active Clear Glass** from recycled glass as filter media saves up to 25%⁽³⁾ of water during the filter backwash.

ZODIAC



**FloPro VS
Filtration Pump**



Energy
Efficient

ASTRALPOOL



**Classic Plus
Multiport valve**



Energy
Efficient

ASTRALPOOL



**Active Clear Glass
Filtration media**



Water
Conservation

ASTRALPOOL



**Victoria Plus Silent VS
Filtration Pump**



Energy
Efficient

ZODIAC



**CS
Cartridge filter**



Water
Conservation

⁽¹⁾ Comparison made vs an Astralpool and Zodiac® single speed pump. ⁽²⁾ Thanks to its sweep elbow. ⁽³⁾ Comparison made vs. sand media.

HEATING AND COVERS

The heat pump is the economical and ecological heating solution as it is a thermodynamic system: it takes calories from the air and transfers on average 5 times more energy directly to the water. Our **Inverter heat pumps** allow energy savings from 10% to 20% compared to an ON/OFF heat pump. By automatically adjusting their power based on the pool water temperature, they smartly optimize their energy consumption. Most of our heat pumps sold in Europe are now using the R32 refrigerant gas, which has a 68% lower impact than the R410A refrigerant gas. Finally it is recommended to add a **thermal cover** to the heat pump. The cover helps reduce water evaporation up to 96% and heat losses up to 80%. As a result, the required heat pump power is divided by 2 on average.

ZODIAC



Z550iQ
Inverter heat pump



Energy Efficient

ASTRALPOOL



Polycarbonate thermal Cover




Energy Efficient
Water Conservation

ASTRALPOOL



Pro Elyo Touch
Inverter heat pump



Energy Efficient

ASTRALPOOL



Bubble thermal cover




Energy Efficient
Water Conservation

WATER TREATMENT

Thanks to our automatic water treatment solutions, the need to renew pool water can be significantly reduced. With **electrolysis and/or UV solutions**, the use of chemical products for water disinfection can be minimized. Finally, when using the **MagnaPool® system**, with crystal clear glass media, water savings during filter backwashes can reach up to 75%⁽⁴⁾.

ASTRALPOOL



Neolysis 2
Salt water electrolysis
+ UV treatment
No disinfection chemicals used
Less chlorine



Chemical Reduction

ZODIAC



Magnapool
Magnesium-based
Electrolysis solution
No disinfection chemicals used



Chemical Reduction

ASTRALPOOL



Elite Connect LS
Salt water electrolysis
No disinfection chemicals used



Chemical Reduction

⁽⁴⁾ Comparison made with traditional salt water electrolysis using sand filtration media.

LIGHTING

With a very long lifetime - up to 20 times longer than halogen lighting and a top quality lighting, our LED technology reduces electrical consumption up to 97%⁽⁵⁾ vs halogens. Our range is made of high-quality LEDs and electronic components and manufactured entirely in the EU according to European quality standards.



CARBON REDUCTION

Fluidra maintains a strict policy and commitment to optimizing resources through the application of energy-efficiency measures and behaviors. Of the total energy consumed in 2020 in all companies of the Fluidra group, 35% came from indirect renewable energy sources. In particular, Fluidra's electricity supply in Spain and Portugal factories is 100% green energy from renewable sources with guaranteed supply, which contributes to reducing the company's carbon footprint. Fluidra has committed to be carbon neutral⁽⁶⁾ in all its operations by 2027.

CIRCULAR

To meet the "Zero Waste" goal, Fluidra is working to improve the product packaging, supporting the use of reusable boxes and the progressive elimination of parts that are not 100% recyclable. We aim to improve the lifetime of our products by enhancing their reparability. For our last robotic cleaner innovation, the Zodiac® Voyager™, the replacement of the engine and cable is the easiest and fastest of our electric cleaner ranges - requiring less than 5 minutes.



INTERNET OF POOLS

All products can act together to make it a more efficient ecosystem.

Connected pool

The Zodiac® eXO® iQ connected chlorinator hub allows users to more easily manage their pool equipment using the iAqualink app: daily filtration and/or heating can be adjusted based on seasonal needs, thus optimizing energy consumption.



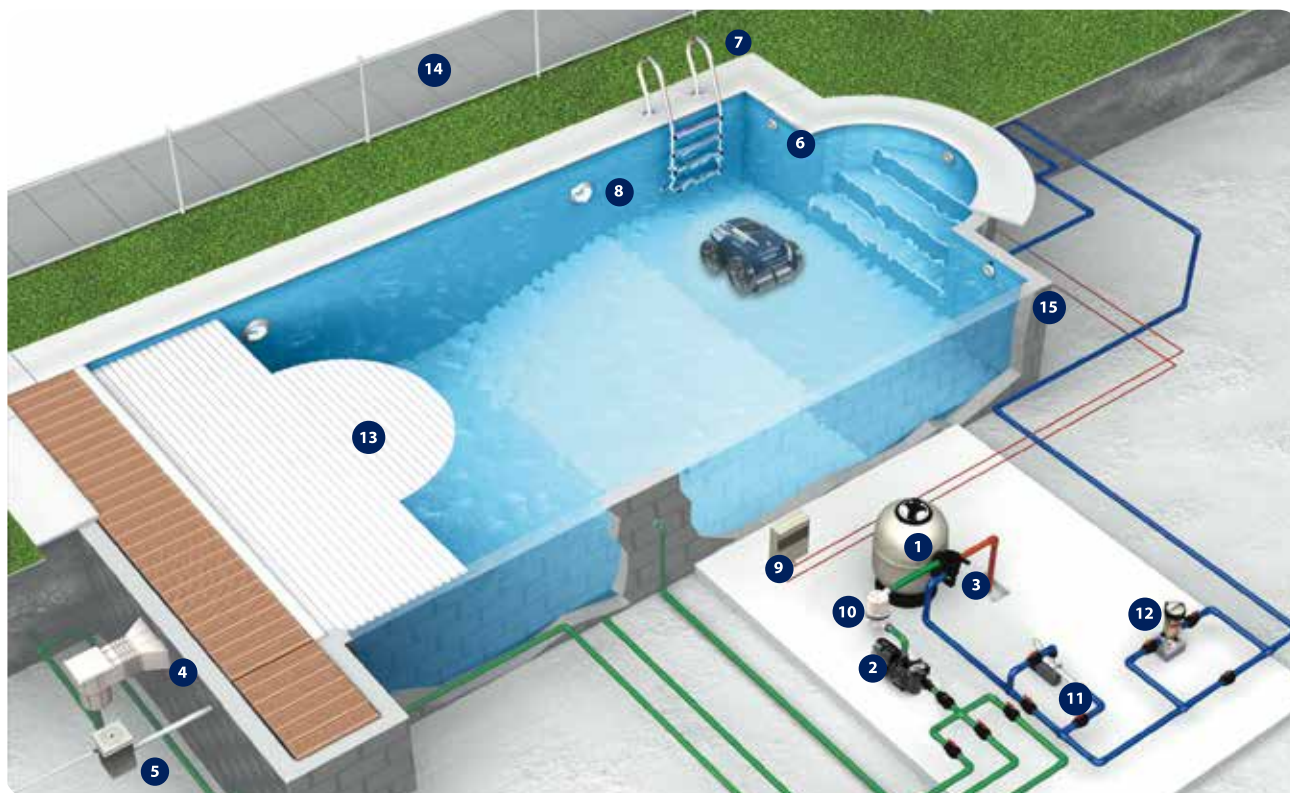
Connected pool assistant

Blue Connect Plus provides all water parameters to users via the BlueRiiot app which also delivers in-app advices for an easier pool maintenance with only the right amount of chemicals used.










⁽⁵⁾ With LumiPlus Flexi lamp. ⁽⁶⁾ scope 1 & 2

General diagram of installation of swimming pool equipment



- | | | | |
|-------------------|-------------------|----------------------------|-------------------------|
| 1 Filter | 5 Level regulator | 9 Electric control cabinet | 13 Automatic pool cover |
| 2 Pump | 6 Return inlet | 10 Hydrosprin | 14 Safety barriers |
| 3 Multiport valve | 7 Ladder | 11 Heat exchanger | 15 Pool shell |
| 4 Skimmer | 8 Light spot | 12 Chlorine dispenser | |

Filter and pump selection table

							
Pool volume	Daily filtration	Filtration speed	Filter Ø	Plumbing		Pump	Sand
m ³	h	m ³ /h/m ²	mm	mm	inches	HP	kg
30-40	8	50	500	50	1 ½"	0.5	40
40-50	8	50	550	50	1 ½"	0.75	60
50-60	8	50	600	50	1 ½"	0.75	70
60-75	8	50	650	50	1 ½"	1.0	100
75-90	8	50	750	50	1 ½"	1.0	130
90-115	8	50	800	50	1 ½"	1.5	160
115-130	8	50	850	63	2"	1.5	175
130-170	8	50	900	63	2"	2	300
170-200	8	50	900	63	2"	3	330

Size of pipe and water flow rate

D mm	DN (Internal diam.) mm	Inches	Flow rate (m ³ /h) depending on the speed of the water	
			Suction (1.2 m/s)	Discharge (2 m/s)
20	15	½"	1	1.6
25	20	¾"	1.6	2.7
32	25	1"	2.7	4.4
40	32	1 ¼"	4.4	7.3
50	40	1 ½"	7.5	12.5
63	50	2"	11	18.4
75	65	2 ½"	15.7	26.1
90	80	3"	22.3	37.1

Due to ongoing changes, some photographs may not match the products exactly.

Printed on paper from sustainable forests. Fluidra contributes to environmental protection.



> PICTOGRAMS




your way around the catalogue

 2023 new products	 Energy efficient products	 Chemical reduction products	 Water conservation products
 Product that could be wired to a connected control device to be remotely managed using iAquaLink + app	 Product with built-in connectivity that can be remotely managed using iAquaLink + app		

ASTRALPOOL

 3-year warranty	 Best in class	 Best value for money	 Professional advice and/or installation recommended*
 Fluidra Connect compatible	 PoolStation compatible	 Recommended for public pools	 Made in Europe
 Until end of stocks	 Heat pump with full inverter technology	 IE motor efficiency index	 Complies with Standards EN 16582-1 and EN 16713-2
 Includes R410A gas	 Includes R32 gas	 Seawater-proof	* Product recommended for sale in physical stores due to the product's specialized and complex nature and/or its installation.

ctx[®] pro

 Liquid	 Gel	 Buoy format	 Monodosis
 Granulated	 Powder	 20 g Pill	 30 g Pill
 100 g Tablet	 250 g Tablet	 Cartridge	 All types of pools

> PICTOGRAMS

Finding your way around the catalogue

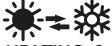







	Can be installed in a technical room		Easy to remove from the water using the Lift System that expels a powerful jet of water contained in the cleaner.		Option allowing the heat pump to cool the water in the pool
	Contains a titanium element		Prevents cable tangling		Heat function only
	Control unit available for Hygro Control		Product fitted with cyclone suction technology.		Minimum Air temperature required for optimal performance
	Whatever the problem, the equipment is repaired or exchanged during the guarantee period		Environmentally-friendly product		Water temperature reading
	Additional options can be added to the equipment		Product with low electricity consumption		Heating & colling of the water
	Easy installation of equipment		Product specific for natural pools ("bio pools")		Recommended product for Salt Water treatment
	Easy installation and no need to alter piping		Low salt technology chlorinator		Dual stage progressive Filtration
	Compatible with the MagnaPool™ system		Product with very silent operation		Product with Lithium-Ion Battery (Cordless Cleaners)
	Compatible whit all surfaces		4-Wheel Drive Cleaner		All-in-one control : product embedding both water treatment and pool equipment management
	Compatible with above-ground pools		Pool cover contact to adapt disinfection when pool is closed		Heatpump with Full Inverter technology
	Compatible with all types of pools		Product that could be wired to a connected control device to be remotely managed using iAquaLink app		Product with built-in connectivity that can be remotely managed using iAquaLink app
	Optimization of movements and cleaning time depending on the configuration of the pool				

> PICTOGRAMS

















Finding your way around the catalogue

AQUA
SPHERE

 HEATING & COOLING	Option allowing the heat pump to cool the water in the pool	 MIN VARIABLE SPEED	The speed adapts to the needs
 HEATING	Heat function only	 QUICK CONNECTIONS	Easy installation thanks to simple connections
 -5°C MIN. TEMP AIR	Minimum Air temperature required for optimal performance		





INTERNET OF POOLS	15	
POOL SURROUND EQUIPMENT	45	
POOL SHELL EQUIPMENT	87	
FILTRATION	155	
PUMPS	199	
WATER TREATMENT PRODUCTS	239	
WATER TREATMENT EQUIPMENT	301	
CLEANING	355	
POOL LIGHTING	411	
POOL LINING MATERIAL	451	
COVERS AND ROLLERS	491	
PVC FITTINGS	539	
POOLS	551	
SPAS AND SAUNAS	603	
DEHUMIDIFICATION	647	
HEATING	681	



INTERNET OF POOLS

ASTRALPOOL 



ZODIAC[®] **blueriiot**

16	INTERNET OF POOLS & SOLUTIONS FOR USERS	31	IQBRIDGE RS
20	SMART MAINTENANCE: BLUERIIOT CONNECTED POOL ASSISTANTS	32	SMART POOL: ZODIAC[®] CONNECTED CHLORINATORS INCLUDING POOL CONTROL
25	Blue Check	34	SMART POOL: ASTRALPOOL CONNECT & GO CONNECTED POWER CENTERS
25	Blue Connect GO		
25	Blue Connect Plus		
26	SMART PRODUCTS: ZODIAC[®] CONNECTED ROBOTIC CLEANERS	38	ASTRALPOOL CONNECT & GO PRODUCT RANGE
28	SMART PRODUCTS: ZODIAC[®] CONNECTED HEAT PUMPS	38	Basic
30	SMART PRODUCTS: ZODIAC[®] & ASTRALPOOL[®] CONNECTED SALT WATER CHLORINATORS	39	Basic Plus
		39	Net'N'Clean
		40	Complete White
		40	Complete RGB
		41	Sub-assemblies
		42	Expansion modules

Internet of Pools

«Internet of Pools» is not only about smart products and services, it's about enjoying a perfect pool experience, responsibly.




1. Peace of mind

- The «Internet of Pools» consists of connected products delivering more intelligence and autonomy to the pool so that users can free themselves from constraints.
- In addition, users can take control of their pool anytime and anywhere using the app linked to their product(s).

2. Efficiency & Sustainability

- Thanks to built-in connectivity & remote control using an app, the pool becomes smarter.
- Connected products can act together to make it more efficient.
- Users are free to let their pool adapt itself to the environment or to adjust settings remotely if they want to.



Solutions
3 levels of service
to suit everyone's need



SMART MAINTENANCE

Connected pool assistants

Supervises water quality & provides maintenance advices anytime, anywhere, for any type of pool

blueriiot

Blueriiot connected pool assistants:

- > Blue Check (smart test strips)
- > Blue Connect Go (smart pool assistant)
- > Blue Connect Plus (smart pool assistant)

User app & Connectivity type



SMART PRODUCTS

Remote control of stand alone connected products

ZODIAC

Heat pumps:

Z350iQ, PM40*, PX50*, HPO*

Salt water chlorinator: eXPERT*

Variable speed pumps: E30iQ

ASTRALPOOL


Heat pumps:

ProElyo Touch*, Evoline*

Salt water chlorinator:

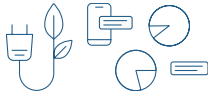
Smart Next*

User app & Connectivity type



* Using iQBridge RS Wi-Fi gateway

Enhanced pool experience



3. Added services

- Product connectivity allows to deliver in-app services such as advices for an easier pool maintenance or forecasts to better adjust pool settings.
- Product control features could also be extended when using the app for an enhanced user experience.
- Pool control can also be transferred to Pool Pros to allow maintenance contracting and optimize work load.



Connected products

SMART POOL

Connected hubs

Total control of pool equipment



Smart chlorinators with pool control:
eXO iQ, Hydroxinator iQ



Smart systems with pool control:
Elite Connect, Neolysis 2, Control Connect

Power centers:
Connect & Go

All "iQ" robotic cleaners.
Heat pumps: Z400iQ, Z550iQ
Variable speed pumps:
FloPro VS**

User app & Connectivity type

User apps & Connectivity type



iAquaLink®



iAquaLink®



Poolstation



Fluidra Connect



** Using iQPUMP Wi-Fi gateway

iAquaLink®+ One app, a smart pool ecosystem, the best pool experience

Your smart pool, anytime & anywhere

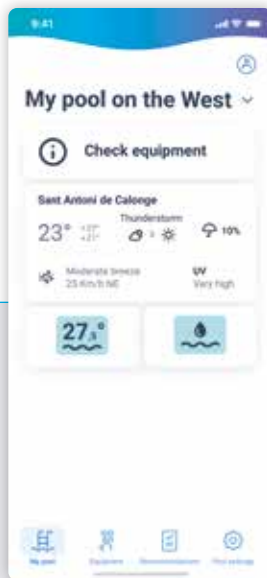
- Easily check, manage and maintain your pool with iAquaLink®+.
- Get personalized recommendations or simply enjoy knowing that your pool is ready, exactly as you like it.

Peace of mind

- Easy setup: guided step by step app onboarding process.
- Your pool always ready to bath. Be alerted in case any action is needed.
- In-app recommendations delivering more self-autonomy.
- Secure and safe app following the highest data privacy standards (GDPR) and security practices.

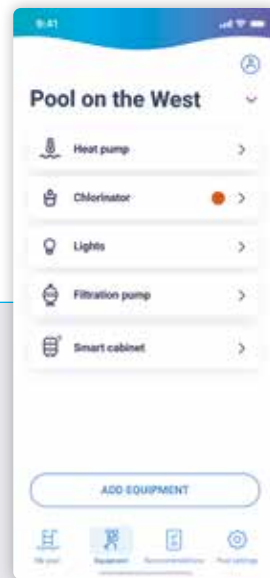
Evolving ecosystem

- Best in class app experience with dedicated screens for bathing, recommendations and settings.
- Benefit from new features and enhancements thanks to regular app updates.
- Over the air updates of the pool equipment to enjoy the latest improvements.



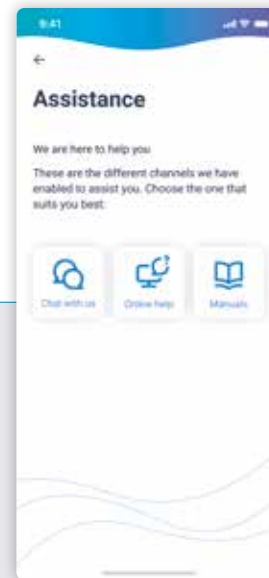
"My pool" dashboard

- Check at-a-glance the pool status to see if it is ready to bath.
- Weather forecast
- Main water parameters with color-coded icons
- Information messages if any action is needed.



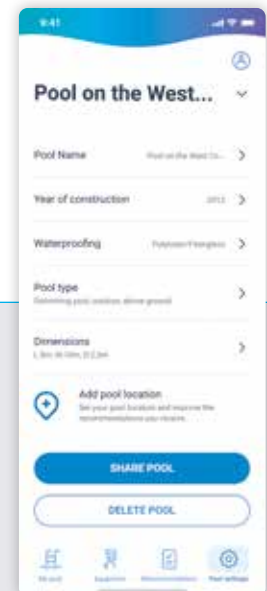
"Equipment" dashboard

- Access to all connected equipment in the pool and see if any action is required thanks to the colored dot.
- Easily add a new pool equipment and get guided by the smart app pairing process.



"Recommendations" menu

- Get recommendations for maximum autonomy.
- Assistance section to address an event, get direct access to product manuals or request for online assistance.



"Pool settings" menu

- All the information about the pool (name, type, location...)
- Easily share pool control with family and friends (via QR code, sms, email).

DID YOU KNOW?

> A new app for a smart pool

Most of our new connected products are directly using the new iAquaLink®+ app.

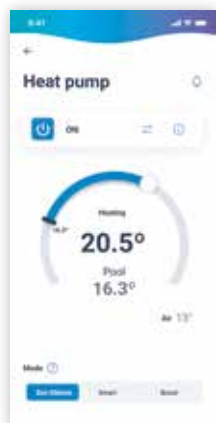
> A new ecosystem that will expand over time

New connected solutions to come will use the iAquaLink®+ app to create a complete pool ecosystem with maximum flexibility and best pool experience.

iAquaLink[®]+ : The comprehensive solutions

iAquaLink[®]+ is an easy & evolutive app for the newer Fluidra connected solutions that makes the pool become smarter.

Whether it simply manages one or several connected product(s), the pool owner will always enjoy a perfect pool experience.



I want a connected heating solution

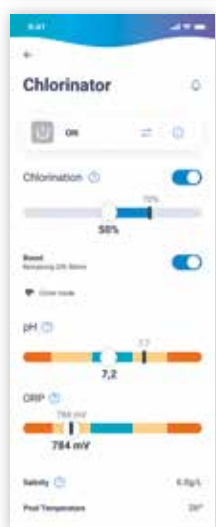
Which products ?

AstralPool ProElyo Touch[®] & Evoline[®] heat pumps
Zodiac Z350iQ, PM40[®], PX50[®] & HPO[®] heat pumps

Dedicated dashboard

- Water temperature reading and heating (or cooling) setpoint
- Heat pump heating mode selection
- "Info" menu to see all operational data for easy diagnosis

Get notifications if any action is required



I want a connected water treatment solution

Which products ?

AstralPool Smart Next[®] salt water chlorinators
Zodiac eXPERT[®] salt water chlorinators

Dedicated dashboard

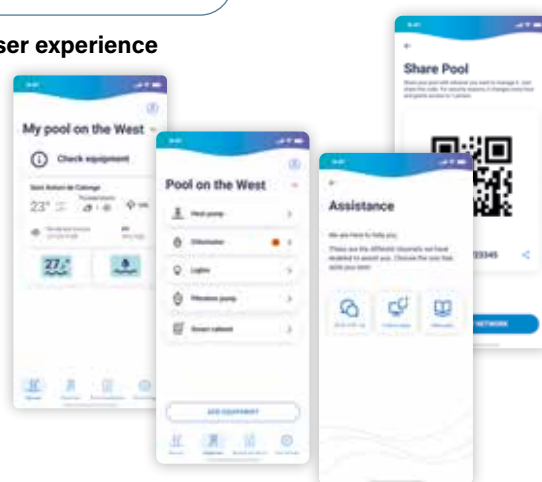
- Chlorination output and mode (normal, boost or pool cover closed)
- pH & ORP values and setpoints with colored indication (depending on model)
- Salinity and water temperature reading
- "Info" menu to see all operational data for easy diagnosis

Get notifications if any action is required

I want a comprehensive connected solution

Get both heating and water treatment in the same app with the same user experience

- "My pool" dashboard
 - ✓ local weather information & forecast
 - ✓ water temperature using a colored tile
 - ✓ water treatment status using a colored tile
 - ✓ dedicated area for information messages if any action is required
- "Equipment" dashboard to access the list of all connected equipment
- At-a-glance monitoring thanks to colored dot(s) if any action is required
- "Assistance" menu to get online help or download manuals
- Share the pool access with family or friends (QR code, sms, email)



DID YOU KNOW?

Look for the iAquaLink[®]+ control & iAquaLink[®]+ compatible pictograms in the catalog to identify our new connected solutions using the iAquaLink[®]+ app.

* With optional iQBridge RS Wi-Fi Gateway.

SMART
MAINTENANCEConnected
pool
assistants


blueriiot

Pool & Spa assistant

Enjoy again



Blueriiot Pool & Spa Assistant digitalises swimming pools and spas

Blueriiot Pool & Spa Assistant is an application that helps the user to maintain and enjoy his swimming pool or his spa, thanks to the integration of connected products and smart home services.

Blueriiot Pool & Spa Assistant gives the user the chance to enjoy his pool with peace of mind.

In one single App, the user benefits from several features :

- Access to pool data, water quality, and weather at the pool in real time.
- Easy configuration and maintenance of Blueriiot connected products.
- Tailor-made recommendations to obtain a crystal clear water. The right dosis of the right product, at the right time.
- Smart pool integration for infinite possibilities.

Blueriot Pool & Spa Assistant compatibility & features

SMART MAINTENANCE

Connected pool assistants

BLUE CONNECT



BLUE CHECK



NOTIFICATION WHEN AN ACTION IS REQUIRED





ALL TYPES OF POOLS

Cl/Br/Salt

WATER QUALITY



WEATHER DATA & FORECASTS



CHEMICAL ADVICES



ASTRALPOOL

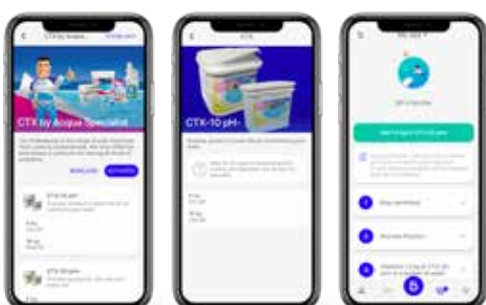
VOICE ASSISTANT INTEGRATION



amazon alexa Google Assistant

Chemicals compatibility

The users can choose to use Blueriot Pool & Spa Assistant with a specific product line. He will benefit from precise and adapted advices to this range of products.



Voice assistant compatibility

Blueriot Pool & Spa Assistant is compatible with the Amazon Alexa and Google Assistant voice assistants.



Blue Connect, the smart pool analyser

SMART MAINTENANCE

Connected
pool
assistants

Blue Connect is a smart device that analyses the quality of the water automatically. Combines with the free app Blueriiot Pool & Spa Assistant, it informs the user how to balance out the pool in easy, straight forward steps!

The device is equipped with an innovative sensor that measures the main parameters to keep a crystal clear water: pH, water temperature, ORP (disinfectant level) and conductivity.



ALWAYS CONNECTED

BLUE CONNECT IS ALWAYS CONNECTED THANKS TO DIFFERENT TECHNOLOGIES:



SIGFOX

BLUE CONNECT PROVIDES UP TO 20 AUTOMATIC REMOTE MEASUREMENTS PER DAY THANKS TO SIGFOX'S NETWORK DEDICATED TO CONNECTED DEVICES



BLUETOOTH

BLUE CONNECT USER CAN TAKE AN INSTANT MEASURE DIRECTLY WITH BLUETOOTH.



WI-FI

BLUE CONNECT WORKS WITH THE WI-FI NETWORK THANKS TO EXTENDER

PLUG & PLAY

BLUE CONNECT WORKS WITH ALL TYPES OF POOLS AND ITS INSTALLATION TAKES LESS THAN 2 MIN

1




DOWNLOAD THE APP
BLUERIIOT

2



ACTIVATE BLUE CONNECT

3



INSTALL IN THE WATER OR IN THE
TECHNICAL ROOM (*FIT 50*)

4



ENJOY

Blue Check, the "smart" test strip

SMART MAINTENANCE

Connected pool assistants

Blue Check is a set of 50 test strips to use with the free application Blueriiot Pool & Spa Assistant that analyses the quality of the water by taking measurements manually. The app gives customised advices to maintain the pool. A simple solution to keep the water clean with peace of mind.



Blue Check measures:

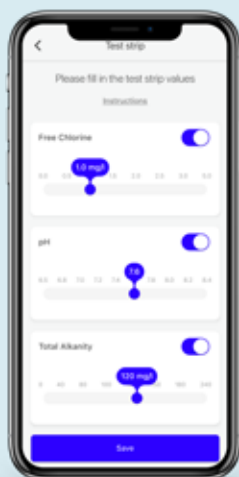
- pH (6.2 - 8.4)
- Free chlorine (0 - 10)
- Bromine (0 - 20)
- Total alkalinity (0 - 240)
- Total hardness (0 - 1000)
- Cyanuric acid (0 - 300)

Blue Check is a complementary solution of Blue Connect, the smart pool analyser (see page 22). Thanks to Blue Check, you can ensure that the pool water is in balance by verifying other parameters such as the alkalinity, the hardness and the cyanuric acid. More info p. 254.

EASY TO USE

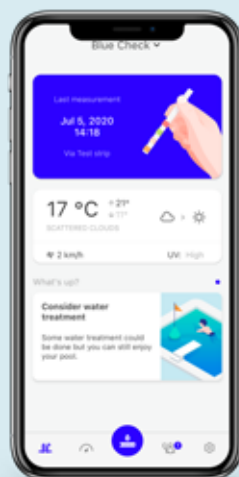
1

MAKE THE TEST AND ENTER THE STRIP'S VALUES IN THE APP
BLUERIIOT POOL & SPA ASSISTANT



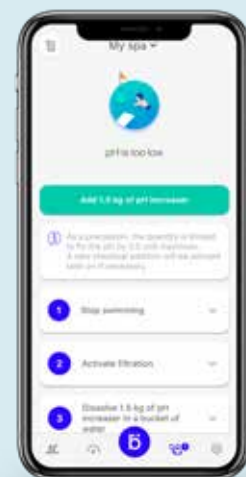
2

ACCESS THE POOL STATUS



3

RECEIVE CUSTOM RECIPE ON WHICH CHEMICALS TO USE IN WHICH QUANTITY



Viirtual Pool Care platform

SMART
MAINTENANCEConnected
pool
assistants

Web platform dedicated to pool & spa professionals

www.virtualpoolcare.io is a web platform designed specifically for the pool and spa industry. It offers you the tools you need to organize your business, promote your products, services & shops towards Blueriiot users. Viirtual Pool Care is available for computers, tablets or phones.

POOLS

MONITOR YOUR POOL & SPA PARK REMOTELY ON
THE PLATFORM *VIIRTUAL POOL CARE*

- ALL YOUR CONNECTED POOLS AT FIRST GLANCE.
- FOLLOW LIVE THE ANALYSES OF YOUR CLIENTS' BLUE CONNECT.
- PERFORM ACCURATE AND PROFESSIONAL DIAGNOSIS.
- AVOID UNNECESSARY TRAVELS.
- ANTICIPATE AND ADVISE YOUR CLIENTS ON POSSIBLE PREVENTIVE ACTIONS.



EASY TO USE

1

CREATE A TOTALLY FREE ACCOUNT
ON WWW.VIRTUALPOOLCARE.IO

2

SEND A SHARING REQUEST TO
YOUR CUSTOMER USING THE KEY
OF THE BLUE CONNECT TO ASK
HIS PERMISSION TO SHARE THE
BLUE CONNECT'S DATA

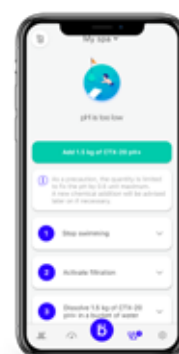
3

AS SOON AS HE ACCEPTS, YOU
HAVE ACCESS TO HIS POOL'S DATA.
YOU CAN MONITOR AS MANY AS
POOLS OR SPAS AS YOU WANT.

CHEMICAL PACK

BLUERIIOT POOL & SPA ASSISTANT PROMOTES
FLUIDRA AND PARTNERS CHEMICAL BRANDS

- INCREASE CUSTOMERS LOYALTY TO THE PRODUCTS YOU SALE.
- INCREASE CUSTOMERS CONFIDENCE WITH TAILOR MADE CHEMICAL RECOMMENDATIONS.
- SUPPORT CUSTOMERS RETENTION.



VENDOR LOCATOR

LIST YOUR SHOP(S)* IN THE APP
BLUERIIOT POOL & SPA ASSISTANT

- PROMOTE YOUR SHOP VERY EASILY TO A VERY TARGETED AUDIENCE.
- GENERATE NEW LEADS GEOGRAPHICALLY.
- YOUR SHOP LISTED AS THE FAVORITE SHOP AND FIRST IN THE LIST.

* ASK YOU FLUIDRA'S SALES REPRESENTATIVE FOR MORE INFORMATION

Blueriiot water testers

**SMART
MAINTENANCE**

Connected
pool
assistants

Blue Connect Range - Selection guide

Blue Connect is available in different packs with different functionalities to meet different needs.

Blue Check	Blue Connect GO	Blue Connect Plus
		

PRODUCT CHARACTERISTICS			
Water tester method	Test strips	Smart water analyzer (white color)	Smart water analyzer (blue color)
Analysis method	5-in-1 strips: free chlorine or bromine, pH, total alkalinity, cyanuric acid and total hardness	3-in-1 sensor: water temperature, pH, ORP/Redox	4-in-1 sensor: water temperature, pH, ORP/Redox, conductivity
Type of pool	Pools and spas	Pools and spas	Pools and spas
Disinfection method	Chlorine, Bromine, Salt	Chlorine, Bromine	Chlorine, Bromine, Salt
ACCESSORIES AND SERVICE			
Fit 50	-	Compatible	Included in the pack
Extender	-	Compatible	Compatible
Virtual Pool Care (Pools acces)	-	-	Included in the pack
CONNECTIVITY			
Bluetooth measurement via the app	-	✓	✓
Remote analysis with Wi-Fi network	-	Upon request (thanks to the Extender accessory)	Automatically (thanks to the Extender accessory)
Up to 20 measurements taken automatically and remotely with Sigfox	-	Subscription required	Included for life
BLUERIIOT POOL & SPA ASSISTANT APP			
Practical guide with chemical advice	✓	✓	✓
Chemical pack of your choice	✓	✓	✓
Value table	✓	✓	✓
Blueriiot Premium	-	Subscription required	Included for life

Zodiac® connected robotic cleaners

2 connected ranges using iAquaLink® app to suit everyone's needs

**SMART
PRODUCTS**
Connected
products

VOYAGER™

Full on agility




- + Cyclonic performance
- + Integrated agility
- + Ease of use

For all types of pools,
up to 12 x 6 m

Comparison table: added value of connectivity

iAquaLink®
CONTROL



	RE 4400 iQ	RE 4600 iQ	RE 4700 iQ	
				
DESCRIPTION	Robot with tracks, 2 cleaning cycles, basic app control features	Robot with tracks, 2 cleaning cycles, advanced app control features	Robot with tracks, 2 cleaning cycles, advanced app control features	
USER APP	iAquaLink®			
CONNECTIVITY METHODS	Bluetooth (easy pairing with smartphone at first use) Wi-Fi (connection to homeowner router for remote access anytime, anywhere)			
EXCLUSIVE BENEFITS OF CONNECTIVITY & APP USE	Over-the-air updates to benefit from updates and enhancements	✓	✓	✓
	Secure app following the highest data privacy standards (GDPR compliant)	✓	✓	✓
	In-app user assistance	✓	✓	✓
	1-year extra warranty if robot is paired to iAquaLink® app	2 + 1 year*	2 + 1 year*	2 + 1 year*
EXCLUSIVE IN-APP FEATURES	"At-a-glance" robot status	✓	✓	✓
	Remote control mode		✓	✓
	Lift system		✓	✓
	7-day timer			
	Spot cleaning mode			
	Water temperature display			

*2 years + 1 additional year if the robot is paired with the iAquaLink® application - see conditions in the warranty guide

**3 years + 1 additional year if the robot is paired with the iAquaLink® application - see conditions in the warranty guide

ALPHA iQ™

Ultra-efficiency combined with intelligence

- + Personalised cleaning
- + Effective suction
- + Easy to use
- + Intuitive controls

For all types of pools,
up to 20 x 10 m

Comparison table: added value of connectivity



RA 6300 iQ	RA 6500 iQ	RA 6700 iQ	RA 6800 iQ	RA 6900 iQ
				
All-wheel-drive robot, powerful suction, 2 cleaning cycles, standard app control features	All-wheel-drive robot, powerful suction, fully adjustable cleaning cycles, advanced app control features	All-wheel-drive robot, powerful suction, fully adjustable cleaning cycles, premium app control features	All-wheel-drive robot, powerful suction with dual filtration, fully adjustable cleaning cycles, premium app control features	All-wheel-drive robot, powerful suction with dual filtration for larger pools, fully adjustable cleaning cycles, premium app control features
iAquaLink®				
Bluetooth (easy pairing with smartphone at first use) Wi-Fi (connection to homeowner router for remote access anytime, anywhere)				
✓	✓	✓	✓	✓
✓	✓	✓	✓	✓
✓	✓	✓	✓	✓
3 + 1 year**	3 + 1 year**	3 + 1 year**	3 + 1 year**	3 + 1 year**
✓	✓	✓	✓	✓
✓	✓	✓	✓	✓
✓	✓	✓	✓	✓
	✓	✓	✓	✓
		✓	✓	✓

Zodiac® connected heat pumps

6 connected ranges using iAquaLink® or iAquaLink®+ app to suit everyone's need

SMART PRODUCTS
Connected products

Z550iQ

The eco-silent choice

- + Full inverter technology: silent and economical
- + Fits easily into small paces
- + Embedded connectivity

For indoor & outdoor pools

Z400iQ

Elegant and discreet

- + Unique design
- + Quiet and discreet
- + Built-in Wi-Fi

For indoor & outdoor pools

Z350iQ

Ultra-compact integration

- + Fully discrete
- + Guaranteed efficiency
- + Embedded connectivity

For indoor & outdoor pools

Comparison table: added value of connectivity



		Z550iQ	Z400iQ	Z350iQ
DESCRIPTION		Vertical blowing heat pump, full inverter technology with 3 operating modes (Ecosilence, Smart, Boost) with embedded connectivity and app control features	Vertical blowing heat pump, elegant and discreet, with Silence mode and embedded connectivity and app control features	The ingenious Zodiac® vertical blowing heat pump that fits perfectly into small spaces with embedded connectivity and app control features
USER APP		iAquaLink®		iAquaLink®+
CONNECTIVITY METHODS		Embedded Bluetooth (easy pairing with smartphone at first use) Wi-Fi (connection to homeowner router for remote access anytime, anywhere)	Embedded Wi-Fi (pairing with smartphone at first use and connection to homeowner router for remote access anytime, anywhere)	Embedded Bluetooth (easy pairing with smartphone at first use) Wi-Fi (connection to homeowner router for remote access anytime, anywhere)
EXCLUSIVE BENEFITS OF CONNECTIVITY & APP USE	Over-the-air updates to benefit from updates and enhancements	✓	✓	✓
	Secure app following the highest data privacy standards (GDPR compliant)	✓	✓	✓
	In-app user assistance	✓	✓	✓
EXCLUSIVE IN-APP FEATURES	"At-a-glance" heat pump status	✓	✓	✓
	Mode Management	Boost/Smart/Ecosilence	Standard/Silence	Boost/Smart/Ecosilence
	Air & water temperature display	✓	✓	✓
	Heating priority management	✓	✓	✓
	Heating/Cooling mode management	✓	✓	✓
WARRANTY		3 years	3 years	3 years

AstralPool® connected heat pumps
2 connected ranges using iAquaLink®+ app
to suit everyone's need

ProElyo Touch

Evoline

PX50

HPO

PM40

Full inverter technology

- + Full inverter technology: silent and economical
- + Intelligent heating regulation with power mode selection
- + Wide range of powers

For indoor & outdoor pools

Full inverter technology

- + Full inverter technology: silent and economical
- + Intelligent heating regulation with power mode selection
- + Wide range of powers

For indoor & outdoor pools

The reversible and silent on-off solution

- + Reversible operation down to -8°C outdoor air temperature
- + 2-speed ventilation with automatic silent model
- + Wide range of powers

For indoor & outdoor pools

Horizontal Full Inverter heat pump

- + Full inverter technology: silent and energy saving
- + 8 power levels from 8.5 kW to 35 kW (28°C Air / 28°C Water)
- + - 20°C lowest outdoor air working temperature

For indoor & outdoor pools

Horizontal reversible heat pump

- + 8 power levels from 4.7 kW to 30.9 kW (28°C Air / 28°C Water)
- + Smooth and quiet performance down to 0°C outdoor air temperature
- + Automatic Heating and Cooling regulation

For indoor & outdoor pools

Comparison table: added value of connectivity

PX50	PM40	HPO	ProElyo Touch	Evoline
Horizontal full Inverter solution with connectivity in option	Reversible and silent On/Off solution with connectivity in option	Horizontal full Inverter solution with connectivity in option	Horizontal full Inverter solution with connectivity in option	Reversible and silent On/Off solution with connectivity in option
iAquaLink®+ (in option)			iAquaLink®+ (in option)	
Use of optional iQBridge RS Wi-Fi gateway plugged to the heat pump. Bluetooth (easy pairing with smartphone at first use) Wi-Fi (connection to homeowner router for remote access anytime, anywhere)			Use of optional iQBridge RS WiFi gateway plugged to the heat pump. Bluetooth (easy pairing with smartphone at first use) Wi-Fi (connection to homeowner router for remote access anytime, anywhere)	
✓	✓	✓	—	—
✓	✓	✓	✓	✓
✓	✓	✓	✓	✓
✓	✓	✓	✓	✓
Boost/Smart/Ecosilence	—	Boost/Smart/Ecosilence	Boost/Smart/Ecosilence	—
✓	✓	✓	✓	✓
✓	✓	✓	✓	✓
✓	✓	✓	✓	✓
3 years	3 years	3 years	2 years	2 years

Zodiac® & AstralPool® connected salt water chlorinators

2 connected ranges using iAquaLink®+ app to suit everyone's need

SMART PRODUCTS Connected products

eXPERT

Versatile salt water treatment

- + Ease of use
- + Maximum versatility
- + Autonomous water quality management

For all types of pools
Exists with built-in pH or pH/ORP regulations

Smart Next

Ask more of your salt water chlorinator

- + Salt water chlorination for all
- + Easy as can be
- + Water balance control

For all types of pools
Exists with built-in pH or pH/ORP regulations

Comparison table: added value of connectivity



		eXPERT	Smart Next
			
DESCRIPTION		Smart salt water chlorinator with large & intuitive touch user interface. Available in standard version or with built-in pH or pH & ORP regulation(s) using high quality glass sensors. Maximum safety with included flow switch.	Smart salt water chlorinator with large & intuitive touch user interface. Available in standard version or with built-in pH or pH & ORP regulation(s).
USER APP		iAquaLink®+ (in option)	
CONNECTIVITY METHODS		Use of optional iQBridge RS WiFi gateway plugged to the chlorinator. Bluetooth (easy pairing with smartphone at first use) Wi-Fi (connection to homeowner router for remote access anytime, anywhere)	
EXCLUSIVE BENEFITS OF CONNECTIVITY & APP USE	Over-the-air updates to benefit from updates and enhancements	✓	✓
	Secure app following the highest data privacy standards (GDPR compliant)	✓	✓
	In-app user assistance	✓	✓
EXCLUSIVE IN-APP FEATURES	"At-a-glance" pool status with color coded water balance & temperature info	✓	✓
	Chlorination modes & setpoints management	✓	✓
	Smartphone notifications & in-app warning messages	✓	✓
	User advice for better pool experience	✓	✓
	Device info for easy remote diagnosis	✓	✓
WARRANTY		2 years unconditional	2 years

Wi-Fi gateway

iQBridge RS



- + Anytime & anywhere app control
- + Your smart pool in the palm of your hand
- + Plug, Scan & Play connectivity

DESCRIPTION

- Anytime & anywhere app management for compatible Fluidra heat pumps & salt water chlorinators.
- Wi-Fi gateway enabling remote control using the iAquaLink®+ app.
- Plug & play thanks to its watertight connector that simply plugs into the corresponding one already present on the product.
- Can be either stuck on the device or fixed on the wall.
- Intuitive app pairing and setup. Manage your heating or water treatment remotely in less than 1 minute.
- Look for the "iAquaLink®+ compatible" pictogram in catalog pages to identify products that can become connected using iQBridge RS Wi-Fi gateway.

ACCESSORIES INCLUDED IN THE PACK

- * Wall fixing kit
- * Outdoor double-sided tape to stick it onto heat pump casing



iQBridge RS TO BE USED WITH

	ASTRAL POOL	ZODIAC
Heat pumps	ProElyo Touch, Evoline	PX50, PM40, HPO
Salt water chlorinators	Smart Next, Smart Next pH, Smart Next pH/Rx	eXPERT, eXPERT pH, eXPERT pH/ORP

TECHNICAL FEATURES

Model	iQBridge RS
Code	WA000068
Power supply	From the connected product (dedicated watertight plug)
Cable length	1 m
App pairing	Bluetooth
Wi-Fi connectivity	Wi-Fi 2.4 GHz ⁽¹⁾
Wi-Fi range	Can be installed up to 90 m from homeowner router ⁽²⁾
App control	Free iAquaLink®+ app for Android™ and Apple® smartphones
Protection rating	IPX5

(1): A Wi-Fi band selection in router's settings menu may be needed depending on situation.

(2): Max range without obstacles (partitions, walls, ironwork...). Use of a Wi-Fi range extender or a powerline Wi-Fi hotspot may be required in some cases.

WEIGHT & DIMENSIONS

Weight	0,2 kg
Size	width x height x depth = 10 x 10 x 3 cm



DID YOU KNOW?

How to recognize compatible products ?

Look for the "iAquaLink®+ compatible" label on the heat pump or salt water chlorinator carton boxes.

Zodiac® connected chlorinators including pool control

3 connected ranges using iAquaLink™ app to suit everyone's needs

**SMART
POOL**

Connected
hubs

A unique connected interface for water treatment and pool control

In addition to its primary water treatment role (automatic disinfection & water balance management), eXO® iQ connected chlorinators can manage most pool equipment for maximum peace of mind:

- + **Filter pump** (with advanced control when used with Zodiac® FloPro VS variable speed pump)
- + **Lighting** (with LED color selection when used with Zodiac® NL LED nicheless lights)
- + **Heating** (compatible with most heaters on the market)



iAquaLink®
COMPATIBLE

Did you know?

Look for «iAquaLink compatible» icon in the catalog to identify products that can be controlled by Zodiac® eXO iQ connected chlorinators in a smart bilateral way (more than simply on/off & scheduling control).

Zodiac® connected chlorinators including pool control

3 connected ranges using iAquaLink™ app to suit everyone's needs

**SMART
POOL**

Connected
hubs

eXO® iQ & eXO® iQ LS Hydroxinator® iQ

Water & Pool control with a dose of serenity

- + All-in-one control
- + Peace of mind
- + Built-in Wi-Fi

For all types of pools
Exists in low salt version

The exclusive magnesium-based chlorinator solution

- + Gentle water for skin and eyes
- + A pure crystal clear swimming pool
- + Environmentally-friendly water treatment

For all types of pools
For use with MagnaPool® minerals

Comparison table: added value of connectivity





		eXO® iQ	eXO® iQ LS	Hydroxinator® iQ
DESCRIPTION		Connected chlorinator with pool control capability Standard version	Connected chlorinator with pool control capability Low salt version	Connected chlorinator with pool control capability MagnaPool version
USER APP		iAquaLink®		
CONNECTIVITY METHOD (PAIRING / REMOTE CONTROL)		Wi-Fi (pairing at first use and connection to homeowner router for remote access anytime, anywhere)		
EXCLUSIVE BENEFITS OF CONNECTIVITY & APP USE	Secure app following the highest data privacy standards	✓	✓	✓
	Over-the-air updates to benefit from updates and enhancements	✓	✓	✓
	In-app user assistance	✓	✓	✓
EXCLUSIVE IN-APP FEATURES	"At-a-glance" pool status with color coded water balance & temperature info	✓	✓	✓
	Info & warning messages	✓	✓	✓
	Chlorination modes & setpoints management	✓	✓	✓
	Timer scheduling for all controlled features	✓	✓	✓
	Filtration control (including pump speed management with Zodiac® FloPro VS)	✓	✓	✓
	Heating control including heating priority	✓	✓	✓
	Lighting management (including color selection with Zodiac® NL LED)	✓	✓	✓
WARRANTY		3-year unconditional		

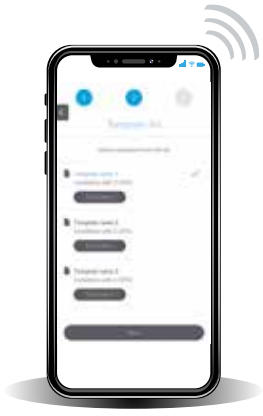
FLUIDRA CONNECT®

CONNECT & GO

**SMART
POOL**
Connected
hubs

The most comprehensive connected pool solution

- 1 Pre-wired power center cabinets for easy installation
- 2 1 professional app for easy configuration 
- 3 1 user app to remotely control the pool 
- 4 Advanced management with compatible products (NN Things)




Fluidra Connect: Pool Professional benefits

NN PRO professional APP



www.fluidraconnect.com
web portal



Fluidra Connect: Consumer benefits

NN consumer APP



Differentiation with Connected Pools.
• Better offer and service for the End User.



Fast & Easy installation.
• Drastically reduces the installation time thanks to pre-wired power center cabinets
• Easy on-site configuration using NN PRO app.



Savings.
• Cut back cost on better time and resource management.
• Can save unnecessary trips, petrol costs, toll fees, etc.



Remote maintenance.
• Piece of mind for Maintenance Professionals.
• Preventing and solving problems remotely using Fluidra Connect professional dashboards to see all pools at a glance.



Peace of mind.
• Dedicated user app for a pool always ready to use in the top conditions.
• Healthy water for you and your family.



Savings.
• A connected pool helps to save water, energy and use less chemical products.



Easy control.
• Access and control your pool 24/7 from anywhere, at any time, using the NN app.

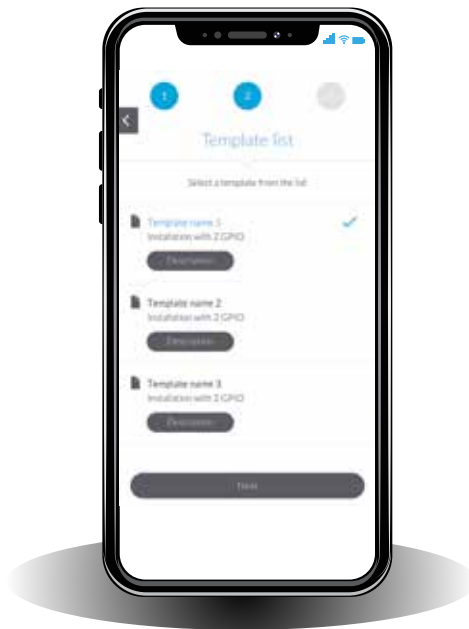
FLUIDRA
CONNECT[®]
CONNECT & GO



**SMART
POOL**
Connected
hubs

**Maximum convenience
& easy installation**



Once Connect & Go power center cabinet is installed and pool equipment wired to it, simply follow 4 easy steps:



- 1 Download the NN PRO app and create your professional user account. 
- 2 Scan Connect Box QR code to register the Connect & Go power center cabinet.
- 3 Scan power center cabinet barcode to get the predefined pool configuration template.
- 4 Launch NN compatible products auto detection using the app to get the pool dashboard. 

- Configuration is complete within a very short time
- Pool owner will also be able to access his pool using the NN consumer app



Did you know?

Access your connected pool park using either the NN Pro App or the dedicated website using your pool pro account: <https://portal.fluidraconnect.com>.

FLUIDRA CONNECT®

CONNECT & GO

**SMART
POOL**
Connected
hubs

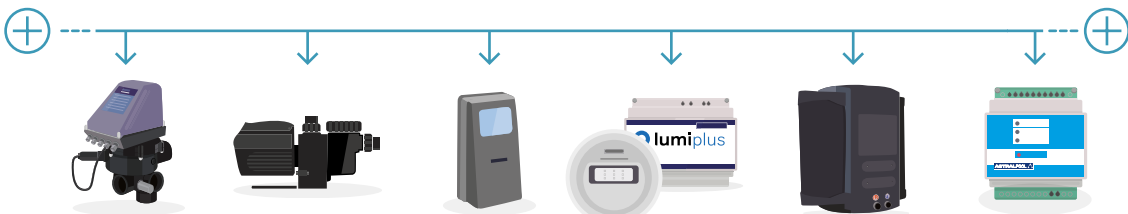
Installation Diagram



Ethernet
or powerline
connection



CONNECT & GO POWER CENTER CABINET



Smart control of "NN Thing" compatible products
(in addition to standard control: bilateral communication,
advanced status and messages, operational mode selection...)

GPIO*
Device with 4 inputs &
4 outputs provided
with Connect & Go
power center cabinet
to manage standard
products



Standard control of any standard product
(on / off / scheduling / status)



Did you know?
Fluidra provides more than 100 products
able to offer a smart control and exchange
with Connect & Go pool automation.
Simply look for the "NN Thing" icon
in the product pages.

* 1 GPIO is installed inside Connect & Go power center cabinets. Additional GPIO can be purchased separately to control more equipment. See code 66671 on page 41.

FLUIDRA CONNECT®

CONNECT & GO

SMART POOL
Connected hubs

Range map

BASIC



BASIC PLUS



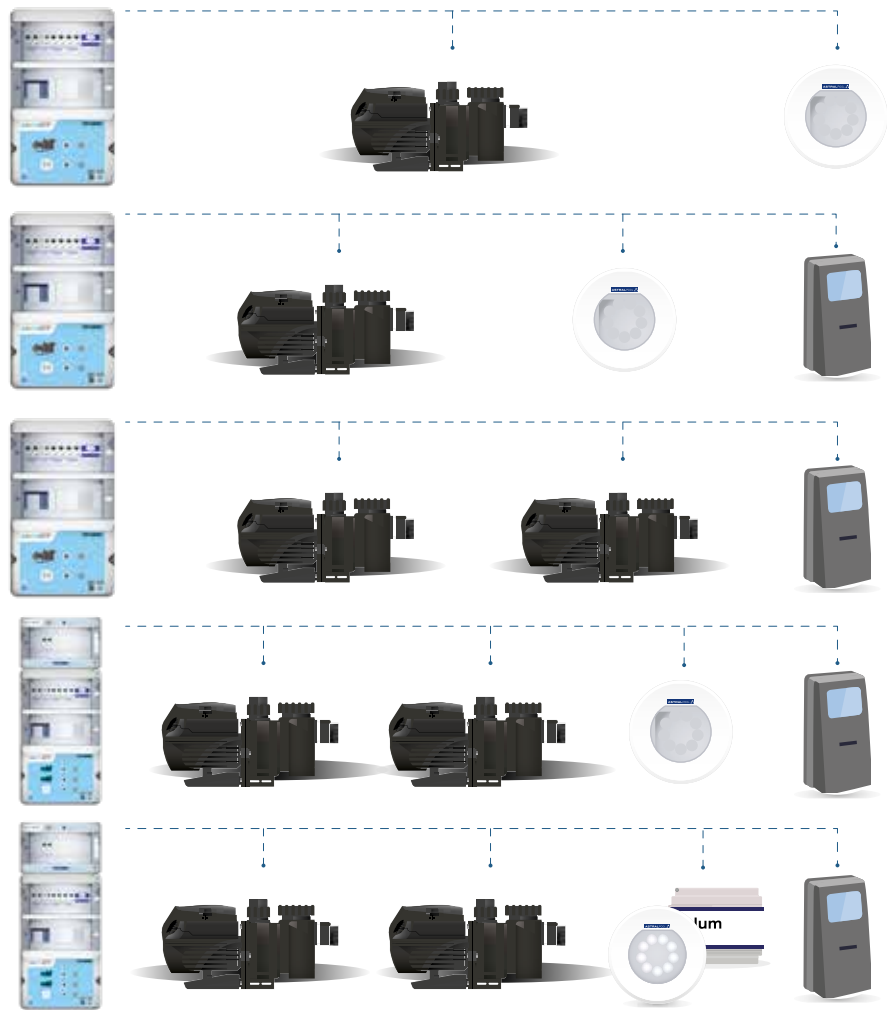
NET'N'CLEAN



COMPLETE WHITE



COMPLETE RGB



PRE-DEFINED TEMPLATES

CONNECT & GO VERSION	Fluidra code	1 pump (+ on/off button)	2 pumps (+ on/off buttons)	White light (+ on/off button)	LumiPlus RGB color light	Light Transformer included	Extra device (+ on/off button for standard chlorinator, booster pump, etc...)
BASIC	70874(C) / 70875(D)	✓		✓			
BASIC PLUS	70554(C) / 70555(D)	✓		✓			✓
NET'N'CLEAN	70556(C) / 70557(D)		✓				✓
COMPLETE WHITE	70697(C) / 70698(D)		✓	✓		✓	✓
COMPLETE RGB	70699(C) / 70700(D)		✓		✓	✓	✓

THE FUTURE
IS HERE

CONNECT & GO POWER CENTER CABINETS

Convenience & easy installation

- + A range of Connect & Go power center cabinets is offered to suit most residential pools configurations.
- + Connect & Go power center cabinets contain all electrical protections and switches to manage pool equipment. Everything is pre-wired to ease installation process so it is the perfect solution for new pools, while also being adapted to retrofit situation (simply replace the whole filtration cabinet with Connect & Go).
- + Once installed, simply follow 4 easy steps:

1. Download the NN PRO app and create your professional user account.
2. Scan Connect Box QR code to register the Connect & Go power center cabinet.
3. Scan power center cabinet barcode to get the predefined pool configuration template.
4. Launch NN compatible products auto detection using the app to get the pool dashboard.

Type	Intensity range	Power Range 1-phase 230V
C	4A - 6.3A	¾ HP - 1 HP
D	6A - 10A	1.5 HP



Did you know ?

Fluidra provides more than 100 products able to offer a smart control and exchange with Connect & Go pool automation. Simply look for the "NN Thing" icon in the product pages.



Basic

DESCRIPTION

Control and power devices for a single-phase pump and control devices for lighting.

- IP-65 protection rating. Two transparent lids with lock and key.
- Products compatible with 220/240 V single-phase (P+N+T) 50 Hz/60Hz input.
- Internet connection required.
- Manual (selector) or automatic lighting control and pump.
- Includes Connect Box and 1 GPIO wiring.
- Enables optional temperature sensor connection (code 69682) with no need for accessories.
- Possibility of connecting a levels box.
- External transformer needed for lighting.
- Expansion modules can be connected for white, RGB and GPIO lighting.



Check out the expansion modules and accessories available for Connect & Go cabinets.

	Code	Standard Pack	Standard weight in kg	Standard volume in m ³
Basic C	70874	1	6.00	0.028
Basic D	70875	1	6.00	0.028

CONNECT & GO POWER CENTER CABINETS

Basic Plus



Check out the expansion modules and accessories available for Connect & Go cabinets.

DESCRIPTION

Control and power devices for a single-phase pump plus a control device for lighting.

- IP-65 protection rating. Two transparent lids with lock and key.
- Products compatible with 220/240 V single-phase (P+N+T) 50 Hz/60Hz input.
- Internet connection required.
- Manual (selector) or automatic control for lighting, pump and auxiliary devices.
- Includes Connect Box and 1 GPIO wiring.
- Enables optional temperature sensor connection (code 69682) with no need for accessories.
- Possibility of connecting a levels box.
- External transformer needed for lighting.
- Expansion modules can be connected for white, RGB and GPIO lighting.

	Code	Standard Pack	Standard weight in kg	Standard volume in m ³
Basic Plus C	70554	1	6.00	0.028
Basic Plus D	70555	1	6.00	0.028

Net'N'Clean



Check out the expansion modules and accessories available for Connect & Go cabinets.

DESCRIPTION

Control and power devices for a single-phase pump plus a control another device.

- IP-65 protection rating. Two transparent lids with lock and key.
- Products compatible with 220/240 V single-phase (P+N+T) 50 Hz/60Hz input.
- Internet connection required.
- Manual (selector) or automatic control for pump, an auxiliary pump and an auxiliary device.
- Includes Connect Box and 1 GPIO wiring.
- Enables optional temperature sensor connection (code 69682) with no need for accessories.
- Possibility of connecting a levels box.
- External transformer needed for lighting.
- Expansion modules can be connected for white, RGB and GPIO lighting.

	Code	Standard Pack	Standard weight in kg	Standard volume in m ³
Net'N'Clean C	70556	1	6.00	0.028
Net'N'Clean D	70557	1	6.00	0.028

CONNECT & GO POWER CENTER CABINETS

Complete White



FLUIDRA
CONNECT
INTERNET OF POOLS

Check out the expansion
modules and accessories
available for Connect &
Go cabinets.

DESCRIPTION

Control and power devices for two single-phase pump plus a control and power for white lighting.

- IP-65 protection rating. Three transparent lids with lock and key.
- Products compatible with 220/240 V single-phase (P+N+T) 50 Hz/60Hz input.
- Internet connection required.
- Manual (selector) or automatic control for pump, an auxiliary pump, an auxiliary device and lighting.
- Includes Connect Box and 1 GPIO wiring.
- Enables optional temperature sensor connection (code 69682) with no need for accessories.
- Possibility of connecting a levels box.
- A 100 VA transformer is included for lighting.
- Expansion modules can be connected for RGB and GPIO lighting.

	Code	Standard Pack	Standard weight in kg	Standard volume in m ³
Complete White C	70697	1	10.0	0.043
Complete White D	70698	1	10.0	0.043

Complete RGB



FLUIDRA
CONNECT
INTERNET OF POOLS

Check out the expansion
modules and accessories
available for Connect &
Go cabinets.

DESCRIPTION

Control and power devices for two single-phase pump plus a control and power for RGB lighting.

- IP-65 protection rating. Three transparent lids with lock and key.
- Products compatible with 220/240 V single-phase (P+N+T) 50 Hz/60Hz input.
- Internet connection required.
- Manual (selector) or automatic control for pump, an auxiliary pump and an auxiliary device.
- Includes Connect Box and 1 GPIO wiring.
- Enables optional temperature sensor connection (code 69682) with no need for accessories.
- Possibility of connecting a levels box.
- A 100 VA transformer is included for lighting.
- Expansion modules can be connected for white and GPIO lighting.

	Code	Standard Pack	Standard weight in kg	Standard volume in m ³
Complete RGB C	70699	1	10.0	0.043
Complete RGB D	70700	1	10.0	0.043

CONNECT & GO ACCESSORIES



- + While providing a convenient and easy to install solution with Connect & Go pre-wired power center cabinets, it is possible to create tailor-made Fluidra Connect automation for custom applications.
- + It can be either Fluidra Connect main components to create a custom installation or expansion modules to add features to a Connect & Go power center cabinet.

• Custom installation

+ The following components are needed as a baseline (to be integrated in a specific power center cabinet - not provided):

- Connect Box which is the "brain" of Fluidra Connect automation.
- One or several GPIO control device(s) that will manage pool equipment.

• Expansion modules (see next page)

+ 6 expansion modules are offered to bring additional features to Connect & Go power center cabinets:

- 3 modules to add 2 filter pumps control (available for 1, 2 & 3 HP pumps).
- 2 modules to add lighting management (available in white or RGB color with 100 VA transformer).
- 1 module to get an additional GPIO for pool equipment management.

THE FUTURE IS HERE



Connect Box



DESCRIPTION

Connect Box is the brain behind a Fluidra Connect pool installation. Fluidra Connect does not work without Connect Box, which must have an Ethernet cable connection (from a home router, Powerline adapters, etc.).

	Code	Standard Pack	Standard weight in kg	Standard volume in m ³
Connect Box	76172	1	0.42	0.0010

GPIO



DESCRIPTION

Control device with 4 digital inputs and 4 digital outputs.

Using the GPIO, incompatible products, such as a white spotlight or filtration pump, can be switched on or off and their timers set.

It also displays the status of some devices, such as a pool cover.

	Code	Standard Pack	Standard weight in kg	Standard volume in m ³
GPIO	62368	1	0.18	0.0003



When the products to be controlled are not "NN Things", they can be managed using a GPIO device.

CONNECT & GO EXPANSION MODULES

Expansion modules

2 auxiliary pumps



DESCRIPTION

Those expansion modules allow to add ON-OFF-AUTO control of 2 additional pumps.

Available in 3 versions for 1, 2 or 3 HP pumps (single phase).

	Code	Standard Pack	Standard weight in kg	Standard volume in m ³
Expansion module - 2 pumps 1 HP	72731	1	3.00	0.028
Expansion module - 2 pumps 2 HP	72732	1	3.00	0.028
Expansion module - 2 pumps 3 HP	72733	1	3.00	0.028

Expansion modules

White & RGB lighting



DESCRIPTION

Those expansion modules allow to add Lighting supply and control.

Provided with a 100 VA transformer.

Available in 2 versions: white light and RGB color light (NN compatible)

	Code	Standard Pack	Standard weight in kg	Standard volume in m ³
Expansion module - white light	70695	1	1.50	0.009
Expansion module - RGB color light	70696	1	1.50	0.009

Expansion module - GPIO



DESCRIPTION

This expansion module allows to add a GPIO device that brings 4 digital inputs and 4 digital outputs in addition to existing GPIO in Connect & Go cabinets.

Any standard product can be managed with ON, OFF and schedule controls or device status (such as pool cover for example).

	Code	Standard Pack	Standard weight in kg	Standard volume in m ³
Expansion module - GPIO	70770	1	3.00	0.020



POOL SURROUND EQUIPMENT



46	POOL ACCESS	61	SHOWERS
46	Elegance ladders	61	Iguazu showers
46	Komfi ladders	62	Pluvium showers
47	Wall model ladders	63	Niagara showers
48	Standard model ladders	66	Chrome showers
49	Mixed model ladders	68	Angel showers
50	Asymmetrical and easy access ladders	71	Showers with timers
52	Corrosion resistant model ladders	72	Accessories
53	Exit grab rails and lower end	73	Shower trays
55	Accessories, anchoring fixtures and grips	74	ORNAMENTAL WATER FEATURES - CANNONS AND WATERFALLS
57	DIVING BOARDS AND TRAMPOLINES	79	GRILLES FOR OVERFLOW
58	PLATFORMS	86	Zodiac® PowerFall
59	SLIDES		
60	ASTRALPOOL BIKE		

POOL ACCESS

Elegance ladders



Complies with Standard
EN 16582-1:2015

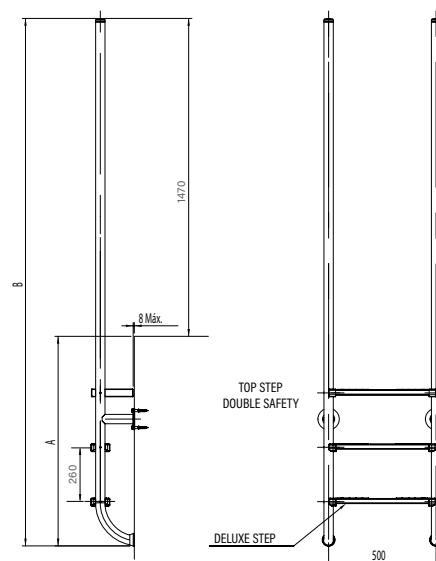
DESCRIPTION

These sleek, stylish ladders with handrails have been designed to make it easy to get into a pool. Made of AISI 316L stainless steel with two anchoring points, the first step is double the standard size in a non-slip material for the greater safety and convenience of swimmers. Comes with 3 or 4 steps. To connect ground earth cable use Equipotential Anchor items 73318 or 73319.

	Code	Standard Pack	Standard weight in kg	Standard volume in m ³
Elegance ladders				
2 steps + 1 safety step	45782	1	14	0.089
3 steps + 1 safety step	45783	1	15	0.089

TECHNICAL FEATURES

Reference	Steps	A	B
45782	2 + 1 safety	960	2430
45783	3 + 1 safety	1220	2690



POOL ACCESS

Komfi ladders



Complies with Standard
EN 16582-1:2015

DESCRIPTION

Standard Ladder grey step

Ladder with handrails manufactured in Ø43 and polished AISI-316L stainless steel tube.

Polypropylene steps. Its plastic steps ensure a comfortable tread when the user steps on. It also avoids the possibility of slipping.

Material: Stainless Steel AISI 316L polished handrail + polypropylene steps

Dimensions: based on Standard ladders for Residential use.

	Code	Standard Pack	Standard weight in kg	Standard volume in m ³
2 steps	73147	1	9.8	0.066
3 steps	73148	1	13	0.076
4 steps	73149	1	14	0.086
5 steps	73150	1	15	0.097

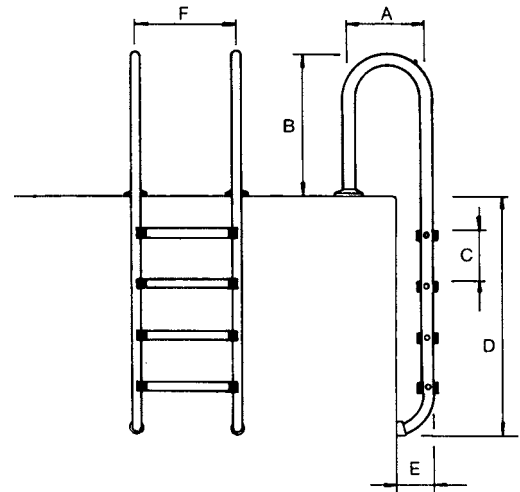
Wall model ladders



- In-ground pool ladder.
- Stainless steel Ø 43 mm pipe handrail.
- Stainless steel steps.
- Special non-slip design ensures safety.
- Supplied with anchoring fixtures for connection to an equipotential outlet.
- Trimmed faceplate.

TECHNICAL FEATURES

Steps	A	B	C	D	E	F
2	318	620	260	700	148	500
3	318	620	260	960	148	500
4	318	620	260	1220	148	500
5	318	620	260	1480	148	500



Complies with Standard EN 16582-1:2015



Wall model ladder with Luxe model steps



DESCRIPTION

Rails & steps in AISI-316L.

	Code	Standard Pack	Standard weight in kg	Standard volume in m ³
2 steps ladder	05480	1	9.0	0.05
3 steps ladder	05481	1	10.5	0.06
4 steps ladder	05482	1	12.4	0.06
5 steps ladder	05483	1	13.7	0.07



Wall model ladder with Standard model steps



DESCRIPTION

Rails & steps in AISI-304L.

	Code	Standard Pack	Standard weight in kg	Standard volume in m ³
2 steps ladder	05492	1	9.0	0.05
3 steps ladder	05493	1	12.7	0.06
4 steps ladder	05494	1	14.8	0.06
5 steps ladder	05495	1	13.6	0.07

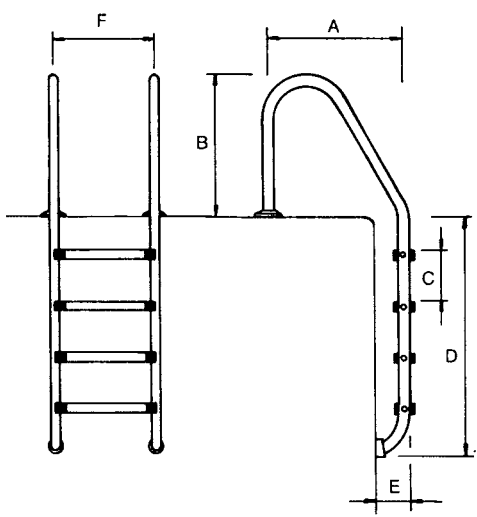
Standard model ladders



- In-ground pool ladder. Stainless steel Ø 43 mm pipe handrail.
- Stainless steel steps. Special non-slip design ensures safety.
- Supplied with anchoring fixtures for connection to an equipotential outlet.
- Trimmed faceplate.

TECHNICAL FEATURES

Steps	A	B	C	D	E	F
2	618	620	260	700	148	500
3	618	620	260	960	148	500
4	618	620	260	1220	148	500
5	618	620	260	1480	148	500



Complies with Standard EN 16582-1:2015

Optional: American measurements without anchor point and optional plastic step.



Standard handrail ladder

with Luxe model step



DESCRIPTION

Rails & steps in AISI-316L.

	Code	Standard Pack	Standard weight in kg	Standard volume in m ³
2 steps ladder	05476	1	9.8	0.07
3 steps ladder	05477	1	11.5	0.08
4 steps ladder	05478	1	14.0	0.08
5 steps ladder	05479	1	15.0	0.10



Standard handrail ladder

with Standard model step



DESCRIPTION

Rails & steps in AISI-304L.

	Code	Standard Pack	Standard weight in kg	Standard volume in m ³
2 steps ladder	05488	1	9.6	0.07
3 steps ladder	05489	1	12.0	0.08
4 steps ladder	05490	1	15.0	0.09
5 steps ladder	05491	1	15.0	0.09

Mixed model ladders



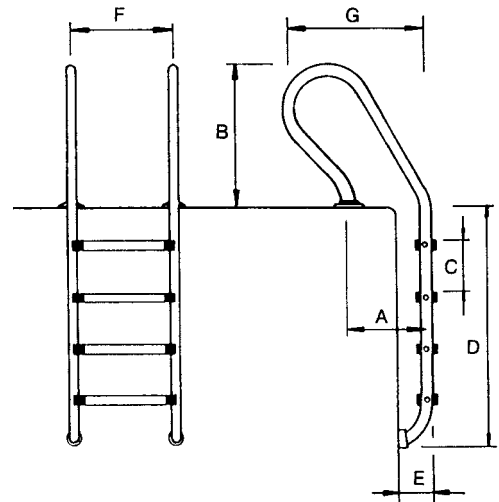
- In-ground pool ladder.
- Stainless steel Ø 43 mm pipe handrail.
- Stainless steel steps. Special non-slip design ensures safety.
- Supplied with anchoring fixtures for connection to an equipotential outlet.
- Trimmed faceplate.



Complies with Standard
EN 16582-1:2015

TECHNICAL FEATURES

Steps	A	B	C	D	E	F	G
2	318	620	260	700	148	500	491
3	318	620	260	960	148	500	491
4	318	620	260	1220	148	500	491
5	318	620	260	1480	148	500	491



Mixed handrail ladder with Luxe model step



DESCRIPTION

Rails & steps in AISI-316L.

	Code	Standard Pack	Standard weight in kg	Standard volume in m ³
2 steps ladder	05484	1	9.7	0.07
3 steps ladder	05485	1	11.5	0.08
4 steps ladder	05486	1	12.6	0.09
5 steps ladder	05487	1	14.8	0.09



Mixed handrail ladder with Standard model step



DESCRIPTION

Rails & steps in AISI-304L.

	Code	Standard Pack	Standard weight in kg	Standard volume in m ³
2 steps ladder	05496	1	9.7	0.07
3 steps ladder	05497	1	11.4	0.08
4 steps ladder	05498	1	15.3	0.09
5 steps ladder	05499	1	14.8	0.10

POOL ACCESS

Asymmetrical and easy access ladders

Standard asymmetrical model



Complies with Standards
EN 13451-1
EN 13451-2



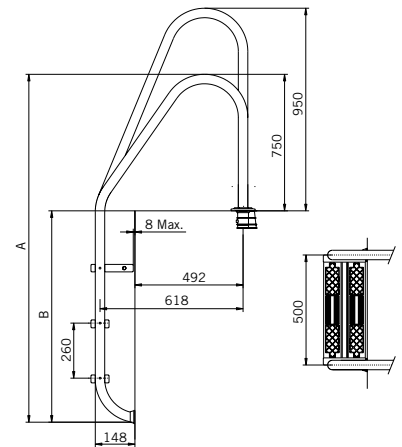
DESCRIPTION

Standard model ladder for embedded pools. Handrails in polished Stainless Steel (Ø 43 mm) pipe. Stainless steel steps with non-slip surface. Its careful design helps to reduce the danger of slips or cuts. Complete with anchoring fixtures and earthing connection. Rails & steps in AISI-316L.

	Code	Standard Pack	Standard weight in kg	Standard volume in m ³
1 "Luxe" step + 1 double safety step	19938	1	13.0	0.07
2 "Luxe" steps + 1 double safety step	19939	1	13.9	0.08
3 "Luxe" steps + 1 double safety step	19940	1	15.8	0.10
4 "Luxe" steps + 1 double safety step	19941	1	17.0	0.10

TECHNICAL FEATURES

Code	Steps	A	B
19938	2	1450	700
19939	3	1710	960
19940	4	1970	1220
19941	5	2230	1480



Complies with Standards
EN 13451-1
EN 13451-2



Mixed asymmetrical model



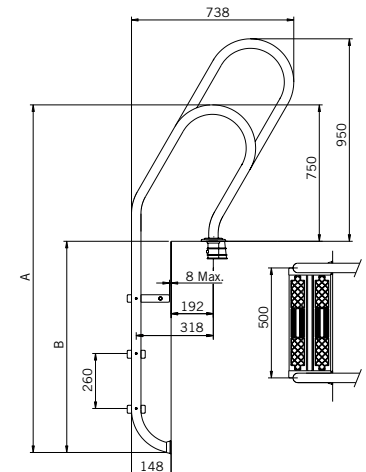
DESCRIPTION

Stairs with Mixed model handrails, for embedded pools, made of polished Stainless Steel (Ø 43 mm) pipe. Its careful design helps to reduce the danger of slips or cuts. Complete with anchoring fixtures and earthing connection. LUXE handrails and steps in AISI-316L.

	Code	Standard Pack	Standard weight in kg	Standard volume in m ³
2 "Luxe" steps + 1 double safety step	19943	1	14.0	0.08
3 "Luxe" steps + 1 double safety step	19944	1	15.6	0.09
4 "Luxe" steps + 1 double safety step	19945	1	17.5	0.10

TECHNICAL FEATURES

Code	Steps	A	B
19943	3	1710	960
19944	4	1970	1220
19945	5	2230	1480



Asymmetrical and easy access ladders

Easy access model



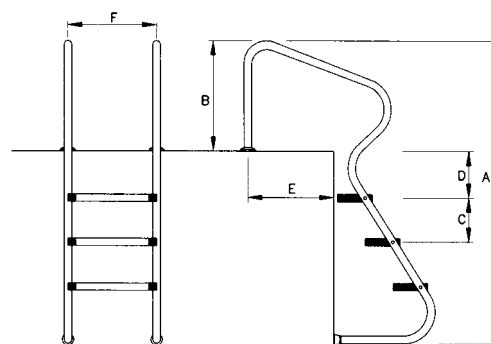
DESCRIPTION

Ladder width of 500 mm. Handrails in polished stainless steel (Ø 43 mm) pipe. With anchoring fixtures and earthing connection. Polished finish. With anchoring fixtures for earth connection. Rails and non-slip steps in polished AISI-316L.

	Code	Standard Pack	Standard weight in kg	Standard volume in m ³
3-step ladder	07782	1	21.6	0.145
4-step ladder	11979	1	25.9	0.202

TECHNICAL FEATURES

Code	Steps	A	B	C	D	E	F
07782	3	1835	750	260	243	490	500
11979	4	2085	750	260	243	490	500



Above-ground pool safety ladder with platform



DESCRIPTION

Ladder manufactured in AISI-304L stainless steel Ø43 pipe with a bright satin finish and plastic treads.

White steps and plastic platform. Non-slip steps and platform. Safe pool access. Ladder maximum load: 150 kg.

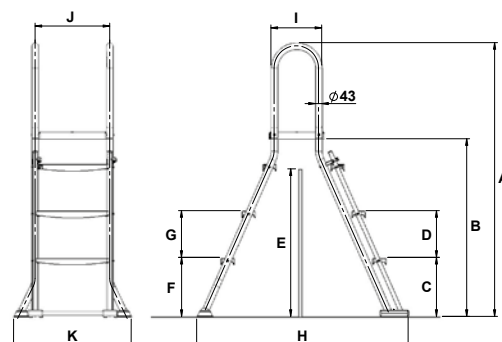
	Code	Standard Pack	Standard weight in kg	Standard volume in m ³
For above-ground pool height 1 m	67656	1	-	-
1.20 or 1.35 m	67657	1	-	-
1,50 m	67658	1	-	-



Complies with Standard EN 16582-1:2015

TECHNICAL FEATURES

Code	Steps	A	B	C	D	E	F	G	H	I	J	K
67656	3	1856	1204	400	317	1000	400	317	1433	344	506	797
67657	4	2094	1442	350	285	1350	350	285	1644	344	506	808
67658	5	2378	1727	350	285	1500	350	285	1899	344	506	805



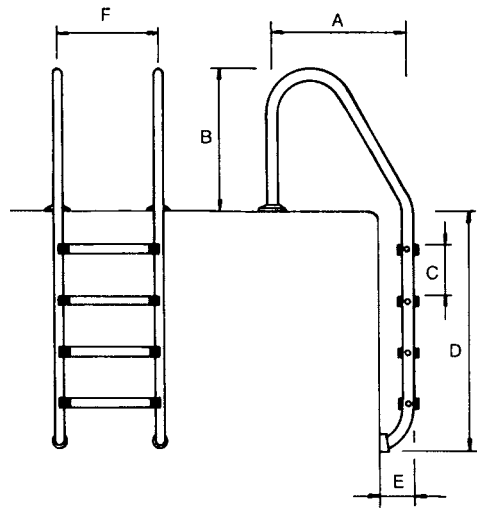
POOL ACCESS

Corrosion resistant model ladders

- In-ground pool ladder.
- Special non-slip steps design ensures safety.
- Supplied with anchoring fixtures for connection to an equipotential outlet.
- Trimmed faceplate.
- Special treatment for higher endurance with Salt Water Chlorinator pools avoiding corrosion and rust.

TECHNICAL FEATURES

Steps	A	B	C	D	E	F
2	618	620	260	700	148	500
3	618	620	260	700	148	500
4	618	620	260	700	148	500
5	618	620	260	700	148	500



With high protection



DESCRIPTION

AISI-304L with Plascoat treatment providing an extra-corrosion protection.

	Code	Standard Pack	Standard weight in kg	Standard volume in m ³
3 steps ladder	76161	1	11.5	0.08
4 steps ladder	76162	1	14	0.08

With deluxe protection



DESCRIPTION

AISI-904L steel with higher content of nickel and molybdenum than AISI-316L. Supreme corrosion resistance with deluxe look & feel.

	Code	Standard Pack	Standard weight in kg	Standard volume in m ³	Ex. VAT Price	Eco-part
3 steps ladder	76163	1	-	-	0.08	
4 steps ladder	76164	1	-	-	0.08	



Ladders and grab rails made to measure. Any types of ladders, grab rails and handrails can be made to order out of AISI-304L and AISI-316L stainless steel adapted to your needs.

Exit grab rails and lower end

800 x 800 mm model

DESCRIPTION

Set of 2 tubular handrails in polished S.S. AISI-316L Ø 43 mm pipe. Exit grab rails with fixing plates are supplied as a pair including fixing plates, gaskets, screws and wall plugs.

	Code	Standard Pack	Standard weight in kg	Standard volume in m ³
Attachment by means of fixing plate	05541	1	9.27	0.10
Attachment for embedding	05540	1	8.40	0.10



470 x 800 mm model

DESCRIPTION

Set of 2 tubular handrails in polished S.S. AISI-316L Ø 43 mm pipe. Exit grab rails with fixing plates are supplied as a pair including fixing plates, gaskets, screws and wall plugs.

	Code	Standard Pack	Standard weight in kg	Standard volume in m ³
Attachment by means of fixing plate	05542	1	6.97	0.08



470 x 800 mm model with rectangular base plate

DESCRIPTION

Set of 2 tubular handrails in polished S.S. AISI-316L Ø 43 mm pipe. The exit grab rails with base plates are supplied with screws and wall plugs.

	Code	Standard Pack	Standard weight in kg	Standard volume in m ³
Attachment by means of fixing plate	05543	1	7.6	0.08



Crossover model with rectangular base plate

DESCRIPTION

Set of 2 tubular handrails in polished S.S. AISI-316L Ø 43 mm pipe. The exit grab rails with base plates are supplied with wall plugs and screws.

	Code	Standard Pack	Standard weight in kg	Standard volume in m ³
Attachment by means of fixing plate	05544	1	8.46	0.18



POOL ACCESS

Exit grab rails and lower end



Parallel model



DESCRIPTION

Set of 2 x AISI-316L bright satin stainless steel Ø 43 mm pipe handrails. For fastening with anchoring fixtures code 00143 (not included in supply, see page 55).

	Code	Standard Pack	Standard weight in kg	Standard volume in m ³
Parallel model	00110	1	10.0	0.11



Asymmetrical model



DESCRIPTION

Set of 2 tubular handrails in polished S.S. AISI-316L Ø 43 mm pipe. For fixing with anchoring fixture code 00143 (not included, see page 55).

	Code	Standard Pack	Standard weight in kg	Standard volume in m ³
Asymmetrical model	00111	1	10.1	0.14



Complies with Standard EN 16582-1:2015

Split ladder - Bottom half



DESCRIPTION

Rails and steps in polished AISI-316L stainless steel (Ø 43 mm). Attachment with fixing plates, gaskets, screws and wall plugs. To connect ground earth cable use Equipotential Anchor items 73318 or 73319.

	Code	Standard Pack	Standard weight in kg	Standard volume in m ³
2 "Luxe" steps	01456	1	5.0	0.04
3 "Luxe" steps	01457	1	6.3	0.04
4 "Luxe" steps	01458	1	7.7	0.05
5 "Luxe" steps	01459	1	9.2	0.07



Complies with Standard EN 13451-1 EN 13451-2

Grab rail fixed out of the water



DESCRIPTION

In polished AISI-316L stainless steel (Ø 43 mm).

	Code	Standard Pack	Standard weight in kg	Standard volume in m ³
For embedding	07780	1	6.7	0.118
With base plates (gaskets, wall plugs and screws)	07781	1	6.7	0.118

Accessories, anchoring fixtures and grips

* 1 additional year warranty. For more information see the warranty certificate in the manual.



Double non-slip safety step

DESCRIPTION

AISI-316L stainless steel with bright satin finish. For all in-ground pool ladder models.

	Code	Standard Pack	Standard weight in kg	Standard volume in m ³
Safety step	70662	1	2.05	0.003

Anchoring sockets



DESCRIPTION

In plastic, with connection to an equipotential circuit.

	Code	Standard Pack	Standard weight in kg	Standard volume in m ³
For Ø 43 mm pipe.	00042	50	7.0	0.03
For Ø 48 mm pipe.	07661	-	-	-

Articulated anchoring sockets



00043

08727



DESCRIPTION

In polished Stainless Steel (AISI-304L) for a ladder with a Ø 43 mm pipe.

	Code	Standard Pack	Standard weight in kg	Standard volume in m ³
Articulated anchoring socket without base plate	00043	1	0.93	0.002
with base plate	08727	1	1.0	0.002

Removable anchoring socket with base plate



DESCRIPTION

In polished stainless steel (AISI-316L) for a Ø 43 mm pipe with gaskets, wall plugs and screws.

	Code	Standard Pack	Standard weight in kg	Standard volume in m ³
Set of 2 units	07331	1	1.00	0.003

Anchor with locking bolts



DESCRIPTION

Made of polished AISI-316L stainless steel. For a Ø 43 mm pipe.

	Code	Standard Pack	Standard weight in kg	Standard volume in m ³
Anchoring sockets	00143	2	1.2	0.003

Accessories, anchoring fixtures and grips

Ladder foot pad



DESCRIPTION

Made of plastic, the angle can be adjusted by rotating the eye ball socket. Recommended for liner pools.

	Code	Standard Pack	Standard weight in kg	Standard volume in m ³
For Ø 43 mm pipe.	00045	50	12.6	0.03
For Ø 28 mm pipes.	00046	50	14.0	0.03

Stainless Steel Handrails



DESCRIPTION

Polished Ø 43 mm AISI-316L stainless steel pipes. With fixing plates (including gaskets, screws and wall plugs).

	Code	Standard Pack	Standard weight in kg	Standard volume in m ³
Length 0.5 m	00051	2	2.8	0.02
Length 1 m	00052	2	4.3	0.04
Length 2 m	00053	2	7.9	0.09
Length 2.5 m	00054	2	9.5	0.11

Tee bar



DESCRIPTION

Polished Ø 43 mm AISI-316L stainless steel pipes.

	Code	Standard Pack	Standard weight in kg	Standard volume in m ³
With fixing plates (including gaskets, screws and wall plugs).	00056	1	2.09	0.01

Equipotential anchor



DESCRIPTION

The aim of this accessory for ladders is to solve the problem of not having the possibility to connect ground earth cable to ladders that do not have an anchoring on the pool beach like: Elegance and split ladders - items 45782, 45783, 01456, 01457, 01458, 01459, 08090, 08091 and 08092.

It is mandatory by norms to connect metallic ladders to ground earth in order to have proper electrical connections. Moreover, it is highly recommended to avoid corrosion.

Equipotential anchor for ladders, manufactured in AISI-304L stainless steel and commercialized for concrete and liner pools. The anchors are composed of a recessed base on the ground, washer, screws and the equipotential bonding.

Each ladder needs to 2 units.

	Code	Standard Pack	Standard weight in kg	Standard volume in m ³
Concrete pools	73318	1	0.45	0.002
Liner pools	73319	1	0.50	0.002

Dynamic flexible springboard



DESCRIPTION

Wide springboard made of polyester resin and fibreglass. Resistant to UV exposure and adverse weather conditions. Non-slip surface covering the entire board. Supplied with anchoring fixtures.

	Code	Standard Pack	Standard weight in kg	Standard volume in m ³
Length 1.61 m. Width 0.46 m	21392	1	22.0	0.335

Dynamic 1200 Diving Board



DESCRIPTION

Wide springboard made of polyester resin and fibreglass. Resistant to UV exposure and adverse weather conditions. Non-slip surface covering the entire board. Supplied with anchoring fixtures.

	Code	Standard Pack	Standard weight in kg	Standard volume in m ³
Length 1.20 m. Width 0.40 m	20090	1	20.0	0.325

Dynamic Diving Board



DESCRIPTION

Wide springboard made of polyester resin and fibreglass, with non-slip surface. Grab rails and supports made of stainless steel with matt finish. Supplied with anchoring fixtures.

	Code	Standard Pack	Standard weight in kg	Standard volume in m ³
Length 2 m, Width 0.60 m	23199	1	50.0	1.585
Length 2.30 m, Width 0.60 m	23200	1	52.0	1.585

Dolphin Model




DESCRIPTION

Flexible Polyester and fibreglass springboard in light blue. Supplied with anchoring fixtures.

	Code	Standard Pack	Standard weight in kg	Standard volume in m ³
Length 1.6 m. Height 0.35 m	00076	1	22.0	0.138

Ballesta Model



DESCRIPTION

Light blue Polyester and fibreglass springboard. Springboard bracket made of galvanized Steel. Supplied with anchoring fixtures.

	Code	Standard Pack	Standard weight in kg	Standard volume in m ³
Length 1.8 m, Height 0.25 m, Width 0.4 m	00077	1	27.0	0.084
Length 1.4 m, Height 0.25 m, Width 0.4 m	00078	1	25.0	0.072

Elevated Model




DESCRIPTION

Base laminated in ivory-coloured Polyester and fibreglass, with light blue board. With 2 stainless steel handrails. Non-slip step and board. Supplied with anchoring fixtures.

	Code	Standard Pack	Standard weight in kg	Standard volume in m ³
Length 2 m Height 0.55 m Width 0.4 m	00068	1	38.0	0.850
Length 2.5 m Height 0.75 m Width 0.46 m	00069	1	68.0	1.380

PLATFORMS

Platform



DESCRIPTION

Light blue polyester and fibreglass boards with non-slip surface. Anchoring fixtures are not supplied.

	Code	Standard Pack	Standard weight in kg	Standard volume in m ³
Width 0.40 m				
Length 1.4 m	00060	1	13.0	0.036
Length 1.8 m	00061	1	16.0	0.046
Length 2.0 m	00062	1	18.0	0.050
Length 2.3 m	00063	1	22.0	0.060
Width 0.46 m				
Length 2.5 m	00064	1	31.0	0.080
Length 3.2 m	00065	1	46.0	0.100

Diving board brackets



DESCRIPTION

Made of polished AISI-304L stainless steel, with platform fixing bolts.

	Code	Standard Pack	Standard weight in kg	Standard volume in m ³
For boards up to 2.30 m in length	14586	1	8.0	0.040
For boards from 2.5 to 3.2 m in length	72594	1	8.4	0.102

SLIDES

Pranaslide Model



DESCRIPTION

Light blue polyester and fibreglass steps and slide. Grab rails made of white painted Aluminium. Fitted with a water supply connection to ease sliding. Supplied with anchoring fixtures.

	Code	Standard Pack	Standard weight in kg	Standard volume in m ³
Height 1.50 m	00085	1	62.0	1.214
Height 1.80 m	00086	1	70.0	1.368

Curved model



DESCRIPTION

Light blue polyester and fibreglass steps and slide. Grab rails made of white painted Aluminium. Fitted with a water supply connection to ease sliding. Supplied with anchoring fixtures

	Code	Standard Pack	Standard weight in kg	Standard volume in m ³
Right curve, height 1.78 m	00088	1	83.0	2.913
Left curve, height 1.78 m	00089	1	83.0	2.913

Straight model



DESCRIPTION

Light blue polyester and fibreglass slide. Plastic steps. Polished stainless steel handrails. Fitted with a water supply connection to ease sliding. Supplied with anchoring fixtures.

	Code	Standard Pack	Standard weight in kg	Standard volume in m ³
Height 1.30 m	00081	1	31.0	0.550
Height 1.80 m	00082	1	38.0	0.850
Height 2.00 m	00083	1	44.0	0.750

SLIDES

Slides



DESCRIPTION

Slide made of polyester, reinforced with fibreglass. Plastic steps. Stainless steel handrails. Fitted with a water supply connection to ease sliding. Supplied with anchoring fixtures. Available in white, blue and ivory.

	Code	Standard Pack	Standard weight in kg	Standard volume in m ³
Straight	18543 MT07	1	-	6.48
Left curve	18545 MT07	1	-	8.30

ASTRALPOOL BIKE

AstralPool Bike



DESCRIPTION

Aquabike made of square and rectangular polished AISI-316L stainless steel pipe. Ideal for gyms, wellness centres, spas, medical facilities, hotels and private pools.

- Adjustable height of saddle and handlebar.
- For use in public and residential pools from 1 to 1.5 metres in depth.
- Ergonomic.
- Pedals made of PUR.
- Easy to move about.

	Code	Standard Pack	Standard weight in kg	Standard volume in m ³
AstralPool Bike	67333	1	20	0.12

SHOWERS

Iguazu showers


Iguazu shower



DESCRIPTION

Matt AISI-316L stainless steel shower for hot and cold water with a white acrylic front panel. Adjustable chromed brass anti-limescale shower-head and 2 mist spray jets controlled by a 2-way control valve. The flow rate and the water temperature are regulated by a mixer valve.

	Code	Standard Pack	Standard weight in kg	Standard volume in m ³
Iguazu Shower	53874	1	27	0.163



SHOWERHEAD



MIXER TAP



BODY JETS



Iguazu solar shower



DESCRIPTION

Matt AISI-316L stainless steel solar shower with a white acrylic front panel. Adjustable chromed brass anti-limescale shower-head and 2 mist spray jets controlled by a 2-way control valve. With a cold water inlet, it enables the water to be heated by means of a 30 litre aluminium accumulator tank, taking advantage of the sun's energy.

	Code	Standard Pack	Standard weight in kg	Standard volume in m ³
Iguazu Solar Shower	56933	1	32	0.163



SHOWERHEAD



MIXER TAP



BODY JETS



Pluvium showers

Pluvium shower



DESCRIPTION

Shower made of tropical wood combined with glossy AISI-316L stainless steel. Mixer valve for hot and cold water control. Adjustable shower head with anti-limescale system. Its minimalist and compact design provides an elegant and modern image for the pool environment and its high quality materials give it a long service life and greater resistance to weathering and corrosion.

Height of the shower head from the ground: 2.04 m.

	Code	Standard Pack	Standard weight in kg	Standard volume in m ³
Pluvium Shower with shower tray	43583	1	38	0.169
Pluvium Shower without shower tray	43432	1	27	0.136



SHOWERHEAD



MIXER TAP

Pluvium solar shower



DESCRIPTION

Solar shower made of tropical wood combined with glossy AISI-316L stainless steel. It includes a 30 L aluminium tank. Mixer valve for hot and cold water control. Adjustable shower head with anti-limescale system. Its minimalist and compact design provides an elegant and modern image for the pool environment and its high quality materials give it a long service life and greater resistance to weathering and corrosion.

Height of the shower head from the ground: 2.04 m.

	Code	Standard Pack	Standard weight in kg	Standard volume in m ³
Pluvium Solar Shower without shower tray	43435	1	37	0.225

Shower tray for Pluvium shower



DESCRIPTION

Shower tray for the Pluvium shower made of a combination of wood and glossy AISI-316L stainless steel. Its minimalist and compact design provides an elegant and modern image for the pool environment.

	Code	Standard Pack	Standard weight in kg	Standard volume in m ³
Shower tray for Pluvium shower	43434	1	11	0.028

Niagara showers

Niagara shower



DESCRIPTION

Shower made of polished AISI-304L stainless steel with a square adjustable shower head and a flow-regulating valve.

	Code	Standard Pack	Standard weight in kg	Standard volume in m ³
Niagara Shower	53872	1	22	0.125



SHOWERHEAD



KNOB



RECOMMENDED

Stainless steel polish/cleaner

See P. 250



Niagara touchless shower




DESCRIPTION

The Niagara touchless shower incorporates a proximity sensor that works with battery for turning on the shower without contact. Its minimalist design and the high quality of its materials provide you with an elegant and modern image.

TECHNICAL FEATURES:

- Made of AISI-304L polished stainless steel
- Water inlet connection 1/2" BSP INT
- Ground anchoring with screws
- Touchless system with sensor detection angle 15 degrees (conical)
- 6V DC Power supply (4xAA 1.5V). Batteries not included.
- Sensor protection class IP67
- Life test 500.000 cycles
- Working pressure 1-4 bar
- Max. temperature water 75°C

	Code	Standard Pack	Standard weight in kg	Standard volume in m ³
Niagara touchless shower	74102	1	23	0.125



SHOWERHEAD



SENSOR

Niagara showers

Niagara solar shower



- + user comfort**
- + energy saving**
- + easy to install**

DESCRIPTION

Shower made of polished AISI-304L stainless steel. With a single cold water inlet, it enables the water to be heated by means of a 30 L aluminium accumulator tank, taking advantage of the sun's energy. It has a mixer valve and a square adjustable anti-limescale shower head.



	Code	Standard Pack	Standard weight in kg	Standard volume in m ³
Niagara Solar Shower	53873	1	25	0.26

Chrome showers

Chrome shower



DESCRIPTION

Featuring the same elegant, streamlined look of its solar counterpart, the AstralPool Non-Solar Chrome Shower has a wide range of finishes that will allow you to choose the best option for your garden.

It has a shower head with an anti-limescale system and a rain effect so that you can enjoy a relaxing experience before and after every swim.

TECHNICAL SPECIFICATIONS:

- AISI-304L stainless steel tube and Aluminum framework.
- Wide range of colors.
- Anti-limescale shower head and rain effect.
- Foot washer tap.
- Easy installation: inlet underneath or back/lateral (compatible with hose connection).

	Code	Standard Pack	Standard weight in kg	Standard volume in m ³
Metallic				
Shower Chrome no solar anthracite S.S.	74054	1	9	0.11
Shower Chrome no solar silver	74054CL12	1	9	0.11
Shower Chrome no solar anthracite copper	74055	1	9	0.11
Colour range				
Shower Chrome no solar blue	74054CL153	1	9	0.11
Shower Chrome no solar red	74054CL154	1	9	0.11
Shower Chrome no solar green	74054CL155	1	9	0.11
Shower Chrome no solar orange	74054CL156	1	9	0.11

PRODUCT DETAILS - EXAMPLE OF ITEM 74055



SHOWERHEAD



MIXER TAP



FOOT WASH



74054



74055



74054CL12



74054CL153



74054CL154



74054CL155



74054CL156

SHOWERS

Chrome showers

Chrome solar shower



DESCRIPTION

With an elegant, streamlined design, the AstralPool Chrome Solar Shower stands out for its modern vintage style, in a wide range of colors and finishes so that you can choose the one that best fits in with your pool surroundings. Enjoy a relaxing experience before and after every swim thanks to its large 30 l tank to obtain hot water without consuming energy. This green solution for the daily use of your pool contributes to looking after the environment, as well as your health and that of others.

TECHNICAL SPECIFICATIONS:

- A 30 l hot water tank – The leading environmentally friendly system (sunlight heats the water) in the market.
- AISI-304-L Stainless Steel tube and Aluminum framework.
- Wide range of metallic finishes and colors.
- Anti-limescale shower head and rain effect.
- Hot and cold water mixer tap.
- Foot washer tap.
- Ease of maintenance: drainage for emptying the shower in winter to prevent damage and wear.
- Back inlet compatible with hose connection.

	Code	Standard Pack	Standard weight in kg	Standard volume in m ³
Metallic				
Shower Chrome solar Anthracite S.S.	74052	1	13.5	0.25
Shower Chrome solar silver	74052CL12	1	13.5	0.25
Shower Chrome solar Anthracite copper	74053	1	13.5	0.25
Colour range				
Shower Chrome solar blue	74052CL153	1	13.5	0.25
Shower Chrome solar red	74052CL154	1	13.5	0.25
Shower Chrome solar green	74052CL155	1	13.5	0.25
Shower Chrome solar orange	74052CL156	1	13.5	0.25

PRODUCT DETAILS - EXAMPLE OF ITEM 74053



SHOWERHEAD



MIXER TAP



FOOT WASH



74052



74053



74052CL12



74052CL153



74052CL154



74052CL155



74052CL156

COMFORT & ELEGANCE FOR YOUR GARDEN

SOLAR AND NON-SOLAR CHROME SHOWERS

With an elegant, streamlined design, the AstralPool Solar and Non-Solar Chrome showers range stands out for its modern vintage style, in a wide range of colors and finishes.

You can choose the one that best fits in with your pool surroundings.

30 l
tank



Wide range of colors and finishes both models



Solar
Chrome Shower

Non-Solar
Chrome Shower



Angel showers


Angel shower



DESCRIPTION

AISI-304L polished stainless steel (Ø 43 mm) shower with 1 chrome anti-limescale showerhead and 1 flow opening valve. With 00107 anchoring fixture incorporated (see page 72).

	Code	Standard Pack	Standard weight in kg	Standard volume in m ³
Angel Shower	52717	1	5.6	0.43



SHOWERHEAD



NOB

Angel shower with footwash



DESCRIPTION

AISI-304L polished stainless steel (Ø 43 mm) shower with 1 chrome anti-limescale showerhead and 1 flow opening valve. Includes footwash tap. With 00107 anchoring fixture incorporated (see page 72).

	Code	Standard Pack	Standard weight in kg	Standard volume in m ³
Angel footwash	52718	1	5.6	0.43



SHOWERHEAD



NOB



FOOTWASH TAP

Angel showers

Angel shower with 2 shower heads



DESCRIPTION

AISI-304L polished stainless steel (Ø 63 mm) shower with 2 chrome anti-limescale showerheads and 2 flow opening valves. With 27333 anchoring fixture incorporated (see page 72).

	Code	Standard Pack	Standard weight in kg	Standard volume in m ³
Angel Shower with 2 shower heads	59775	1	9.58	0.054



SHOWERHEAD



KNOB

Angel solar shower



- + user comfort
- + energy saving
- + easy to install

DESCRIPTION

Grey aluminium shower. With a cold water inlet, it enables the water to be heated by means of a 30 litre aluminium accumulator tank, taking advantage of the sun's energy. It has a mixer valve and an anti-limescale shower head.

	Code	Standard Pack	Standard weight in kg	Standard volume in m ³
Angel Solar Shower	56932	1	13	0.152



SHOWERHEAD



MIXER TAP



SHOWERS

Loire showers

Loire solar shower

DESCRIPTION

The Loire solar shower has a smart and modern style merged with a simple design with soft shapes and round lines. It is available in different colors to adapt the shower to the environment of your garden.

Enjoy a relaxing experience before and after every bath thanks to it's 25L tank that allows you to have hot water without power consumption.

TECHNICAL FEATURES:

- A 25 l hot water tank – The leading environmentally friendly system (sunlight heats the water).
- Polyethylene structure.
- Rain effect and anti-lime shower head
- Hot - cold water mixer tap
- Draining system for winter
- Optional hose connection
- Easy installation through fast water connection



	Code	Standard Pack	Standard weight in kg	Standard volume in m ³
Black Loire solar shower	74809	1	-	-
Dark sand Loire solar shower	74810	1	-	-
Olive green Loire solar shower	74811	1	-	-
Burgundy solar shower	74812	1	-	-



RAIN EFFECT SHOWER HEAD



WATER MIXER TAP



74809

74810

74811

74812

Showers with timers

- AISI-304L polished stainless steel shower, specially designed for high footfall facilities (public or semi-public pools).
- AstralPool showers for public facilities are characterised by their highly resistant materials, considered vandal-proof, and the water savings made thanks to their built-in flow limiters.
- Showerhead height from floor: 2 m.
- Fastened to floor with screws, with anchoring fixture incorporated.


Shower with timer and 1 shower head



DESCRIPTION

Not designed for installation on a shower tray.

	Code	Standard Pack	Standard weight in kg	Standard volume in m ³
Shower with timer and 1 shower head	59776	1	7.2	0.044



SHOWERHEAD



TIMER SWITCH

Shower with timer, 1 shower head and footwash



	Code	Standard Pack	Standard weight in kg	Standard volume in m ³
Shower with timer, 1 shower head and footwash	59777	1	7.5	0.044



SHOWERHEAD



TIMER SWITCHES



FOOTWASH TAP

SHOWERS

Showers with timers



Shower with timer and 2 shower heads



	Code	Standard Pack	Standard weight in kg	Standard volume in m ³
Shower with timer and 2 shower heads	59778	1	7.5	0.044



SHOWERHEADS



TIMER SWITCHES



The new range of timer showers has replaced the showers with code numbers 00095, 00097, 08728, 15841, 19947.

SHOWERS

Accessories

Shower anchoring fixtures



DESCRIPTION

Made of plastic, with a locking system for shower disassembly and bonded connection.

	Code	Standard Pack	Standard weight in kg	Standard volume in m ³
Shower anchoring Ø 43 mm For models: 52717 and 52718	00107	1	0.48	0.003
Shower anchoring Ø 63 mm For model: 59775	27333	1	1.0	0.003



The new range of timer showers has replaced the showers with code numbers 00095, 00097, 08728, 15841, 19947.

Shower trays



Also available with D.63 anchoring (20067) and without anchoring (20073).

Relax model shower tray



DESCRIPTION

Dimensions 80 cm x 90 cm. Large stainless steel shower tray positioned away from the standing area. Non-slip surface. Made of polyester + fibreglass. Gelcoat Finish.

	Code	Standard Pack	Standard weight in kg	Standard volume in m ³
With Ø 43 mm anchoring fixture for Angel showers 52717 and 52718 (page 68).	20066	1	9.0	0.16



Also available with D.63 anchoring (19724) and without anchoring (19725).

Classic model shower tray



DESCRIPTION

Dimensions 100 cm x 80 cm. Large stainless steel shower tray. Non-slip surface. Made of polyester + fibreglass. Gelcoat Finish.

	Code	Standard Pack	Standard weight in kg	Standard volume in m ³
With Ø 43 mm anchoring fixture for Angel showers 52717 and 52718 (page 68).	19723	1	10.0	0.16



Available with D.63 anchoring (code 00104).

Shower tray



DESCRIPTION

Dimensions 80 cm x 80 cm, with adjustable main drain. Ø 130 mm grille, Ø 50 mm connection. Made of polyester + fibreglass.

	Code	Standard Pack	Standard weight in kg	Standard volume in m ³
With Ø 43 mm anchoring fixture for Angel showers 52717 and 52718 (page 68).	00103	1	11.0	0.16

Pluvium water features and ornaments



NOTE: The water features do NOT include anchoring, a pump, control panel or suction system.

DESCRIPTION

The water features in the AstralPool Signature range add a touch of elegance and design to any pool, not to mention their main purpose: increasing swimmers' feeling of wellbeing. We are proud to present the PLUVIUM cannon and waterfall. They combine wood and satin finish AISI 316L stainless steel. These products match others AstralPool Signature Pluvium shower range. 3-year warranty.

	Code	Standard Pack	Standard weight in kg	Standard volume in m ³
Pluvium cannon, 7 m ³ /h, 5 mca.	45868	1	11	0.089
Pluvium waterfall, 12 m ³ /h, 2 mca.	45869	1	31	0.284

The following fastening systems are recommended:

	Code	Standard Pack	Standard weight in kg	Standard volume in m ³
Pluvium cannon anchoring	45872	1	2	0.005
Pluvium waterfall anchoring	45873	1	3.5	0.015



A-350 and A-500 residential water curtains



NOTE: The water features do not include a pump, control box or suction pipes.

DESCRIPTION

- Range of ornamental fountains to enhance pool design.
- Made of AISI-304L and AISI-316L stainless steel.
- Polished finish.
- Fastened to the ground with screws and anchor studs.
- 1½" ext. R. connection.

	Code	Standard Pack	Standard weight in kg	Standard volume in m ³
Residential water curtain				
A-350 AISI-316L	65104	1	10	-
A-500 AISI-316L	65105	1	13	-
A-350 AISI-304L	65106	1	10	-
A-500 AISI-304L	65107	1	13	-

NOTE: The water features do not include a pump, control box or suction pipes.

- Range of cascades for residential pools made of AISI-316L stainless steel.
- The range is made up of three cascades in an outstanding modern design.
- Polished + matt finish.
- All models come with anchoring. A ½ HP pump is recommended.



Classic water curtain



	Code	Standard Pack	Standard weight in kg	Standard volume in m ³
Classic water curtain	57095	1	28	0.38



Straight water curtain



	Code	Standard Pack	Standard weight in kg	Standard volume in m ³
Straight water curtain	57096	1	36	0.25



One water curtain



	Code	Standard Pack	Standard weight in kg	Standard volume in m ³
One water curtain	57097	1	36	0.25

RECOMMENDED



Victoria Plus Silent pump

See
P. 206



NOTE: The water features do not include a pump, control box or suction pipes.

Residential water curtain

DESCRIPTION

Residential water curtain in polished stainless steel. Fastened to the ground with screws and anchor studs.

	Code	Standard Pack	Standard weight in kg	Standard volume in m ³
AISI-316L stainless steel				
A-350, 12 m ³ /h, 2 mca	52244	1	10	0.12
A-500, 18 m ³ /h, 2 mca	52245	1	15	0.24

TECHNICAL FEATURES

Code	Suction concrete	Variable speed	Control box	*Optional Push button + Switch
52244	00302 x 2	65560	25719	04047 + 04050
52245	00302 x 2	65562	25719	04047 + 04050

* See page 628.

** Optional: components for turning the waterfall on from the pool.



NOTE: The water features do not include a pump, control box or suction pipes.

Residential water cannon

DESCRIPTION

Residential water cannon in polished stainless steel. Fastened to the ground with screws and anchor studs.

	Code	Standard Pack	Standard weight in kg	Standard volume in m ³
AISI-316L stainless steel				
Round opening. 5 m ³ /h, 2 mca	52242	1	3	0.12
Flat opening. 15 m ³ /h, 2 mca	52243	1	5	0.13
AISI-304L stainless steel				
Round opening. 5 m ³ /h, 2 mca	52238	1	3	0.12
Flat opening. 15 m ³ /h, 2 mca	52239	1	5	0.13

TECHNICAL FEATURES

Code	Suction concrete	Pump	Control box	*Optional Push button + Switch
52242	00302	65557	25718	04047 + 04050
52243	00302 x 2	65566	25719	04047 + 04050
52238	00302	65557	25718	04047 + 04050
52239	00302 x 2	65560	25719	04047 + 04050

*Optional: components for turning the cannon on from the pool.

Ornamental waterfalls



DESCRIPTION

In AISI-316L stainless steel.

	Code	Standard Pack	Standard weight in kg	Standard volume in m ³
Width (W) 300 mm, 1½" connection (B)	05577	1	6.9	0.06
Width (W) 600 mm, 2" connection (B)	05578	1	11.9	0.09

TECHNICAL FEATURES

Code water feature	Face plate	Anchoring sockets		Suction		Pump	Control box		
		Concrete	Liner	Concrete	Liner		Manual push button	Pneumatic push button	
								Concrete	Liner
05577	-	-	-	19987 x 1	20091 x 1	38770	19988	07669	07868
05578	-	-	-	19987 x 2	20091 x 2	38776	19989	17154	17155

Note: The pneumatic push button includes: control box, wall conduits and push button.



SilkFlow waterfalls

DESCRIPTION

Waterfall made of corrosion resistant ABS. Can be fed through the return circuit of the pool filter or through a specific pump.

	Code	Standard Pack	Standard weight in kg	Standard volume in m ³
300 mm waterfall	45205	1	1.19	0.012
600 mm waterfall	45206	1	2.36	0.021
900 mm waterfall	45207	1	3.45	0.003
1200 mm waterfall	45208	1	4.62	0.004



TECHNICAL FEATURES

Code	Required water flow l/min	Standard pump size HP	A Length of waterfall	B Width of waterfall over the pool surface, at the recommended rate of l/min/m	C Recommended height for the waterfall	D Distance of the water at the recommended rate of l/min/m
45205	50	0,5	300 mm	200 mm	300 mm	300 mm
45206	100	0,5	600 mm	500 mm	600 mm	300 mm
45207	150	0,75	900 mm	800 mm	900 mm	300 mm
45208	200	0,75	1200 mm	1100 mm	900 mm	300 mm

GENERAL NOTE FOR ALL MODELS

Made of PP stabilized against UV rays. The whole range comes in white. Ask your dealer about other colours.

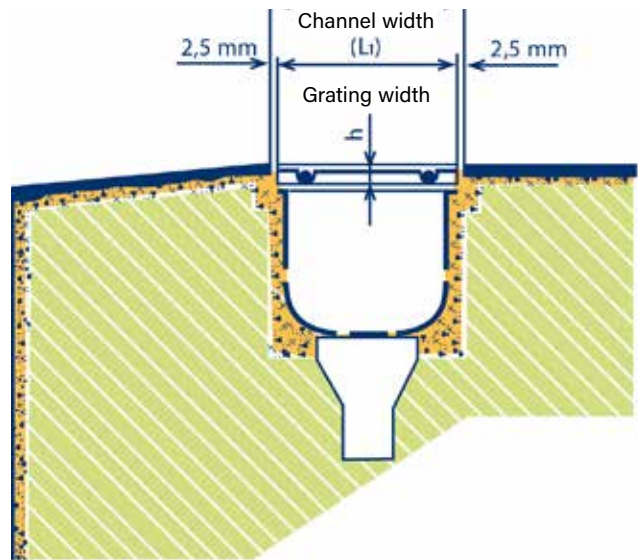
Made up of tiles in modules for straight and curved sections (outer radius of 1 or 2 m), they click into place (male-female fitting), which gives certain leeway in assembling them, as well as absorbing their potential expansion due to the temperature changes to which they are exposed.

For all models of grating, a channel 5 mm wider than the grating must be built so that it easily fits into place and any potential expansion is prevented.

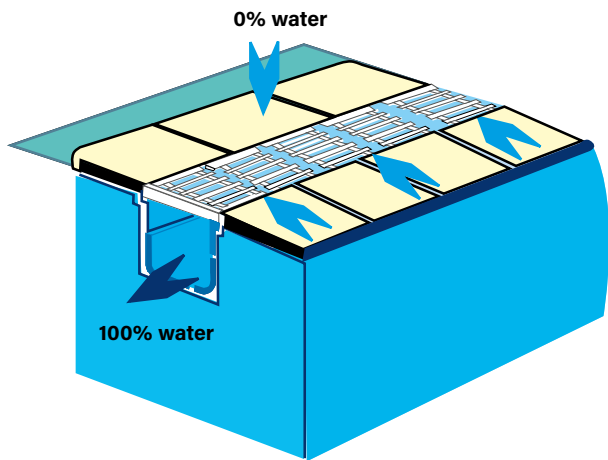
Channel width	Grating width
200.....	195
250.....	245
300.....	295
350.....	345

The height (h) of the grating varies depending on the model.

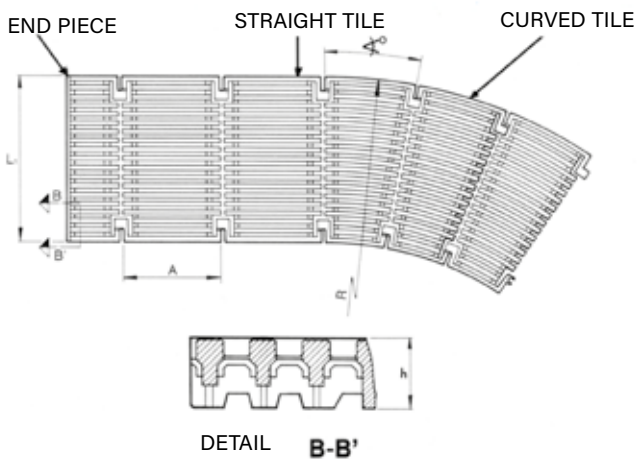
- Longitudinal model h = 24 mm
- Transversal model h = 22 mm and h = 35 mm



LONGITUDINAL MODEL



The longitudinal design of this model ensures that any excess water from the pool is not allowed to overflow onto the pool deck, thus maintaining it practically dry.



	Model	L	L1	h	A	∠ r.1m.	∠ r.2m.
STRAIGHT TILE	05581	200	195	24	206	-	-
	05582	250	245	24	206	-	-
	05583	300	295	24	206	-	-
	05584	350	345	24	206	-	-
END PIECE	06420	200	195	24	-	-	-
	06421	250	245	24	-	-	-
	06422	300	295	24	-	-	-
	06423	350	345	24	-	-	-
CURVED TILE	08001	200	195	24	-	x	
	08002	300	295	24	-	x	
	07565	250	245	24	-	x	
	07566	350	345	24	-	x	
	05585	200	195	24	-		x
	05586	250	245	24	-		x

Other grating colours can be made to order. For further information, ask your AstralPool dealer.

GRILLES FOR OVERFLOW

Longitudinal grating tile



DESCRIPTION

Made of PP stabilized against UV rays. Grating fastened together using male-female hooks (5 units = 1,024 meters). The flexible properties of the grating means a radius of up to 5 m can be covered.

	Code	Standard Pack	Standard weight in kg	Standard volume in m ³
Height 24 mm, width 195 mm	05581	45	16.2	0.080
Height 24 mm, width 245 mm	05582	29	13.4	0.080
Height 24 mm, width 291 mm	05583	28	15.6	0.080
Height 24 mm, width 345 mm	05584	19	13.2	0.080

Curved grating tile



DESCRIPTION

Made of PP stabilized against UV rays. Grating fastened together using male-female hooks.

	Code	Standard Pack	Standard weight in kg	Standard volume in m ³
Height				
L				
L1				
Radius				
24 mm	08001	60	17.2	0.079
24 mm	08002	32	14.6	0.079
24 mm	07565	42	17.2	0.079
24 mm	07566	24	13.4	0.079
24 mm	05585	48	17.2	0.079
24 mm	05586	30	14.2	0.079

End piece kit for parallel grating



DESCRIPTION

Made of AISI-304 stainless steel plate, with end piece and longitudinal grating made of PP stabilized against UV rays. Made so that the grating in the end piece can be cut to fit in place.

	Code	Standard Pack	Standard weight in kg	Standard volume in m ³
Height 24 mm, width 195 mm	16064	15	5.11	0.002
Height 24 mm, width 245 mm	16065	12	5.17	0.002
Height 24 mm, width 291 mm	16066	8	4.21	0.002
Height 24 mm, width 345 mm	16067	8	5.00	0.002

Perimeter grating



DESCRIPTION


Range of overflow grating for swimming pools. Made of homopolymer polypropylene, with additives for UV protection. Available in 500 mm long modules with male-female hooks for easy and fast assembly.

	Code	Standard Pack	Standard weight in kg	Standard volume in m ³
0.5 m longitudinal grating Height 22 mm Width 195 mm	28664	20	19.9	0.080

GRILLES FOR OVERFLOW

Modular transversal grating

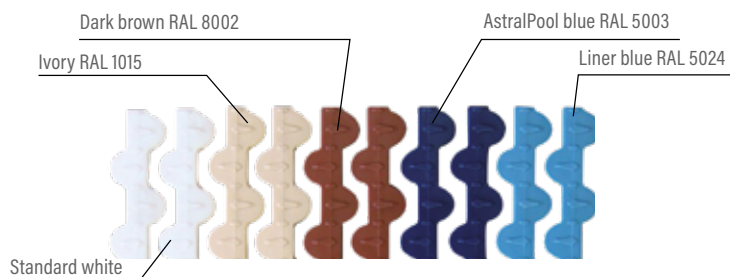
for curves



DESCRIPTION

Made of PP stabilized against UV rays. Assembled by fitting the modules together. Available in 5 colours. Other grating colours can be made to order. For further information, please contact your AstralPool dealer.

	Code	Standard Pack	Standard weight in kg	Standard volume in m ³
Modular grating for curves				
Height 22 mm, width 195 mm	34190	470	14.1	0.08
Height 22 mm, width 245 mm	34191	320	12.4	0.08
Height 22 mm, width 295 mm	34192	300	15.0	0.08
Height 22 mm, width 335 mm	34193	250	15.0	0.08
Reversible modular grating for curves				
Height 35 mm, width 195 mm	34194	450	16.0	0.08
Height 35 mm, width 245 mm	34195	300	13.7	0.08
Height 35 mm, width 295 mm	34196	290	17.3	0.08
Height 35 mm, width 335 mm	34197	250	17.4	0.08



Colour	Code
White	-
RAL 1015	CL90
RAL 8002	CL109
RAL 5003	CL60
RAL 5024	CL108

Note: Colours in the pictures are not exactly the same as in real product.



Transversal grating for curves

DESCRIPTION

Modular transversal grating for curves. Made of PP stabilized against UV rays. Assembled by fitting the modules together. Class 3 slip resistance (Rd>45) pursuant to UNE-ENV 12633: 2003.

	Code	Standard Pack	Standard weight in kg	Standard volume in m ³
Modular grating for curves				
Height 22 mm, width 195 mm	52535	470	14.1	0.08
Height 22 mm, width 245 mm	52536	320	12.4	0.08
Height 22 mm, width 295 mm	52537	300	15.0	0.08
Height 22 mm, width 335 mm	52538	250	15.0	0.08
Reversible modular grating for curves				
Height 35 mm, width 195 mm	52539	450	16.0	0.08
Height 35 mm, width 245 mm	52540	300	13.7	0.08
Height 35 mm, width 295 mm	52541	290	17.3	0.08
Height 35 mm, width 335 mm	52542	250	17.4	0.08



Other grating colours can be made to order. For further information, ask your AstralPool dealer.

Other grating colours can be made to order. For further information, ask your AstralPool dealer.

GRILLES FOR OVERFLOW

Modular transversal grating

for curves



DESCRIPTION

Made of PP stabilized against UV rays. Assembled by fitting the modules together.

	Code	Standard Pack	Standard weight in kg	Standard volume in m ³
Modular grating for curves				
Height 22 mm, width 195 mm	11107	470	15.8	0.080
Height 22 mm, width 245 mm	11108	320	13.6	0.080
Height 22 mm, width 295 mm	19202	300	18.0	0.080
Height 22 mm, width 335 mm	19203	250	17.0	0.080
Reversible modular grating for curves				
Height 35 mm, width 195 mm	00220	450	16.5	0.080
Height 35 mm, width 245 mm	00221	300	14.3	0.080
Height 35 mm, width 295 mm	00222	290	19.3	0.080
Height 35 mm, width 335 mm	00223	250	18.1	0.080

Modular grating for curves



DESCRIPTION

Made of PP stabilized against UV rays. Assembled by fitting the modules together. Non-slip surface. Other colours available on request. For further information, please contact your AstralPool dealer. Compliant with standard EN-13451-1 (8 mm). Class 3 slip resistance (Rd>45) pursuant to UNE-ENV 12633: 2003.

	Code	Standard Pack	Standard weight in kg	Standard volume in m ³
Modular grating for curves				
Height 22 mm, width 195 mm	28656	470	20.84	0.082
Height 22 mm, width 245 mm	28657	320	18.80	0.082
Height 22 mm, width 295 mm	28658*	300	18.80	0.082
Height 22 mm, width 335 mm	28659*	250	20.84	0.082
Reversible modular grating for curves				
Height 35 mm, width 195 mm	28660	450	26.90	0.082
Height 35 mm, width 245 mm	28661	300	24.70	0.082
Height 35 mm, width 295 mm	28662*	290	26.61	0.082
Height 35 mm, width 335 mm	28663*	250	22.25	0.082

* In testing process.

Transversal grating



DESCRIPTION

Made of PP stabilized against UV rays. Fastened together by a pass-through cable (49 units per metre).

	Code	Standard Pack	Standard weight in kg	Standard volume in m ³
Height 22 mm, width 195 mm	00212	340	11.9	0.039
Height 22 mm, width 245 mm	00213	305	13.2	0.039

GRILLES FOR OVERFLOW



Stainless steel plastic coated cable



DESCRIPTION

Ø 2.5 mm for fastening modules together.

	Code	Standard Pack	Standard weight in kg	Standard volume in m ³
Stainless steel plastic coated cable	00214	1000 m	21.0	0.036



AISI-316L stainless steel plastic coated cable



DESCRIPTION

Ø 2.5 mm for fastening modules together.

	Code	Standard Pack	Standard weight in kg	Standard volume in m ³
AISI-316L stainless steel plastic coated cable	00215	1000 m	21.0	0.036



Cable locking pins



DESCRIPTION

Made of brass.

	Code	Standard Pack	Standard weight in kg	Standard volume in m ³
Cable locking pins	00216	100	1.5	0.001



Transversal grating tile



DESCRIPTION

Made of PP stabilized against UV rays. Tiles fitted together using a snap fastening system (5 units = 0.975 m).

	Code	Standard Pack	Standard weight in kg	Standard volume in m ³
Height 22 mm, width 245 mm	00217	52	22.8	0.080
Height 22 mm, width 295 mm	00218	45	23.1	0.080
Height 22 mm, width 335 mm	00219	38	22.0	0.080

Other grating colours can be made to order. For further information, ask your AstralPool dealer.



Grating support profile



DESCRIPTION

Suitable for grating heights of 22, 24 and 35 mm. Made of weather resistant plastic. Supplied in 2 m strips.

Inside measurements: 24 mm x 37 mm.

Available in other colours. For further information, ask your dealer.

	Code	Standard Pack	Standard weight in kg	Standard volume in m ³
Grating support profile	00224	25	13.2	0.033

GRILLES FOR OVERFLOW

90° corner tiles for overflow channels



Other grating colours can be made to order. For further information, ask your AstralPool dealer.

DESCRIPTION

Made of white, injection moulded copolymer polypropylene.

	Code	Standard Pack	Standard weight in kg	Standard volume in m ³
Height 22 mm				
Channel width 195 mm	22379	4	2.8	0.006
Channel width 245 mm	22380	4	3.6	0.009
Channel width 295 mm	22381	4	4.8	0.012
Channel width 335 mm	22382	4	5.7	0.016
Height 35 mm				
Channel width 195 mm	22383	4	3.2	0.009
Channel width 245 mm	22384	4	4.1	0.014
Channel width 295 mm	22385	4	5.3	0.012
Channel width 335 mm	22386	4	6.2	0.023



Stainless steel longitudinal grating



DESCRIPTION

Longitudinal grating made of stainless steel. A channel 5 mm wider than the grating must be dug so that it is easy to fit.

It is made up of straight sections of AISI-316L stainless steel, 500 mm in length. Straight sections can be made to measure in order to fit the length of any pool.

There are 4 different models depending on the grating used. Height 35 mm.

	Code	Standard Pack	Standard weight in kg	Standard volume in m ³
Stainless steel longitudinal grating				
195 mm	32415	-	-	-
245 m	32416	-	-	-
295 mm	32417	-	-	-
345 mm	32418	-	-	-

Stainless steel reinforced grating



70956



70957

DESCRIPTION

AISI-316L stainless steel grating, compliant with standard EN: 1345-1:2000. Resistant to salt water. Intended for use in both residential and public pools.

	Code	Standard Pack	Standard weight in kg	Standard volume in m ³
Reinforced 252 x 252 mm grating	70956	1	-	-
Reinforced 410 x 410 mm grating	70957	1	-	-



POWERFALL WATER BLADES

A water feature with soothing qualities

Water features and massage jets are now valued for both their relaxing and their aesthetic qualities. Compatible with all types of pool, **PowerFall water falls enhance the swimming pool and provide calm and well-being.**

> A TOP-OF-THE-RANGE TOUCH TO CUSTOMISE THE POOL

- The Zodiac® PowerFall water fall is available in 4 widths to customise the pool, based on the size of the pool.
- **Simple to install when constructing the pool**, the water fall draws its supply directly from the return circuit from the filtration system and creates **a harmonious and soothing sound.**



DID YOU KNOW?

As the first water fall 100% made of ABS plastic, Zodiac® PowerFall stands out for its high quality and unalterable manufacturing (corrosion free). Thanks to its patented X-Baffle® internal structure (item #2), the water fall is always constant and homogeneous whatever water flow is. PowerFall lip is made of translucent plastic (item # 1). Thus, they harmonize perfectly with the design of the pool whatever the color of the pool surface.



X-Baffle® system

DESIGN

PowerFall



- + Durable: 100% ABS plastic
- + X-Baffle system: consistent water flow
- + Aesthetic and qualitative improvement for pools

3
YEAR
WARRANTY



OPTIONAL ACCESSORIES

PVC Adapter M/F 1.5"/50mm	PVC Adapter F/F 1.5"/1.5"
W8620110	W8620111

PRODUCT REFERENCES

PowerFall	1' (30 cm)	18' (46 cm)	2' (61 cm)	3' (91 cm)
Standard Model	WB000011	WB000008	WB000009	WB000010

OPTIMAL WATER FLOW FOR EACH ZODIAC® WATER FALL*

PowerFall	1' (30 cm)	18' (46 cm)	2' (61 cm)	3' (91 cm)
Projection at 15 cm from the wall			5.5 m ³ /h	
Projection at 30 cm from the wall			7.0 m ³ /h	
Projection at 45 cm from the wall			11.5 m ³ /h	
Projection at 60 cm from the wall			15.0 m ³ /h	

* Required flow rate for the water fall projection from the pool wall at 1 m height.

PIPE SIZE MUST BE CORRECTLY CHOSEN ACCORDING TO FLOW RATE

PowerFall	1' (30 cm)	18' (46 cm)	2' (61 cm)	3' (91 cm)
< 16 m ³ / hour			50 mm	
≥ 16 m ³ / hour			63 mm	

POWER / FLOW EQUIVALENCES REMINDER

PowerFall	1' (30 cm)	18' (46 cm)	2' (61 cm)	3' (91 cm)
3/4 CV			13 m ³ /h	
1 CV			16 m ³ /h	
1,5 CV			22 m ³ /h	
2 CV			30 m ³ /h	

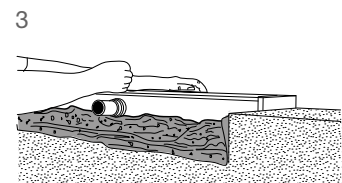
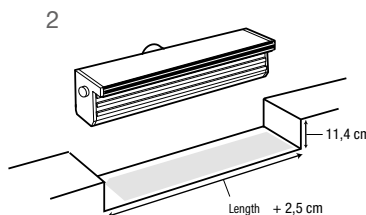
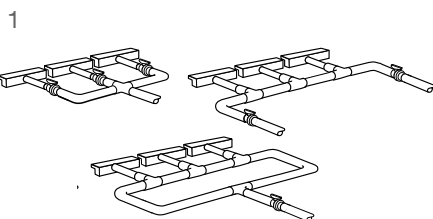
INSTALLATION

Important: the water fall must not be installed at more than 1.2 m from the water level.

- 1 - Place a separate valve on each cascade. If the cascades are the same size and installed at the same height, construct a loop to balance water flow to all units.

- 2 - Prepare the notch where the water fall will be installed: For PowerFall cascades, make a notch in the bond beam about 11 cm deep and 2.5 cm longer than the cascade.

- 3 - Water fall placement: Create a bed of mortar in the notch to reinforce the base. Place the water fall in the mortar and ensure it is level.





POOL SHELL EQUIPMENT



90	POOL SHELL MATERIAL COLOR RANGE	125	ABS NOZZLES
		125	NORM return inlet nozzles
		126	Multiflow return inlet nozzles
		129	Return inlet nozzles
		130	Pool floor nozzles
		132	Nozzles for high flow rates
		133	Suction nozzles
		136	Adjustable nozzles
		137	Lateral nozzles
		137	Hydromassage kits
		138	Accessories for ABS nozzles
91	ABS SKIMMERS	140	STAINLESS STEEL NOZZLES
91	UNIK skimmer 25L	140	STYLE nozzles
93	NORM skimmer 17.5L	142	Return inlet nozzles
94	17.5 L skimmers	144	Adjustable nozzles
100	Filtering skimmer	144	Suction nozzles
101	15 L skimmers	146	Stainless Steel nozzles accessories
105	Skimmer accessories	146	CONNECTION BOXES
108	STAINLESS STEEL SKIMMERS	147	INTERCHANGEABLE POOL BASIN EQUIPMENT
108	SLIM skimmer	148	WALL BUSHINGS
109	Stainless steel skimmers	148	ABS wall bushings
112	Stainless steel skimmers accessories	149	PVC wall bushings
113	LEVEL REGULATORS	149	Stainless Steel wall bushings
113	Level regulators	150	EQUIPMENT PACKS
114	POOL MAIN DRAINS	150	Pool shell equipment packs
115	ABS MAIN DRAINS	150	ACCESSORIES
115	NORM main drains	150	Winter accessories
116	Standard main drains	151	INSTALLATION DIAGRAMS
119	ABS main drains accessories		
120	STAINLESS STEEL MAIN DRAINS		
120	STYLE main drains		
121	Standard stainless steel main drains		
123	Stainless steel main drains accessories		

SKIMMER UNIK DESIGNED PERFECTLY. INTEGRATED EVENLY.




FULLY INTEGRATED.

Skimmer Unik blends harmoniously into the surroundings of the pool thanks to its fully integrated top cover. Thanks to its lower height of water level from pool floor -5.5 cm- Skimmer Unik offers an infinite pool effect.



QUIET OPERATION.

Skimmer Unik brings improved silent operation thanks to its exclusive curved floater solution.



EASY MAINTENANCE.

Skimmer Unik eases the maintenance thanks to its larger basket capacity (3.5L)* and its easy retrieval without touching the water.

*Versus AstralPool traditional skimmer basket.




NEW CONNECTION BOX

Fully integrated and easier to install and manipulate, see more detail in page 146.



STYLE

A POOL FITTINGS RANGE IN STAINLESS STEEL



MORE SOLUTIONS FOR A PERFECT FINISH

Round and square shapes
with a contemporary design
Better integration with pool basin
Thanks to the new design,
possible imperfections
and installation is covered



EASY INSTALLATION

Solutions available for prefabricated and
concrete pools with different lengths to make
installer life easier
Compatible with all interchangeable accessories
(plastic and stainless steel)
Side smoothing for liner applications and easier
to manipulate



EASE OF MAINTENANCE

Easy to clean thanks to the new
minimal design
No visible screws in return inlets,
avoiding possible corrosion

Color range

Summary of the standard pool fits that exist in color version: Beige, Light Grey, Anthracite grey

Family	Descriptions	Concrete pool	Colors	Page	Liner and Prefabricated pool	Colors	Page	
Skimmer	15L	Skimmer 15L STD - opening	00249CLXXX		101			
		Skimmer 15L - with wide mouth opening	00251CLXXX		102	34413CLXXX		103
	17.5L	Skimmer Norm - with inserts				56176CLXXX		93
		Skimmer Norm - without inserts	58707CLXXX		93	56299CLXXX		93
		Skimmer 17.5L - with standard mouth opening, square cover				11309CLXXX		97
		Skimmer 17.5L - with standard mouth opening, 6° for polyester pool, round cover				68108CLXXX		97
		Skimmer 17.5L - with standard opening				11310CLXXX		97
		Skimmer 17.5L with wide mouth opening				11311CLXXX		97
		Skimmer 17.5L - with wide mouth opening for parker model				11317CLXXX		98
	25L	Skimmer Unik	Several codes		92	Several codes		92
Main drain	Norm main drain	56378CLXXX		115	56380CLXXX		115	
	Norm main drain - Antivortex grating	56379CLXXX		115	56382CLXXX		115	
	Norm main drain - without inserts				56381CLXXX		115	
	Norm main drain - ithout inserts Antivortex grating				56383CLXXX		115	
	Round main drain 2" outlet				00271CLXXX		116	
	Round main drain 2" outlet - without inserts	01467CLXXX		116	06474CLXXX		116	
Nozzles	Impulsion	Multiflow return inlet	00295CLXXX		126	00330CLXXX		127
		Multiflow return inlet	00298CLXXX		126	00334CLXXX		127
		Multiflow return inlet				17383CLXXX		127
		Norm return inlet				56499CLXXX		125
		Norm return inlet				56500CLXXX		125
	Suction Pool Floor	Suction nozzle	00300CLXXX		133	17382CLXXX		135
		Suction nozzle 2"				00332CLXXX		134
						00336CLXXX		135
	Pool Floor	Pool floor return inlet	00303CLXXX		130	00340CLXXX		130
		Pool floor return inlet with swivel joint	22353CLXXX		131			131
Lateral nozzle	Lateral nozzle polyester pool				74121CLXXX		135	
Net & clean	Nozzles				65234CLXXX*		388	
Connection boxes	UNIK connection box	75971CLXXX		146	75971CLXXX		146	
	Connection box	75972CLXXX		146	75972CLXXX		146	

* Only for concrete and prefabricated pools.

UNIK skimmer 25L

Skimmer Unik



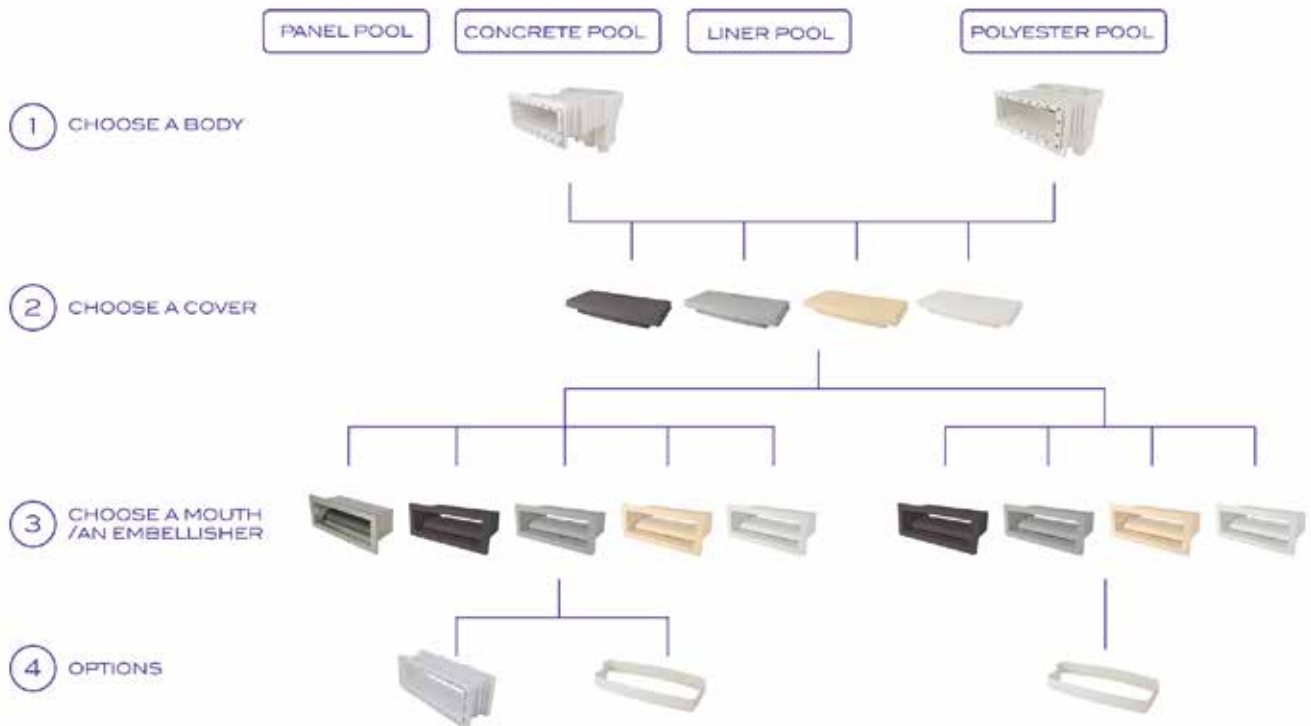
DESIGNED PERFECTLY. INTEGRATED EVENLY

- + Fully integrated.
- + Quiet operation.
- + Easy maintenance.



Complies with Standards
EN 16582-1
EN 16732

SELECTION TABLE



INSTALLATION

How to install skimmer mouth?



How to integrate cover in the pool surround material?



How to assemble skimmer UNIK?

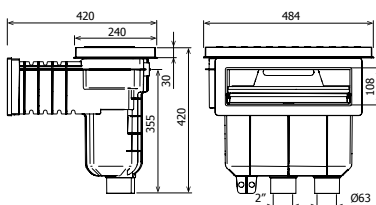


How to glue panels version?

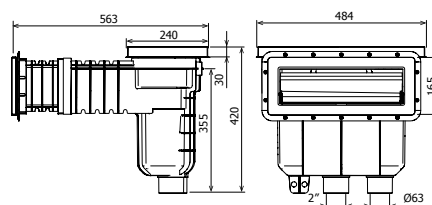


DIMENSIONS OF THE KITS

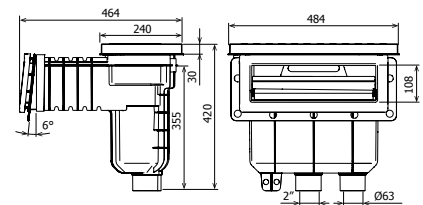
74457 - 74458 - 74459 - 74460



74461 - 74462



74463 - 74464



UNIK skimmer 25L

Skimmer Unik










components to install a Skimmer Unik



Complies with Standards
EN 16582-1
EN 16713-2

The skimmer Unik is a solution that allows maximum flexibility in terms of colors of the visible parts.


Choose amongst the components according to your requirements.


1	Skimmer body - ABS white color		Code
	Skimmer body CONCRETE POOL WITHOUT INSERTS		74830
	Skimmer body CONCRETE POOL WITH INSERTS		74831
	Skimmer body LINER POOL WITHOUT INSERTS*		74832
	Skimmer body LINER POOL WITH INSERTS*		74833
	Skimmer body PANEL POOL WITHOUT INSERTS		74834
	Skimmer body PANEL POOL WITH INSERTS		74835
	Skimmer body POLYESTER POOL 6° WITHOUT INSERTS		74836
	Skimmer body POLYESTER POOL 6° WITH INSERTS		74837

* Delivered with 2 sets of screws DIN 7982 A4 5.5x25 and 32

2	Skimmer covers - ABS		Code
	Skimmer cover WHITE		74838
	Skimmer cover BEIGE		74838CL090
	Skimmer cover GREY		74838CL129
	Skimmer cover ANTHRACITE		74838CL144

3	Skimmer mouth / embellisher		Code
	3.1 - FOR CONCRETE LINER AND PANEL POOLS		
	Standard ABS WHITE		74839
	Standard ABS BEIGE		74839CL090
	Standard ABS GREY		74839CL129
	Standard ABS ANTHRACITE		74839CL144
	3.2 - FOR POLYESTER POOLS		
	6° Mouth - WHITE		74840
	6° Mouth - BEIGE		74840CL090
	6° Mouth - GREY		74840CL129
	6° Mouth - ANTHRACITE		74840CL144

Kit Skimmer UNIK ABS color white: Body + Cover + Embellisher		Code
	Skimmer UNIK CONCRETE POOL WITHOUT INSERTS	74457
	Skimmer UNIK CONCRETE POOL WITH INSERTS	74458
	Skimmer UNIK LINER POOL WITHOUT INSERTS	74459
	Skimmer UNIK LINER POOL WITH INSERTS	74460
	Skimmer UNIK PANEL POOL WITHOUT INSERTS	74461
	Skimmer UNIK PANEL POOL WITH INSERTS	74462
	Skimmer UNIK POLYESTER POOL 6° WITHOUT INSERTS	74463
	Skimmer UNIK POLYESTER POOL 6° WITH INSERTS	74464

Skimmer Options - valid for the skimmers parts sold separately or the full sets		Code
	EXTENDED Mouth Standard WITHOUT INSERTS	74841
	EXTENDED Mouth Standard WITH INSERTS	74842
	EXTENDED Mouth POLYESTER POOL 6° WITHOUT INSERTS	74843
	EXTENDED Mouth POLYESTER POOL 6° WITH INSERTS	74844
	COVER EXTENSION RING	74845
	DOUBLE GASKET KIT - INSERTS FOR UNIK OPENINGS	74846-0500
	DOUBLE GASKET KIT - SELF-TAPPING SCREWS FOR UNIK OPENINGS	74846-0600

NORM skimmer 17.5L

NORM skimmer



DESCRIPTION

17L skimmer range suitable for installation in public and private pools. Manufactured in ABS with UV treatment, it comes with a weir flap, flow regulator, lid height adjustment and basket. The water inlet is 495 x 80 mm. Recommended flow rate of 7.5 m³/h. Install one skimmer every 25 m² of water line surface area. Connections under 1 1/2" and 2", water overflow connection of Ø 40 mm.

FOR CONCRETE POOLS

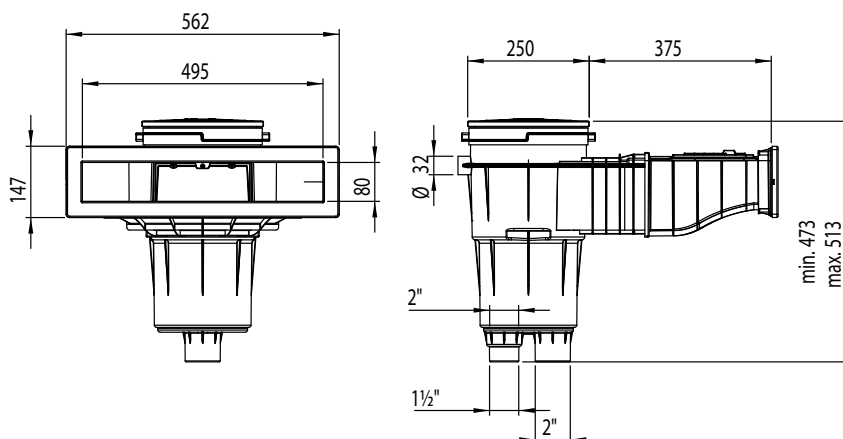


	Code	Standard Pack	Standard weight in kg	Standard volume in m ³
NORM 17,5L skimmer				
White	58707	1	5.61	0.182
Beige	58707CL090	1	5.61	0.182
Light grey	58707CL129	1	5.61	0.182
Anthracite grey	58707CL144	1	5.61	0.182

FOR LINER AND PREFABRICATED POOLS



	Code	Standard Pack	Standard weight in kg	Standard volume in m ³
For prefabricated pools with inserts				
White	56176	1	5.61	0.182
Beige	56176CL090	1	5.61	0.182
Light Grey	56176CL129	1	5.61	0.182
Anthracite Grey	56176CL144	1	5.61	0.182
For prefabricated pools without inserts				
White	56299	1	5.61	0.182
Beige	56299CL090	1	5.61	0.182
Light Grey	56299CL129	1	5.61	0.182
Anthracite Grey	56299CL144	1	5.61	0.182
NORM 6° for prefabricated pools with inserts	57114	1	5.61	0.182



Complies with Standards
EN 16582-1
EN 16713-2

17.5 L skimmers

- All of the components that are exposed in this range of skimmers come with a UV treatment. Made of ABS, they come with a weir flap and a flow regulator check valve. Bottom suction nozzle connection: 1½" inner thread.
- Simultaneous connection to the main drain: 2" inner thread. Overflow connection: Ø 32 mm. Round cover with spring clip fastening system.
- The height of the cover can be adjusted and turned through an extended throat, so that it sits perfectly flush with the coping stone.
- Leaf trap secured to base by means of a bayonet mount. In-built weir flap housing. Recommended flow rate: 7.5 m³/h.
- It is recommended that one skimmer be installed for every 25 m² of water surface area.



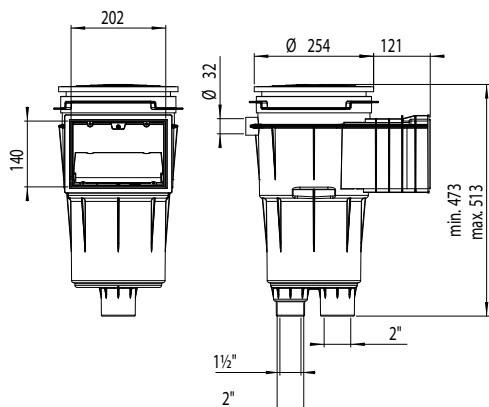
Complies with Standards
EN 16582-1
EN 16713-2

Skimmer with standard mouth opening



FOR CONCRETE POOLS

	Code	Standard Pack	Standard weight in kg	Standard volume in m³
With square lid	11306	1	4.20	0.062

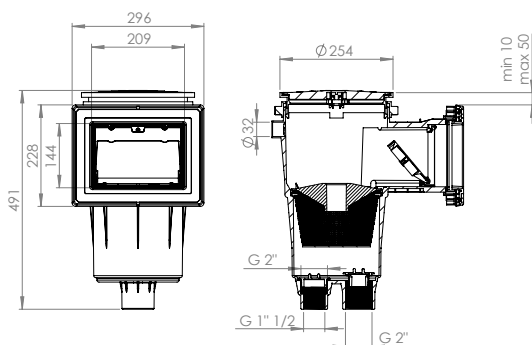


Skimmer with standard opening and face plate



FOR CONCRETE POOLS

	Code	Standard Pack	Standard weight in kg	Standard volume in m³
With square lid	11302	1	5.20	0.062



Complies with Standards
EN 16582-1
EN 16713-2

17.5 L skimmers

Skimmer

with standard opening and extended throat

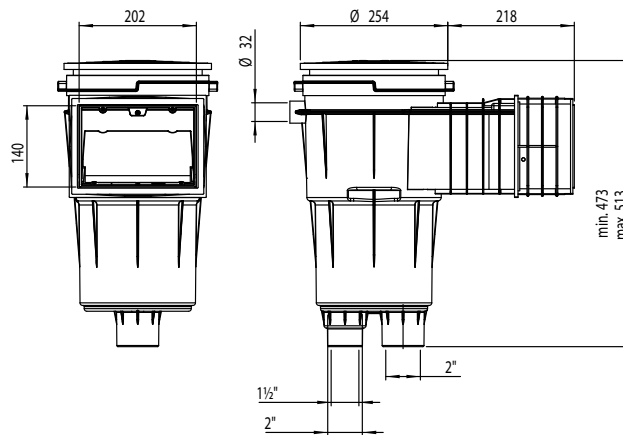


FOR CONCRETE POOLS

	Code	Standard Pack	Standard weight in kg	Standard volume in m ³
With square lid	11307	1	5.90	0.077



Complies with Standards
EN 16582-1
EN 16713-2



Skimmer

with standard opening, extended throat and face plate

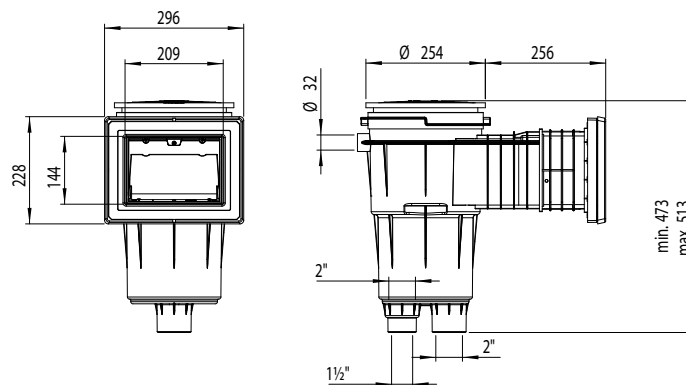


FOR CONCRETE POOLS

	Code	Standard Pack	Standard weight in kg	Standard volume in m ³
With square lid	11303	1	5.75	0.060



Complies with Standards
EN 16582-1
EN 16713-2



17.5 L skimmers

Skimmer with wide mouth opening

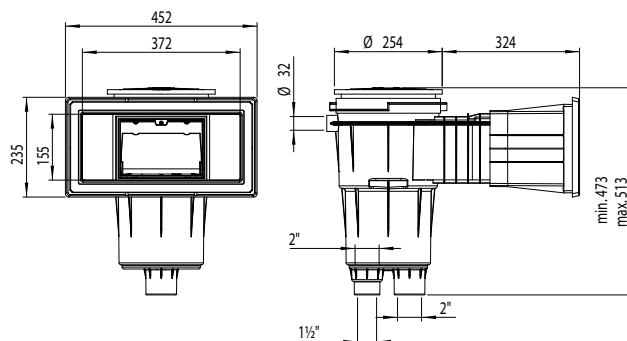


FOR CONCRETE POOLS



Complies with Standards
EN 16582-1
EN 16713-2

	Code	Standard Pack	Standard weight in kg	Standard volume in m ³
With square lid	11304	1	6.24	0.135



Skimmer with extended throat and wide opening

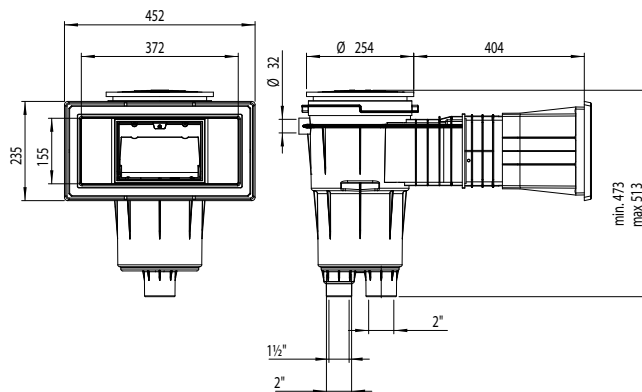


FOR CONCRETE POOLS



Complies with Standards
EN 16582-1
EN 16713-2

	Code	Standard Pack	Standard weight in kg	Standard volume in m ³
With square lid	11305	1	6.90	0.161



17.5 L skimmers

Skimmer with standard mouth opening



FOR LINER AND PREFABRICATED POOLS



Supplied with adhesive gaskets, flange and screws.



11309CL090



11309CL129

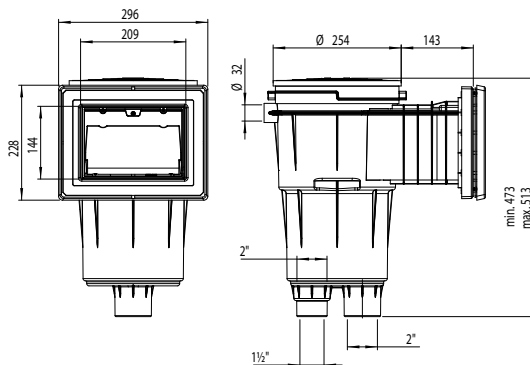


11309CL144



Complies with Standards
EN 16582-1
EN 16713-2

	Code	Standard Pack	Standard weight in kg	Standard volume in m ³
Skimmer with square cover				
White	11309	1	5.30	0.062
Beige	11309CL090	1	5.30	0.062
Light Grey	11309CL129	1	5.30	0.062
Anthracite Grey	11309CL144	1	5.30	0.062
Skimmer 6° for polyester pool with square cover, with inserts				
White	35664	1	6.00	0.062
Skimmer 6° for polyester pool with round cover, without inserts				
White	68108	1	6.00	0.062
Beige	68108CL090	1	6.00	0.062
Light grey	68108CL129	1	6.00	0.062
Anthracite grey	68108CL144	1	6.00	0.062



Skimmer with standard opening and extended throat



FOR LINER AND PREFABRICATED POOLS



Supplied with adhesive gaskets, flange and screws.



11310CL090



11310CL129

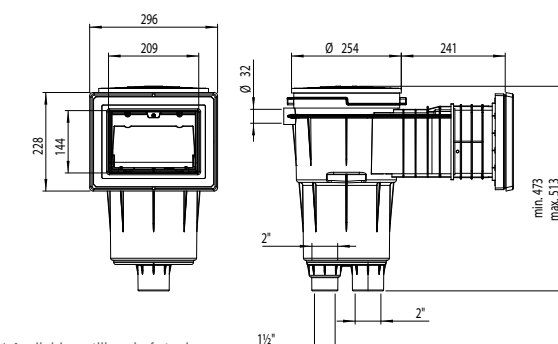


11310CL144



Complies with Standards
EN 16582-1
EN 16713-2

	Code	Standard Pack	Standard weight in kg	Standard volume in m ³
With square cover				
White	11310	1	5.90	0.077
Beige	11310CL090	1	5.90	0.077
Light Grey	11310CL129	1	5.90	0.077
Anthracite Grey	11310CL144	1	5.90	0.077



* Available until end of stocks

17.5 L skimmers



11311CL090



11311CL129



11311CL144



Complies with Standards
EN 16582-1
EN 16713-2

Skimmer with wide mouth opening

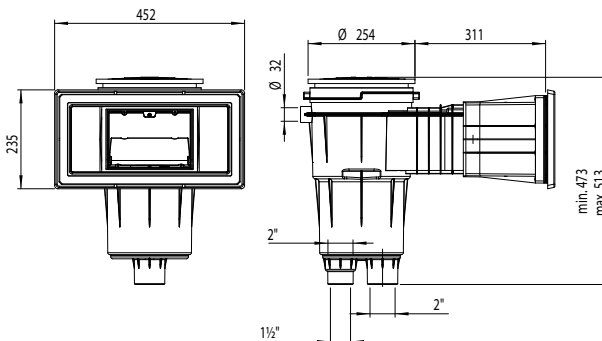


FOR LINER AND PREFABRICATED POOLS



Supplied with adhesive gaskets, flange and screws.

	Code	Standard Pack	Standard weight in kg	Standard volume in m ³
With square cover				
White	11311	1	6.52	0.135
Beige	11311CL090	1	6.52	0.135
Light Grey	11311CL129	1	6.52	0.135
Anthracite Grey	11311CL144	1	6.52	0.135
With square cover for PARKER models				
White	11317	1	6.52	0.135
Beige	11317CL090	1	6.52	0.135
Light Grey	11317CL129	1	6.52	0.135
Anthracite Grey	11317CL144	1	6.52	0.135
With square cover - 6° for polyester pool				
White	35665	1	6.12	0.135



Complies with Standards
EN 16582-1
EN 16713-2

Skimmer with wide opening and extended throat



FOR LINER AND PREFABRICATED POOLS



Supplied with adhesive gaskets, flange and screws.

	Code	Standard Pack	Standard weight in kg	Standard volume in m ³
Square cover	11313	1	7.00	0.161
Square cover for PARKER models	11314	1	7.00	0.161

17.5 L skimmers



Complies with Standards
EN 16582-1
EN 16713-2

Panel Protect skimmer inside assembly



FOR LINER AND PREFABRICATED POOLS



Skimmers for panel pools. The wide opening assembly should be fitted to the panel from the inside. Supplied with glue. Item 30867 is compatible with EASYCOLOR Inlet sheath item 73166CLXXX to an easy color change of the skimmer embellisher and the floater. This sheath could be installed without change the skimmer mouth what is very practical to renew or upgrade pools.

	Code	Standard Pack	Standard weight in kg	Standard volume in m ³
17.5 l Panel Protect skimmer wide opening, square cover	30867	1	6.20	0.116
Glue for ABS	30884	25	5.05	0.12

Skimmer SPS 250



FOR LINER AND PREFABRICATED POOLS

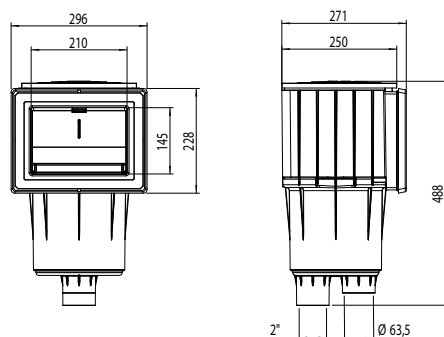


17.5 l skimmer with a length (250 mm) suitable for installation in pools made of expanded polystyrene blocks. In addition, thanks to its configuration, it brings the water level up to the edge of the finish. Manufactured in white ABS with UV treatment, the SPS 250 incorporates a gate, flow regulator and leaf collection basket. Recommended flow: 7.5m³/h. Install a skimmer every 25 m² of water surface. Ø 63 mm and 2" bottom connections, Ø 32 mm excess water connection. .



Complies with Standards
EN 16582-1

	Code	Standard Pack	Standard weight in kg	Standard volume in m ³
Skimmer with inserts	58382	1	3.50	0.037



Filtering skimmer

Filtering Skimmer



73158
73159
73160

73161
73162
73163

DESCRIPTION

17,5 L skimmer with cartridge system integrated. Made of ABS with UV treatment. Incorporate gate, regulator lid height, skimmer basket and 2 cartridge filters. Upper access water connection Ø 32 mm, bottom connections of Ø 63 mm and lateral of Ø 50 mm. Lateral connections are for connecting suction nozzles.

The color change is proposed with an inlet sheath, both the embellisher and the floater. This sheath could be installed without changing the skimmer mouth what is very practical to renew or upgrade pools.

FOR CONCRETE POOLS



	Code	Standard Pack	Standard weight in kg	Standard volume in m ³
Filtering skimmer - white				
Filtering skimmer with 2 cartridges 16 m ³	73158	1	12	0.32
Filtering skimmer with 2 cartridges 20 m ³	73161	1	13	0.32



73164
73165

FOR LINER AND PREFABRICATED POOLS



	Code	Standard Pack	Standard weight in kg	Standard volume in m ³
Prefabricated pools - white⁽¹⁾				
Filtering skimmer with 2 cartridges 16m ³	73159	1	12	0.32
Filtering skimmer with 2 cartridges 20m ³	73162	1	13	0.32
Panels pools - white				
Filtering skimmer with 2 cartridges 16m ³	73160	1	12.5	0.32
Filtering skimmer with 2 cartridges 20m ³	73163	1	13.5	0.32
Cartridge				
Cartridge 16 m ³ /h - 15 microns	73164	1	1.64	0.02
Cartridge 20 m ³ /h - 15 microns	73165	1	2.24	0.026

Can be complemented with EASYCOLOR color covers, code 73166.



Complies with Standards
EN 16713-1



Complies with Standards
EN 16582-1
EN 16713-2



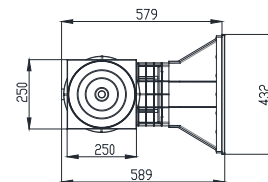
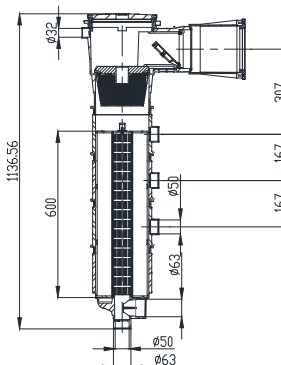
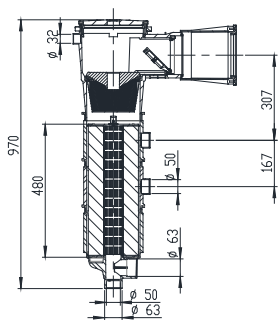
73166CL129



73166CL090



73166CL1144



(1) Codes 73159 and 73162 will be delivered with 2 sets of screws - DIN 7982 A4 5.5x25 and 32.

15 L skimmers

- All of the components that are exposed in this range of skimmers come with a UV treatment.
- Made of ABS, they come with a weir flap and a flow regulator check valve.
- Bottom suction nozzle connection: 1½" inner thread, 2" outer thread.
- Simultaneous connection to the main drain: Ø 50 mm inner wall.
- Overflow connection: Ø 40 mm.
- Leaf trap.
- Recommended flow rate: 7.5 m³/h.
- It is recommended that one skimmer be installed for every 25 m² of water surface area.
- All skimmers come in two different models: the model with inserts and the PARKER model, which is supplied with self-tapping screws.

POOL SHELL EQUIPMENT

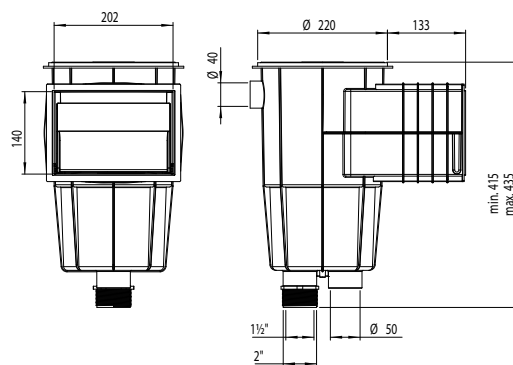


Skimmer with standard mouth opening



FOR CONCRETE POOLS

	Code	Standard Pack	Standard weight in kg	Standard volume in m ³
With round lid - White	00249	1	2.95	0.059
With round lid - Beige	00249CL090	1	2.95	0.059
With round lid - Light grey	00249CL129	1	2.95	0.059
With round lid - Anthracite grey	00249CL144	1	2.95	0.059
With square lid	00250	1	3.15	0.059



15 L skimmers

Skimmer with standard mouth opening



FOR LINER AND PREFABRICATED POOLS

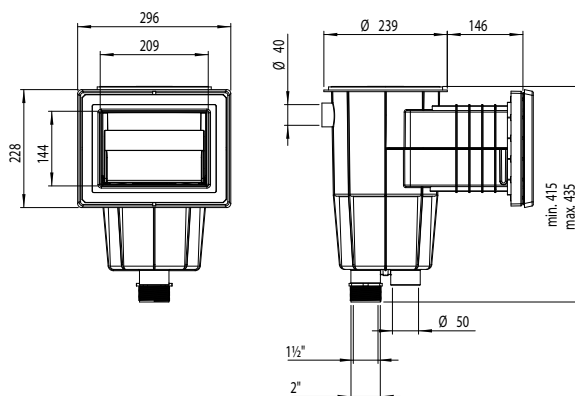


Supplied with adhesive gasket, bi-injection moulded frame, flange and screws.



Complies with Standards
EN 16582-1
EN 16713-2

	Code	Standard Pack	Standard weight in kg	Standard volume in m ³
Comes with round snap-on cover				
White	01461	1	4.0	0.059
Beige	01461CL090	1	4.0	0.059
Light Grey	01461CL129	1	4.0	0.059
Anthracite Grey	01461CL144	1	4.0	0.059
Comes with square snap-on cover				
White	01462	1	4.2	0.059



Skimmer with wide mouth opening

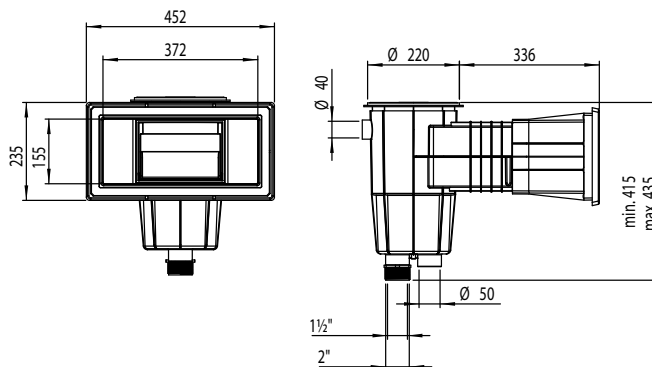


FOR CONCRETE POOLS



Complies with Standards
EN 16582-1
EN 16713-2

	Code	Standard Pack	Standard weight in kg	Standard volume in m ³
With round lid - White				
00251	00251	1	4.47	0.12
With round lid - Beige				
00251CL090	00251CL090	1	4.47	0.12
With round lid - Light grey				
00251CL129	00251CL129	1	4.47	0.12
With round lid - Anthracite grey				
00251CL144	00251CL144	1	4.47	0.12
With square lid				
00252	00252	1	3.00	0.12



15 L skimmers

Skimmer with wide mouth opening



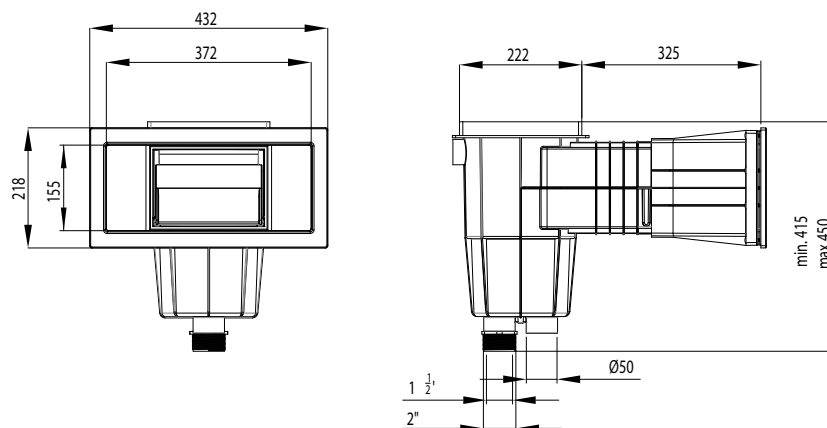
FOR LINER AND PREFABRICATED POOLS



Supplied with adhesive gaskets, flange and screws.



	Code	Standard Pack	Standard weight in kg	Standard volume in m ³
Round cover, small embellisher				
White	01463	1	5.28	0.12
Square cover with round faceplate, small embellisher				
White	01464	1	5.28	0.12
Square cover with square faceplate, big embellisher that covers the flange				
White	34413	1	5.04	0.12
Beige	34413CL090	1	5.04	0.12
Light Grey	34413CL129	1	5.04	0.12
Anthracite Grey	34413CL144	1	5.04	0.12



Skimmer for polyester pools

with wide mouth



FOR LINER AND PREFABRICATED POOLS



15L skimmer, square cover. This skimmer doesn't include gaskets. The installer should insure water tightness between the skimmer and the polyester.



	Code	Standard Pack	Standard weight in kg	Standard volume in m ³
White	06470	1	4.32	0.12

15 L skimmers

Panel Protect skimmer



FOR LINER AND PREFABRICATED POOLS

Supplied with adhesive gaskets, flange and screws. Skimmers specially designed for panel pools. The wide opening assembly should be fitted to the panel from the inside. Supplied with glue. Item 30866 is compatible with EASYCOLOR Inlet sheath item 73166CLXXX to an easy color change of the skimmer embellisher and the floater. This sheath could be installed without change the skimmer mouth what is very practical to renew or upgrade pools.



Complies with Standards
EN 16582-1
EN 16713-2

	Code	Standard Pack	Standard weight in kg	Standard volume in m ³
15 l Panel Protect skimmer wide opening, square cover	30866	1	5.13	0.116
Glue for ABS	30884	1	0.20	0.001



Floating skimmer




FOR LINER AND PREFABRICATED POOLS

Diameter 160 mm. Maximum flow rate: 5 m³/h. Ø 32 mm and Ø 38 mm outer connections. With plastic support clamp designed for panel pools.

	Code	Standard Pack	Standard weight in kg	Standard volume in m ³
	16573	1	1.3	0.024

Skimmer accessories

Covers for 15 l skimmers



FOR ALL TYPES OF POOLS

	Code	Standard Pack	Standard weight in kg	Standard volume in m ³
Round cover, round face plate				
Beige	00249-0600CL090	23	7.9	0.069
Light grey	00249-0600CL129	23	7.9	0.069
Anthracite grey	00249-0600CL144	23	7.9	0.069
Round cover, square face plate				
Beige	00249-0700CL090*	13	6.9	0.069
Light grey	00249-0700CL129*	13	6.9	0.069
Anthracite grey	00249-0700CL144*	13	6.9	0.069

* Compatibles with level regulator 15862 for a color customization of the level regulator.

Covers for 17.5 l skimmers





FOR ALL TYPES OF POOLS

	Code	Standard Pack	Standard weight in kg	Standard volume in m ³
Round cover, round face plate				
Beige	05280-0600CL090	15	8	0.069
Light grey	05280-0600CL129	15	8	0.069
Anthracite grey	05280-0600CL144	15	8	0.069
Round cover, square face plate				
Beige	05280-0700CL090	15	8	0.069
Light grey	05280-0700CL129	15	8	0.069
Anthracite grey	05280-0700CL144	15	8	0.069

EASYCOLOR - Inlet Sheath

for wide mouth skimmers



FOR ALL TYPES OF POOLS

The EASYCOLOR inlet sheath kit allows to change the color of the skimmers wide mouth items 00251, 00252, 01463, 01464, 11304, 11305, 11311, 11314, and 11317, both the embellisher and the floater. This sheath could be installed without change the skimmer mouth what is very practical to renew or upgrade pools. This kit includes inlet sheath, floater, flanges and embellisher.

	Code	Standard Pack	Standard weight in kg	Standard volume in m ³
Beige - inlet sheath	74035CL090	1	1.22	0.022
Light grey - inlet sheath	74035CL129	1	1.22	0.022
Anthracite grey - inlet sheath	74035CL144	1	1.22	0.022
For Filtering Skimmer and Panel Protect Skimmer				
Light grey - inlet sheath	73166CL129	1	1.22	0.02
Anthracite - inlet sheath	73166CL144	1	1.22	0.02
Beige - inlet sheath	73166CL090	1	1.22	0.02

Skimmer accessories

Double gasket kits for skimmers



FOR LINER AND PREFABRICATED POOLS

Kits made up of a double gasket and the screws necessary for the installation of skimmers in panel pools. Made of TPE, the kit enables the installation of various accessories in pool shells and protects the panelling from coming into contact with water. Easy to install. Prevents corrosion of the panelling in the area that has been die cut.

	Code	Standard Pack	Standard weight in kg	Standard volume in m ³
Inserts for wide openings	14516-0500	50	-	0.070
Self-tapping screws for wide openings	14516-0600	50	-	0.070
Inserts for standard openings	27124-0500	80	-	0.035
Self-tapping screws for standard openings	27124-0600	80	-	0.035
Inserts for Norm openings	57289-0500	40	-	0.070
Self-tapping screws for Norm openings	57289-0600	40	-	0.070
Inserts for UNIK openings	74846-0500	20	-	0.070
Self-tapping screws for UNIK openings	74846-0600	20	-	0.070



Extension ring 15 l skimmer cover



FOR CONCRETE POOLS

Additional extension ring to increase the distance between the 15 l skimmer and the lid. Additional distance of 25 mm. Made of ABS. The height can be increased by overlaying various connections. It can also be slightly tipped to be level with the ground.

	Code	Standard Pack	Standard weight in kg	Standard volume in m ³
	19919	17	4.08	0.069



Extension ring 17.5 l skimmer cover



FOR CONCRETE POOLS

Additional ring for better adjusting and levelling the 17.5 l skimmer lid to the deck level. Additional distance of 20 mm. Made of white ABS. The height can be increased by overlaying various connections. It can also be slightly tipped to be level with the ground.

	Code	Standard Pack	Standard weight in kg	Standard volume in m ³
	18153	17	4.70	0.06

Skimmer accessories



Floating weir assembly in ABS

FOR ALL TYPES OF POOLS

Float set with strainer basket in white ABS. Its utility is to retain the filtered leaves in the basket.

	Code	Standard Pack	Standard weight in kg	Standard volume in m ³
For 15 l skimmers	00253	12	20.5	0.207
For 17.5 l skimmers	05703	12	20.5	0.207



Prefilters for skimmer basket

FOR ALL TYPES OF POOLS

Hygienic disposable prefilters for any type of skimmer (with baskets up to Ø 24 cm). They retain the waste that builds up in the skimmer basket. This protects the pump and the filter therefore performs better.

	Code	Standard Pack	Standard weight in kg	Standard volume in m ³
12 units per box	042745	12	0.40	0.006

SLIM skimmer

SLIM: High water level skimmer



FOR CONCRETE POOLS

High water level skimmer allows high water level in the pool (+/- 4 cm) giving an infinite pool effect. The water line is located very close to the top of the pool. Entirely made of AISI-316L. All models are equipped with Ø50 mm overflow and have a housing to mount a water level regulator - item 73453 - not included. Also compatible with the most standard water levels of the market. With connection for equipotential connection. It also includes flanges for prefabricated pools. Recommended flow 7.5 m³/h. Basket capacity 1.2 L.



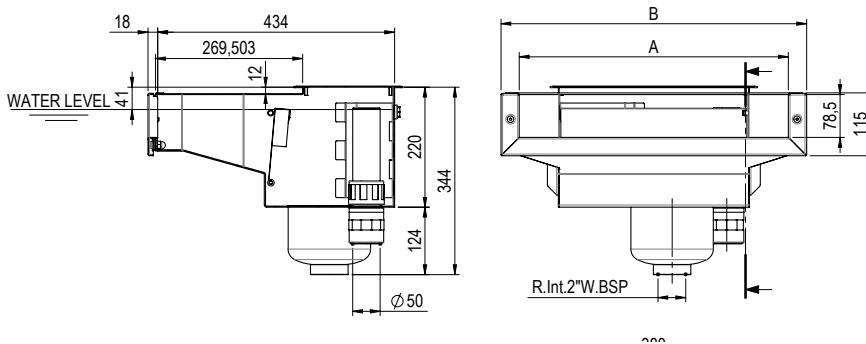
Complies with Standard EN 13451-1-3



Complies with Standards EN 16582-1 EN 16713-2



	Code	Standard Pack	Standard weight in kg	Standard volume in m ³
Mouth width 500 mm	73501	1	14.80	0.136
Mouth width 650 mm	73502	1	15.20	0.169



SLIM: S.S. Skimmer A-500 & A-650



Large mouth

FOR CONCRETE AND LINER POOLS

In AISI-316L stainless steel. With Ø50mm overflow, basket and lid in stainless steel, both included. It has accommodation to mount the level regulator valve 73453 (see page 113). With connection for equipotential connection. Flow recommended 7.5 m³ / h. Items 56313 and 56316 includes flanges for liner applications. Also exist with 6° inclination: items 72744 and 72743 see page 109. Water level +/- 8 cm. Basket capacity 1.2L.



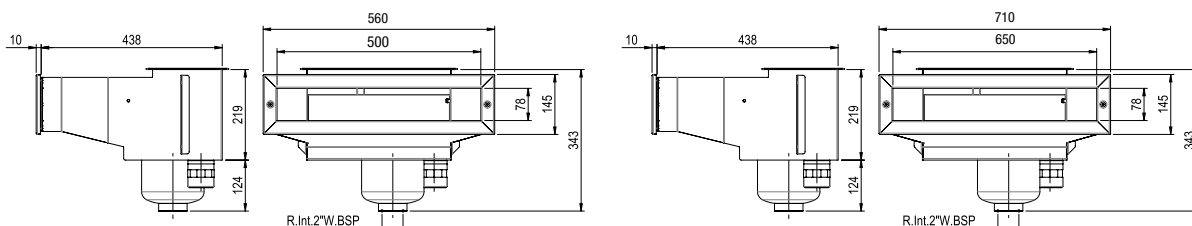
Complies with Standard EN 13451-1-3



Complies with Standards EN 16582-1 EN 16713-2



	Code	Standard Pack	Standard weight in kg	Standard volume in m ³
Mouth width 500 mm	56313	1	14.84	0.136
Mouth width 650 mm	56316	1	14.84	0.136



STAINLESS STEEL SKIMMERS

Stainless steel skimmers

SLIM: S.S. Skimmer A-500

Large mouth



FOR POLYESTER POOLS

In AISI-316L stainless steel. With Ø 50 mm overflow, basket and lid in stainless steel, both included. It has accommodation to mount the level regulator valve 73453 (see page 113). With connection for equipotential connection. Flow recommended 7.5 m³ / h. Water level +/- 8 cm. basket capacity 1,2L.



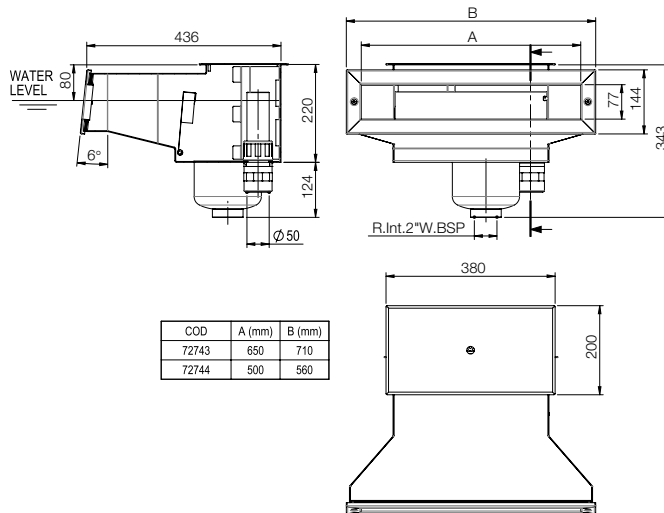
Complies with Standard EN 13451-1-3



Complies with Standards EN 16582-1 EN 16713-2



	Code	Standard Pack	Standard weight in kg	Standard volume in m ³
Mouth width 500 mm, 6° inclination	72744	1	14.84	0.136
Mouth width 650 mm, 6° inclination	72743	1	14.84	0.136



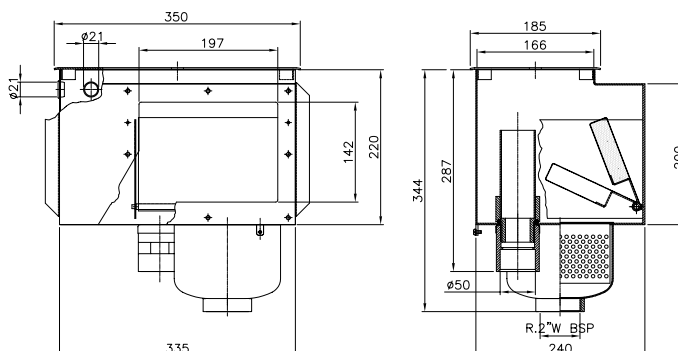
Full A-100 Skimmer S.S.



FOR CONCRETE POOLS

In AISI-316L stainless steel. With Ø 50mm overflow. Stainless Steel basket and lid included. Basket capacity 1.2 L. Comes with housing for assembling the 00256 level regulator valve (see page 113). With connection for an equipotential outlet. Recommended flow rate: 7.5 m³/h. Does not include trim code 00255. For liner, prefabricated and panel pools use coupling kit 07525 not included.

	Code	Standard Pack	Standard weight in kg	Standard volume in m ³
Suction connection, 2" thread	00254	1	8.4	0.04



Complies with Standards EN 16582-1 EN 16713-2

STAINLESS STEEL SKIMMERS

Stainless steel skimmers

Decorative face plate



FOR CONCRETE POOLS

For skimmer 00254. Made of AISI-316L stainless steel.



Complies with Standards
EN 16582-1
EN 16713-2



A-201 skimmer body



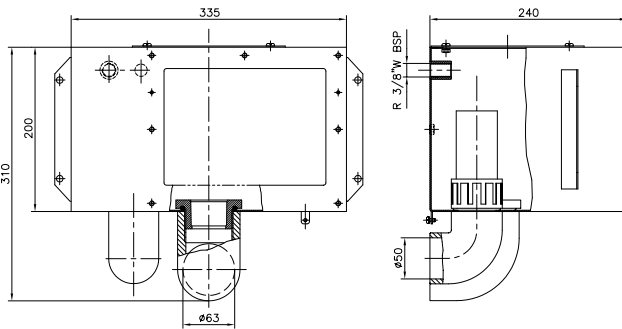
FOR CONCRETE POOLS

In AISI-316L stainless steel. With Ø 50mm overflow. Skimmer housing without telescopic lid. Comes with housing for assembling the 00256 level regulator valve (see page 113). With connection for an equipotential outlet. Basket can be removed from front. Does not include trim code 07251. Ø 63 mm suction connection. For liner, prefabricated and panel pools use coupling kit 07525 not included.



Complies with Standards
EN 16582-1
EN 16713-2

Code	Standard Pack	Standard weight in kg	Standard volume in m ³
00255	1	0.62	0.003



A-202 skimmer body



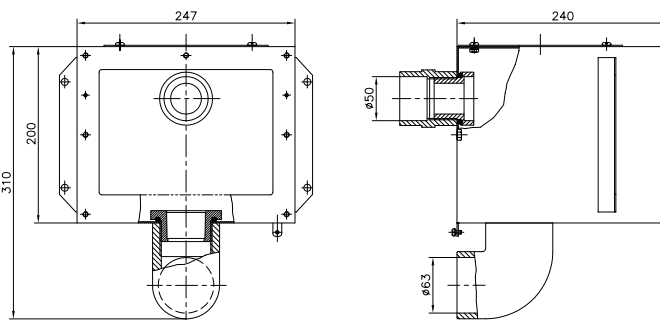
FOR CONCRETE POOLS

In AISI-316L stainless steel. With Ø 50 mm overflow. Skimmer housing without telescopic lid. With earth connection. Basket can be removed from front. Does not include trim code 07251. For liner, prefabricated and panel pools use coupling kit 07525 not included.



Complies with Standards
EN 16582-1
EN 16713-2

Code	Standard Pack	Standard weight in kg	Standard volume in m ³
07610	1	5.25	0.04



Stainless steel skimmers



Complies with Standards
EN 16582-1
EN 16713-2

Basket for A-201 and A-202 skimmers



FOR CONCRETE POOLS



Basket in AISI-316L stainless steel. Includes face plate for direct removal through skimmer opening. Basket capacity 4.6L.

	Code	Standard Pack	Standard weight in kg	Standard volume in m ³
	07521	1	2.19	0.02



Complies with Standards
EN 16582-1
EN 16713-2

A-400 skimmer body

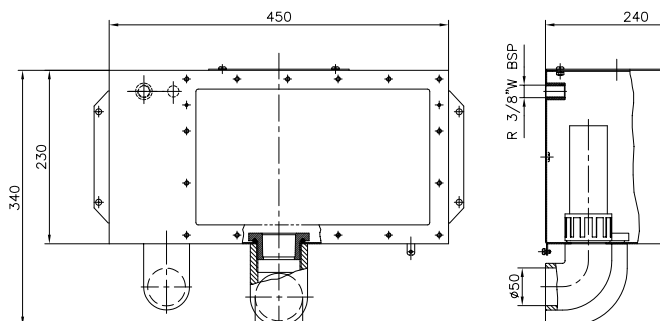


FOR CONCRETE POOLS



In AISI-316L stainless steel. With Ø 50mm overflow. Skimmer housing without telescopic lid. Comes with housing for assembling the 00256 level regulator valve (see page 113). With connection for an equipotential outlet. For liner, prefabricated and panel pools use coupling kit 07526 not included.

	Code	Standard Pack	Standard weight in kg	Standard volume in m ³
Ø 63 mm suction connection	07523	1	8.0	0.06



Complies with Standards
EN 16582-1
EN 16713-2

Basket for A-400 skimmer



FOR CONCRETE POOLS



Direct removal through skimmer throat. Wide model. In AISI-316L stainless steel. Basket capacity 11L.

	Code	Standard Pack	Standard weight in kg	Standard volume in m ³
	07522	1	3.5	0.04

Stainless steel skimmers accessories



Coupling kit

for stainless steel skimmers



Complies with Standards
EN 16582-1
EN 16713-2

FOR LINER AND PREFABRICATED POOLS

For liner, prefabricated and panel pools. Includes: 2 elastic gaskets, AISI-316 stainless steel frame and screws for assembling.

	Code	Standard Pack	Standard weight in kg	Standard volume in m ³
For A-100, A-201 and A-202 skimmers (00254, 07520 and 07610)	07525	1	0.78	0.002
For A-400 skimmer (code 07523)	07526	1	1.13	0.01

Stainless Steel embellisher

for Skimmers



FOR LINER AND PREFABRICATED POOLS

AISI-316L embellishers for ABS skimmers. Includes flange, screws and gaskets.



56344

56340

74101

	Code	Standard Pack	Standard weight in kg	Standard volume in m ³
ABS standard mouth skimmers items 01461 (15L), 01462 (15L), 11309 (17.5L), 11310 (17.5L)	56344	1	1.5	0.004
ABS wide mouth skimmers items 01463 (15L), 01464 (15L), 11311 (17.5L), 11313 (17.5L)	56340	1	1.87	0.005
ABS skimmer NORM item 56176	74101	1	1.76	0.001

Telescopic lid



FOR CONCRETE POOLS

In AISI-316L stainless steel. For models A-201, A-202 and A-400. 180 x 180 mm lid. Adjustable height from 60 to 110 mm.



	Code	Standard Pack	Standard weight in kg	Standard volume in m ³
	07524	1	1.63	0.01



Complies with Standard
EN 13451-1-3



Complies with Standards
EN 16582-1
EN 16713-2

Level regulators



Universal level regulator



FOR ALL TYPES OF POOLS

Made of ABS. May be connected from the bottom or side, as required. Semi-die cut outlets to the pool so that the most suitable connection can be made. Adjustable lid height and level. For all types of skimmers. Cover color can be changed using the 15L skimmers covers from page 105.

Code	Standard Pack	Standard weight in kg	Standard volume in m ³
15862	1	2.0	0.016



Water level regulator valve



FOR CONCRETE POOLS

Can be fitted to all stainless steel skimmers, except for model A-202, 56313-56316-72743-72744-73501-73502. Adjustable opening. 3/8" connection.

Code	Standard Pack	Standard weight in kg	Standard volume in m ³
00256	1	0.21	0.002



Level regulating valve



FOR CONCRETE POOLS

Level regulator valve compatible with the stainless steel skimmers of SLIM range. Compatible with items: 56313, 56316, 72743, 72744, 73501 73502. With 3/8" side connection and adjustable floater.

Code	Standard Pack	Standard weight in kg	Standard volume in m ³
73453	1	0.9	0.008

Pool main drains information

Pool main drains information

EN 16713-02: 2016 – main drains

RISK OF ENTRAPMENT

How to prevent it?

NEW POOL

ANTI-VORTEX COVER

Number of main drains per pool: **1**.

NON ANTI-VORTEX COVER

Number of main drains per pool: **2** balanced main drains, **distanced at minimum 1 meter**.

And **if any** of the **2 main drains** is **blocked**, the remaining **one should be able to absorb 100%** of the installation flow.

POOL RENOVATION

WITH MAIN DRAIN BODY CHANGE

Applies **new pool rules**.

UNCHANGED MAIN DRAIN BODY

Install an **anti-vortex grille** on pre-installed main drain.

CAVITY DIMENSION

Main drain should respect a certain cavity dimensions according to a mathematical rule.

OTHERS

Other requisites are considered to define that a main drain is compliant with EN, like design.
e.g. the design of the grill to avoid human body parts or hair entrapment.

Suction rate: insure a maximum of 0.5 m/s paragraph 4.6.1

Only with the fulfillment of all requisites of the standard, a Compliance Certification can be delivered!

*Anti-vortex plate is a special component installed in the suction line to control the turbulence in a flowing fluid. These plates allow to control the velocity of the fluid thus preventing cavitation in the fluid according to UNE-EN 13451-3.

ABS MAIN DRAINS

NORM main drains

- All main drains in the range are supplied with UV protection.
- To prevent the risk of suction, install the main drains according to local regulations.
- Recommended use: Maximum suction rate of 0.5 m/s.

NORM main drain



Also available in other colours

DESCRIPTION

Range of main drains suitable for public and private swimming pools. Supplied with flat or antivortex grilles. Manufactured in ABS with UV treatment, fitted with a 2" side outlet and a 1½" bottom outlet connection, bottom outlet covered by semi-die cut tab.

FOR CONCRETE POOLS



	Code	Standard Pack	Standard weight in kg	Standard volume in m ³
Antivortex grating - White	56379	4	10.60	0.069
Antivortex grating - Beige	56379CL090	4	10.60	0.069
Antivortex grating - Light Grey	56379CL129	4	10.60	0.069
Antivortex grating - Anthracite Grey	56379CL144	4	10.60	0.069
Flat grating - White	56378	4	10.60	0.069
Flat grating - Beige	56378CL090	4	10.60	0.069
Flat grating - Light Grey	56378CL129	4	10.60	0.069
Flat grating - Anthracite Grey	56378CL144	4	10.60	0.069

FOR LINER AND PREFABRICATED POOLS



	Code	Standard Pack	Standard weight in kg	Standard volume in m ³
Antivortex grating with inserts				
White	56382	4	10.60	0.069
Beige	56382CL090	4	10.60	0.069
Light Grey	56382CL129	4	10.60	0.069
Anthracite Grey	56382CL144	4	10.60	0.069
Antivortex grating without inserts				
White	56383	4	10.60	0.069
Beige	56383CL090	4	10.60	0.069
Light Grey	56383CL129	4	10.60	0.069
Anthracite Grey	56383CL144	4	10.60	0.069
Flat grating with inserts				
White	56380	4	10.60	0.069
Beige	56380CL090	4	10.60	0.069
Light Grey	56380CL129	4	10.60	0.069
Anthracite Grey	56380CL144	4	10.60	0.069
Flat grating without inserts				
White	56381	4	10.60	0.069
Beige	56381CL090	4	10.60	0.069
Light Grey	56381CL129	4	10.60	0.069
Anthracite Grey	56381CL144	4	10.60	0.069

Only antivortex main drain



Complies with Standards
EN 12451-1
EN 12451-3

Standard main drains



Round Ø 290 mm main drain

PARKER model



FOR LINER AND PREFABRICATED POOLS

2" side outlet and 1½" bottom outlet. Specially for liner pools. Built completely in white ABS. Comes with screws in stainless steel and synthetic adhesive gaskets. Side outlet for plug for testing water tightness. Bottom outlet for plug for fitting a hydrostatic valve code 00277 (see page 119) and drainage tube code 21581 (see page 119). Suction speed of 0.5 m/s. Maximum recommended flow rate: 13 m³/h. Fitted flush to pool floor for total drainage.



Complies with Standards
EN 16582-1

	Code	Standard Pack	Standard weight in kg	Standard volume in m³
Main drain of ø 290 mm for liner pool	00270	4	5.71	0.044



Round Ø 270 mm main drain

with ABS grating



FOR CONCRETE POOLS

Bottom 1½" and side 2" outlets. Fully manufactured in white ABS. Side outlet for plug to test watertightness. Bottom outlet with plug and possibility of fitting a hydrostatic valve code 00277 (see page 119) and drainage tube code 21581, (see page 119). Ø 250mm suction grille. Max. flow rate: 13 m³/h.



Complies with Standards
EN 16582-1

	Code	Standard Pack	Standard weight in kg	Standard volume in m³
Standard thread	01466	4	5.0	0.045



01467

01467CL090

Round Ø 210 mm main drain

with ABS grille



01467CL129

01467CL144

DESCRIPTION

2" side outlet. Body and grille in ABS. Comes with self-adhesive gaskets, flange and screws. Maximum recommended flow rate: 13 m³/h.

FOR CONCRETE POOLS

Body and grill in ABS. Grill fitted using screws. Max. flow rate: 13 m³/h.



	Code	Standard Pack	Standard weight in kg	Standard volume in m³
Standard thread - White	01467	4	2.8	0.028
Standard thread - Beige	01467CL090	4	2.8	0.028
Standard thread - Light Grey	01467CL129	4	2.8	0.028
Standard thread - Anthracite Grey	01467CL144	4	2.8	0.028



00271

00271CL090

FOR LINER AND POLYESTER POOLS



00271CL129

00271CL144



	Code	Standard Pack	Standard weight in kg	Standard volume in m³
Ø 210 mm main drain with ABS grille				
White	00271	4	4.0	0.033
Beige	00271CL090	4	4.0	0.033
Light Grey	00271CL129	4	4.0	0.033
Anthracite Grey	00271CL144	4	4.0	0.033
Ø 210 mm main drain with ABS grille, Parker				
White	06474	4	4.0	0.033
Beige	06474CL090	4	4.0	0.033
Light Grey	06474CL129	4	4.0	0.033
Anthracite Grey	06474CL144	4	4.0	0.033



Complies with Standards
EN 16582-1

ABS MAIN DRAINS

Standard main drains

Round Ø 200 mm main drain

with antivortex grille



27837

DESCRIPTION

Manufactured in white ABS material. 2" side outlet and 1½" bottom outlet. Bottom outlet covered by semi-die cut socket, which can be opened as required. Possibility of fitting drainage tube code 21581 (see page 119). Max. flow rate: 13 m³/h.



FOR CONCRETE POOLS

	Code	Standard Pack	Standard weight in kg	Standard volume in m³
Standard thread	27837	4	2.807	0.033



27125

FOR LINER AND PREFABRICATED POOLS



	Code	Standard Pack	Standard weight in kg	Standard volume in m³
	27125	4	3.543	0.033



Complies with Standards
EN 16582-1

Round Ø 200 mm main drain

with flat grille



27839

DESCRIPTION

Made of white ABS. 2" side outlet and 1½" bottom outlet. Bottom outlet covered by a semi-die cut tab, which may be removed if necessary. A drainage pipe (code drainage code 21581, see page 119). Max. flow rate: 13 m³/h.



FOR CONCRETE POOLS

	Code	Standard Pack	Standard weight in kg	Standard volume in m³
Standard thread	27839	4	2.807	0.033



27838

FOR LINER AND PREFABRICATED POOLS



	Code	Standard Pack	Standard weight in kg	Standard volume in m³
	27838	4	3.391	0.033



Complies with Standards
EN 16582-1

Standard main drains

Mini main drain



FOR LINER AND PREFABRICATED POOLS

Side outlet drain assembly with 2" inner thread. Made of white ABS with grille fixed to flange. Suction velocity at grille of 0.5 m/s and flow rate of 11 m³/h. The slots in the grille are no larger than 8 mm, in compliance with regulations. M5 screws and brass inserts for fastening the flange and grille. Can be used in concrete spas and side suction inlets.



Complies with Standards
EN 16582-1

	Code	Standard Pack	Standard weight in kg	Standard volume in m ³
Mini main drain - White	27814	4	2.64	0.013

Square 210 mm x 210 mm main drain



00258 - 00273



FOR CONCRETE POOLS

2" side Outlet. Body and grille in White ABS. Grille fitted using screws. max. flow rate: 13 m³/h

	Code	Standard Pack	Standard weight in kg	Standard volume in m ³
	00258	4	4.0	0.044



Complies with Standards
EN 16582-1

FOR LINER AND PREFABRICATED POOLS

With 2" side outlet. Body and grille in ABS. Comes with self-adhesive gaskets, flange and screws. Maximum recommended flow rate: 13 m³/h.



	Code	Standard Pack	Standard weight in kg	Standard volume in m ³
	00273	4	5.5	0.043

Ø 200 drain grille in ABS



FOR CONCRETE POOLS

Ring support and grille in white ABS. Supplied with grille fixing screws. This grille is for suction chamber done on site.



Complies with Standards
EN 16582-1

	Code	Standard Pack	Standard weight in kg	Standard volume in m ³
	00280	10	3.0	0.031

ABS main drains accessories



74097

74097CL090



74097CL129

74097CL144



Complies with Standards
EN 16582-1



Complies with Apt.4.4.1 b.2
of EN 16713-2:2017

Main drain grille for pool standard compliance



FOR ALL TYPES OF POOLS

Grille to replace the grilles on already installed main drains in private pools, to meet pool regulations. Made of ABS. Compatible with main drains 01467, 27837, 27839.

	Code	Standard Pack	Standard weight in kg	Standard volume in m ³
Grille				
White	74097	6	3	0.033
Beige	74097CL090	6	3	0.033
Light grey	74097CL129	6	3	0.033
Anthracite grey	74097CL144	6	3	0.033



Hydrostatic valve



FOR CONCRETE AND LINER POOLS



To alleviate the pressure that can build up under the pool shell due to groundwater, it is recommended that a hydrostatic valve and a drainage pipe be fitted to the main drain. Hydrostatic valve to be fitted to the 2" bottom outlet on main drains. Made of white ABS, with stainless steel screw and spring. 1½" male thread.

	Code	Standard Pack	Standard weight in kg	Standard volume in m ³
	00277	50	2.63	0.01



Drainage pipe



FOR CONCRETE AND LINER POOLS



Drainage pipe with 1½" BSP thread connection for main drains with code numbers 01466, 27837 and 27839. Made of ABS.

	Code	Standard Pack	Standard weight in kg	Standard volume in m ³
	21581	24	3.54	0.021

STAINLESS STEEL MAIN DRAINS

STYLE main drains

STYLE main drain in stainless steel. Outlet 2"



75180, 75181
75184, 75185



75182, 75183
751866, 75187



Complies with Standards
UNE-EN 16582-1
UNE-EN 16713-2

DESCRIPTION

Range of main drains manufactured in full SS AISI-316L, fitted with an 2" side outlet connection.

The entire range shares the same main body, with different grating options, flat or antivortex and round or square grilles.

For liner applications come with gaskets and screws.

Maximum flow rate: 13 m³/h.

FOR CONCRETE POOLS

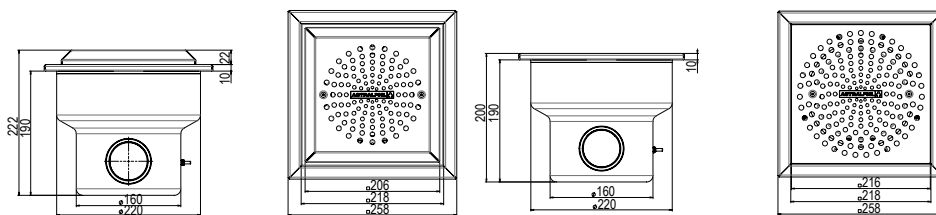


	Code	Standard Pack	Standard weight in kg	Standard volume in m ³
Round 2" - Antivortex grating	75180	1	3.97	0.026
Round 2" - Flat grating	75181	1	3.7	0.026
Square 2" - Antivortex grating	75182	1	4.2	0.026
Square 2" - Flat grating	75183	1	3.96	0.026

FOR LINER AND PREFABRICATED POOLS

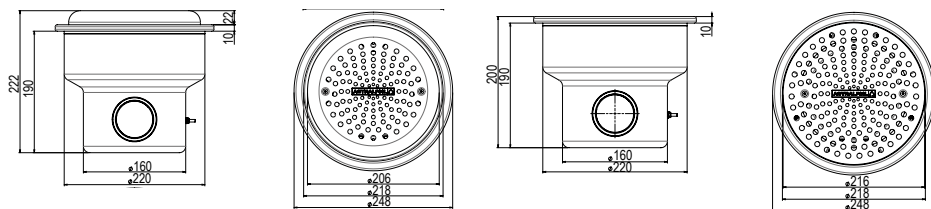


	Code	Standard Pack	Standard weight in kg	Standard volume in m ³
Round 2" - Antivortex grating	75184	1	4.06	0.026
Round 2" - Flat grating	75185	1	3.79	0.026
Square 2" - Antivortex grating	75186	1	4.3	0.026
Square 2" - Flat grating	75187	1	4.05	0.026



75182-75186

75183-75187



75180-75184

75181-75185

Standard stainless steel main drains

Round main drain in stainless steel. 2" outlet



00268



26196

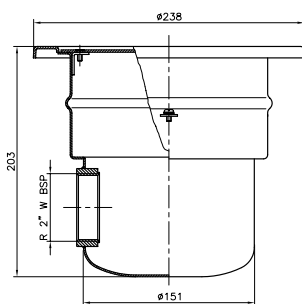


Complies with Standards
UNE-EN 16582-1
UNE-EN-16713-2

FOR CONCRETE POOLS

2" side outlet. Made of stainless steel. AISI-316L. Grille fitted using screws. Maximum flow rate: 13 m³/h.

	Code	Standard Pack	Standard weight in kg	Standard volume in m ³
2" side outlet"	00268	1	2.56	0.02
2" side outlet and 1½" bottom outlet connection	26196	1	2.80	0.02



Round main drain in stainless steel

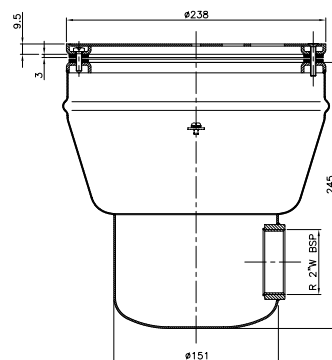


Complies with Standards
EN 16582-1

FOR LINER AND PREFABRICATED POOLS

2" side outlet. Made of AISI-316L stainless steel. Grille fitted using screws. Comes with gaskets, flange and screws. Maximum recommended flow rate: 13 m³/h.

	Code	Standard Pack	Standard weight in kg	Standard volume in m ³
2" side outlet"	00275	1	2.27	0.02
2" side outlet and 1½" bottom outlet connections	26197	1	4.23	0.04



Standard stainless steel main drains

Main drain with square cover in stainless steel. Outlet 1 1/2"

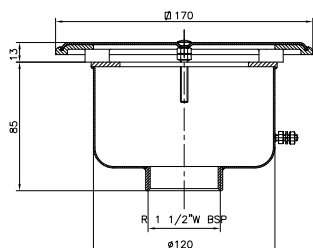


Complies with Standards
EN 16582-1
EN-16713-2

FOR CONCRETE POOLS

Bottom outlet 1 1/2". Manufactured in stainless steel. AISI-316L Antivortex lid. Can be used in concrete and prefabricated pools with an 00276 adapter. Maximum flow rate: 6 m³/h.

	Code	Standard Pack	Standard weight in kg	Standard volume in m ³
Bottom 1 1/2" outlet	08463	1	1.14	0.01



Main drain with square cover in stainless steel. 2" outlet



FOR CONCRETE POOLS

2" side outlet. Manufactured in stainless steel. AISI-316L. Antivortex lid. Can be used in concrete and prefabricated pools with a 00276 adapter (see page 124). Maximum flow rate: 6 m³/h.

	Code	Standard Pack	Standard weight in kg	Standard volume in m ³
	00269	1	1.14	0.01

Ø 200 drain grille in stainless steel



FOR CONCRETE POOLS

Support ring in white plastic, grille in AISI-316L stainless steel. Supplied with grille fixing screws. Maximum recommended flow rate: 13 m³/h.



Complies with Standard
EN 13451-1-3



Complies with Standards
EN 16582-1
EN 16713-2

	Code	Standard Pack	Standard weight in kg	Standard volume in m ³
	00279	10	6.0	0.02

Ø 300 drain grille in stainless steel



FOR CONCRETE POOLS

Support ring in aluminium, grille in AISI-316L stainless steel. Supplied with grille fixing screws. Maximum recommended flow rate: 27 m³/h.

	Code	Standard Pack	Standard weight in kg	Standard volume in m ³
	00282	4	5.8	0.02

STAINLESS STEEL MAIN DRAINS

Standard stainless steel main drains



Drain grille in stainless steel



FOR CONCRETE POOLS

Designed for concrete pools. Support frame and grille in polished stainless steel. Supplied with fixing screws. Other sizes can be made to order.

		Code	Standard Pack	Standard weight in kg	Standard volume in m ³
AISI-304L					
Size (mm)	Max. recommended flow rate				
200 x 200	15 m ³ /h (0.5 m/s)	00284	1	1.2	0.01
300 x 300	43 m ³ /h (0.5 m/s)	00285	1	2.2	0.01
400 x 400	83 m ³ /h (0.5 m/s)	00286	1	4.0	0.03
500 x 500	136 m ³ /h (0.5 m/s)	00287	1	4.5	0.04
AISI-316L					
Size (mm)	Max. recommended flow rate				
200 x 200	15 m ³ /h (0.5 m/s)	30764	1	1.2	0.01
300 x 300	43 m ³ /h (0.5 m/s)	30765	1	2.2	0.01
400 x 400	83 m ³ /h (0.5 m/s)	30766	1	4.0	0.03
500 x 500	136 m ³ /h (0.5 m/s)	30767	1	4.5	0.04

STAINLESS STEEL MAIN DRAINS

Stainless steel main drains accessories



74807
74808

Grille for S.S. main drains

for pool standard compliance



DESCRIPTION

Grille to replace the grilles on already installed main drains in private pools, to meet pool regulations. Made of SS AISI-316L.

FOR CONCRETE POOLS



	Code	Standard Pack	Standard weight in kg	Standard volume in m ³
Antivortex main drain grille Compatible with main drains 00268, 26196	74807	1	0.8	0.017



FOR LINER AND PREFABRICATED POOLS



Grille to replace the grilles on already installed main drains in private pools, to meet pool regulations. Made of SS AISI-316L. Compatible with main drains 00275, 26197.

	Code	Standard Pack	Standard weight in kg	Standard volume in m ³
Antivortex main drain grille (Liner) Compatible with main drains 00275, 26197	74808	1	0.8	0.017

Stainless steel main drains accessories



Adaptor kit for main drain



FOR LINER AND PREFABRICATED POOLS

For main drain 00269. Comes with gaskets, flange and screws. Flange in AISI-316L stainless steel.

Code	Standard Pack	Standard weight in kg	Standard volume in m ³
00276	40	9.7	0.01



69173



69174

Stainless Steel embellisher for ABS main drains



FOR LINER AND PREFABRICATED POOLS

AISI-316L embellishers for ABS main drains. It includes screws.

Code	Standard Pack	Standard weight in kg	Standard volume in m ³
For ABS main drain 00270 69173	1	1.44	0.001
For ABS main drain 00271 69174	1	1.21	0.003

NORM return inlet nozzles

NORM return inlet nozzle



DESCRIPTION

Range of inlets suitable for installation in public and private pools. Manufactured in white ABS with UV treatment.



56498

FOR CONCRETE POOLS

	Code	Standard Pack	Standard weight in kg	Standard volume in m ³
For concrete pools	56498	24	4.5	0.020



56499



56499CL090



56499CL129



56499CL144

FOR LINER AND PREFABRICATED POOLS



Range of inlets suitable for installation in public and private pools. Manufactured in ABS with UV treatment.

	Code	Standard Pack	Standard weight in kg	Standard volume in m ³
--	------	---------------	-----------------------	-----------------------------------

For prefabricated/liner pools

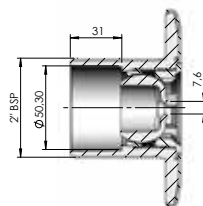
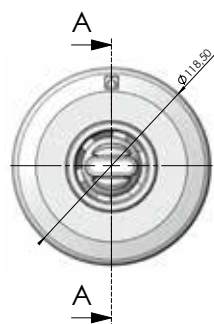
White	56499	12	4.5	0.020
Beige	56499CL090	12	4.5	0.020
Light Grey	56499CL129	12	4.5	0.020
Anthracite Grey	56499CL144	12	4.5	0.020

For prefabricated pools

White	56500	24	4.5	0.020
Beige	56500CL090	24	4.5	0.020
Light Grey	56500CL129	24	4.5	0.020
Anthracite Grey	56500CL144	24	4.5	0.020



Complies with Standards
EN 16582-1
EN 16713-2




SECCIÓN A-A

Multiflow return inlet nozzles

Multiflow system

- The inlet's eyeball is supplied pre-marked with a number of diameters (14-20 and 25). With the help of a punch (also supplied with the inlet) one of the diameters can be cut out at the time of installation.
- Max. recommended flow rate for a max. flow of 4 m/s:
 \varnothing 14 mm = 2.2 m³/h, \varnothing 20 mm = 4.5 m³/h, \varnothing 25 mm = 7 m³/h



Complies with Standards
 EN 16582-1
 EN 16713-2

Multiflow return inlet nozzle



FOR CONCRETE POOLS

Outer 2" thread and \varnothing 50 mm inner wall to be glued. Made of ABS. Recommended for installation with wall conduits: codes 15658 and 15659.

	Code	Standard Pack	Standard weight in kg	Standard volume in m ³
White	00295	24	4.35	0.020
Beige	00295CL090	24	4.35	0.020
Light Grey	00295CL129	24	4.35	0.020
Anthracite Grey	00295CL144	24	4.35	0.020



Complies with Standards
 EN 16582-1
 EN 16713-2

Multiflow return inlet nozzle to be glued



FOR CONCRETE POOLS

To be glued to \varnothing 63 mm PN 6 outer wall and \varnothing 50 mm inner wall. Made of ABS. Recommended for installation with wall conduits: code numbers 15661 and 15660.

	Code	Standard Pack	Standard weight in kg	Standard volume in m ³
White	00298	24	4.24	0.020
Beige	00298CL090	24	4.24	0.020
Light Grey	00298CL129	24	4.24	0.020
Anthracite Grey	00298CL144	24	4.24	0.020

Multiflow return inlet nozzles

Multiflow threaded return inlet nozzle for liner pools



FOR LINER AND PREFABRICATED POOLS



Outer 2" thread, Ø 50mm inner. For liner pools. Comes in ABS, with gaskets and screws. Installation with bushing 15662 or 15663 is recommended (see page 148).

	Code	Standard Pack	Standard weight in kg	Standard volume in m ³
White	00330	12	4.5	0.020
Beige	00330CL090	12	4.5	0.020
Light Grey	00330CL129	12	4.5	0.020
Anthracite Grey	00330CL144	12	4.5	0.020



Multiflow return inlet nozzle




FOR LINER AND PREFABRICATED POOLS



Range of inlets suitable for installation in public and private pools. Manufactured in ABS with UV treatment.

	Code	Standard Pack	Standard weight in kg	Standard volume in m ³
For prefabricated pools, Parker				
White	17383	24	4.5	0.020
Beige	17383CL090	24	4.5	0.020
Light Grey	17383CL129	24	4.5	0.020
Anthracite Grey	17383CL144	24	4.5	0.020



Multiflow threaded return inlet nozzle




FOR LINER AND PREFABRICATED POOLS



Outer 2" thread and Ø 50 mm inner wall to be glued. Made of ABS.

	Code	Standard Pack	Standard weight in kg	Standard volume in m ³
White	00334	24	4.61	0.020
Beige	00334CL090	24	4.61	0.020
Light Grey	00334CL129	24	4.61	0.020
Anthracite Grey	00334CL144	24	4.61	0.020



ABS NOZZLES

Multiflow return inlet nozzles



Multiflow threaded return inlet nozzle. Parker model.

FOR LINER AND PREFABRICATED POOLS

2" external thread, Ø 50 mm inner wall with Parker system. (Self-tapping screws). For installation with wall conduits code 15664 or 15665 (see page 148).



Complies with Standards
EN 16582-1
EN 16713-2

	Code	Standard Pack	Standard weight in kg	Standard volume in m ³
	06498	20	4.72	0.021



Multiflow return inlet to be glued

FOR CONCRETE POOLS

To be glued to a Ø 50 mm PN 10 pipe. Made of white ABS.



Complies with Standards
EN 16582-1
EN 16713-2

	Code	Standard Pack	Standard weight in kg	Standard volume in m ³
Standard inlet	24413	40	4.0	0.020



Multiflow threaded return inlet nozzle

FOR LINER AND PREFABRICATED POOLS

2" outer thread, 1½" inner thread. Made of white ABS. Comes with gaskets. The slots in the grille are no larger than 8 mm.



Complies with Standards
EN 16582-1
EN 16713-2

	Code	Standard Pack	Standard weight in kg	Standard volume in m ³
Standard inlet	06481	30	5.1	0.021



Multiflow return inlet nozzle for panel pools

FOR LINER AND PREFABRICATED POOLS

Inlets specially designed for installation in panel pools between 10 and 15 cm thick. To be glued to a Ø 50 mm pipe. Made of white ABS. Comes with gaskets.



Complies with Standards
EN 16582-1
EN 16713-2

	Code	Standard Pack	Standard weight in kg	Standard volume in m ³
	33091	8	3.35	0.021

ABS NOZZLES

Multiflow return inlet nozzles



Multiflow return inlet nozzle for prefabricated pools



FOR LINER AND PREFABRICATED POOLS

	Code	Standard Pack	Standard weight in kg	Standard volume in m ³
	00338	18 u	5.7	0.021

ABS NOZZLES

Return inlet nozzles




Return inlet nozzle for prefabricated pools with liner



FOR LINER AND PREFABRICATED POOLS

The diameter of the outer wall has a smaller diameter than other models so that it fits better in curved walls.



	Code	Standard Pack	Standard weight in kg	Standard volume in m ³
Threaded 1/2" BSP return nozzle	32450	24	7.1	0.021



Return inlet nozzle with Ø 20 mm ball to be glued



FOR CONCRETE POOLS

Manufactured in white ABS. To be glued to a Ø 50 mm PN 10 pipe.



	Code	Standard Pack	Standard weight in kg	Standard volume in m ³
Standard inlet	33501	50	2.9	0.020

Pool floor nozzles

3" adjustable return inlet nozzle for pool floor



DESCRIPTION

Made of white ABS plastic. Suction. For liner and prefabricated pools comes with gaskets, flanges and screws. Flow rate adjusted by turning the grille. Suction surface area: 0.015 m². Outer Ø 295 mm wall. Flow rate (0.4 m/s) 20 m³/h. Max. recommended flow rate compliant with standard EN 13451-1: 26 m³/h (0.5 m/s.).

FOR CONCRETE POOLS



	Code	Standard Pack	Standard weight in kg	Standard volume in m ³
Grille in AISI-304 stainless steel	08317	2	2.65	0.047
Grille in white ABS	11796	2	2.65	0.047

FOR LINER AND PREFABRICATED POOLS



	Code	Standard Pack	Standard weight in kg	Standard volume in m ³
Grille in AISI-304 Stainless Steel	08316	2	2.65	0.047
Grille in white ABS	11795	2	2.65	0.047



08317

11796



08316

Pool floor nozzle



FOR CONCRETE POOLS



All-in-one return inlet and suction nozzle. Adjustable flow rate. Made of ABS plastic and screws in stainless steel. Maximum recommended flow rate compliant with standard EN 13451-1: 12 m³/h.

	Code	Standard Pack	Standard weight in kg	Standard volume in m ³
Outer 2" thread, int. Ø 50 mm				
White	00303	24	5.0	0.020
Beige	00303CL090	24	5.0	0.020
Light Grey	00303CL129	24	5.0	0.020
Anthracite Grey	00303CL144	24	5.0	0.020
To glue onto Ø 63 mm PN 6, inner Ø 50 mm	20140	20	4.4	0.021



00303

00303CL090

00303CL129

00303CL144



Complies with Standards
EN 16582-1
EN 16713-2

Pool floor nozzles

Pool floor nozzle for prefabricated pools



FOR LINER AND PREFABRICATED POOLS

Return nozzle. Comes with gaskets, flanges and screws. Adjustable flow rate. Max. flow rate: 12 m³/h.

	Code	Standard Pack	Standard weight in kg	Standard volume in m ³
2" outer thread and internal Ø 50 mm				
White	00340	12	5.4	0.020
Beige	00340CL090	12	5.4	0.020
Light Grey	00340CL129	12	5.4	0.020
Anthracite Grey	00340CL144	12	5.4	0.020
To be glued Ø 63 mm PN 6 outer wall, Ø 50 mm inner				
White	20139	12	5.4	0.021



Complies with Standards
EN 16582-1
EN 16713-2

Pool floor nozzle with swivel joint



FOR CONCRETE POOLS

Swivel body in PVC. Cover in ABS. Adjuster screw in POM. Maximum flow rate of 10 m³/h. Fits to Ø 75 mm piping and wall conduit with code number 21248.

	Code	Standard Pack	Standard weight in kg	Standard volume in m ³
White	22353	24	4.1	0.022
Beige	22353CL090	24	4.1	0.022
Light Grey	22353CL129	24	4.1	0.022
Anthracite Grey	22353CL144	24	4.1	0.022



Complies with Standards
EN 16582-1
EN 16713-2

BCN03 pool floor nozzle



FOR LINER AND PREFABRICATED POOLS

Adjustable pool floor return inlet for liner pools. Designed to be glued to the inside of PN6 and PN10 piping. Made of white ABS, with self-tapping screws or with metal inserts. Plastic or stainless steel flange, depending on the model. Maximum flow rate: 9.5 m³/h.

	Code	Standard Pack	Standard weight in kg	Standard volume in m ³
PN6, with self-screw	28230	12	3.25	0.031
PN6, with inserts	28231	12	3.55	0.031
PN10, with inserts and stainless steel flange	28502	12	4.54	0.031



Complies with Standards
EN 16582-1
EN 16713-2

ABS NOZZLES

Pool floor nozzles



BCN03 adjustable pool floor nozzle



FOR LINER AND PREFABRICATED POOLS

Pool floor return inlet for liner pools. Thanks to the adjustable feature, its installation in the pool floor is made extremely easy as it can be fitted after the concrete has been laid with wall conduit 43590.



Complies with Standards
EN 16582-1
EN 16713-2

	Code	Standard Pack	Standard weight in kg	Standard volume in m ³
With plastic flange inserts	43586	12	2.04	0.033
Plastic self-tapping flange	43587	12	2.04	0.033
With stainless steel flange inserts	43588	12	2.04	0.033
Self-tapping stainless steel flange	43589	12	2.04	0.033

ABS NOZZLES

Nozzles for high flow rates



Return inlet/suction nozzle for high flow rates



FOR CONCRETE POOLS

Return inlet for large flow rates that can also be used as a suction nozzle. Maximum return flow rate of 30m³/h for a maximum flow rate speed of 4 m/s. Maximum suction flow rate of 5 m³/h for a maximum flow rate speed of 0.5 m/s. PVC body. Connection for Ø 75 or Ø 90mm pipe. Inlets can be installed into bushing 43590 (see page 139). Grille can be adjusted in any direction.



Complies with Standards
EN 16582-1
EN 16713-2

	Code	Standard Pack	Standard weight in kg	Standard volume in m ³
	41520	16	4.20	0.021



Return inlet/suction nozzle for high flow rates



FOR LINER AND PREFABRICATED POOLS

Return inlet for large flow rates that can also be used as a suction nozzle. Maximum suction flow rate of 30m³/h for a maximum flow rate speed of 4 m/s. Maximum suction flow rate of 5 m³/h for a maximum flow rate speed of 0.5 m/s. PVC body. Connection for Ø 75 or Ø 90 mm pipe. Inlets can be installed into bushing 43590 (see page 139). Grille can be adjusted in any direction.



Complies with Standards
EN 16582-1
EN 16713-2

	Code	Standard Pack	Standard weight in kg	Standard volume in m ³
Panel pools	41518	10	5.50	0.021
Prefabricated pools	41521	12	4.20	0.021


Suction nozzles

Suction nozzle



FOR CONCRETE POOLS

To be glued to Ø 63 mm and Ø 50 mm piping. Maximum pressure: 6 bar. Made of ABS. 1½" thread. Recommended for installation with wall conduits: code numbers 15661 and 15660.



	Code	Standard Pack	Standard weight in kg	Standard volume in m ³
Standard inlet - White	00300	24	3.62	0.020
Standard inlet - Beige	00300CL090	24	3.62	0.020
Standard inlet - Light Grey	00300CL129	24	3.62	0.020
Standard inlet - Anthracite Grey	00300CL144	24	3.62	0.020

Suction nozzle



FOR CONCRETE POOLS

Outer 2" thread, Ø 50 mm inner wall. Maximum pressure: 6 bar. Made of white ABS with 1½" threaded plug. Recommended for installation with wall conduits (codes 15658 and 15659).



	Code	Standard Pack	Standard weight in kg	Standard volume in m ³
Standard inlet - White	00301	24	3.8	0.020

Suction nozzle

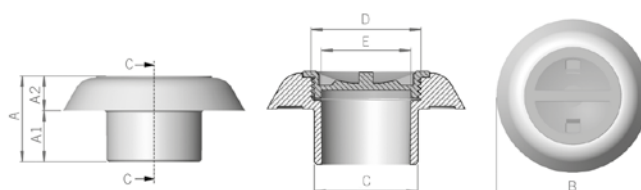


FOR CONCRETE POOLS

To be glued to a Ø 50 PN 10 pipe. Made of white ABS with 1½" threaded plug. For end connector 07958 and push fit connector 01393. Recommended for installation with wall conduits (codes 15658 and 15659).



	Code	Standard Pack	Standard weight in kg	Standard volume in m ³
Suction nozzle - White	24415	50	3.72	0.02



Suction nozzles



Complies with Standards
EN 16582-1
EN 16713-2



FOR LINER AND PREFABRICATED POOLS

2" outer thread, 1/2" inner thread. Made of white ABS.

	Code	Standard Pack	Standard weight in kg	Standard volume in m ³
Standard inlet	06484	30	4.3	0.021



Suction nozzle

FOR CONCRETE POOLS

To be glued to a Ø 63 mm pipe. Body and grille in ABS plastic, screws in stainless steel. Application on wall. Its characteristics make this nozzle particularly suitable for overflow channels. Maximum flow rate: 4.5 m³/h.

	Code	Standard Pack	Standard weight in kg	Standard volume in m ³
	00302	12	3.1	0.016



Complies with Standards
EN 16582-1
EN 16713-2



Suction nozzle for prefabricated pools

FOR LINER AND PREFABRICATED POOLS

Outer 2" thread, internal Ø 50 mm. Made of white ABS. Comes with plug, gaskets and screws. Recommended for installation with wall conduit 15663.

	Code	Standard Pack	Standard weight in kg	Standard volume in m ³
Standard return inlet				
White	00332	12	4.22	0.020
Beige	00332CL090	12	5.4	0.020
Light Grey	00332CL129	12	5.4	0.020
Anthracite Grey	00332CL144	12	5.4	0.020

Suction nozzles

Suction nozzle



FOR LINER AND PREFABRICATED POOLS

Outer 2" thread, Ø 50 mm inner wall. For prefabricated pools. Made of ABS. Comes with 1½" threaded plug.



Complies with Standards
EN 16582-1
EN 16713-2

	Code	Standard Pack	Standard weight in kg	Standard volume in m ³
White	00336	24	4.13	0.020
Beige	00336CL090	24	4.13	0.020
Light Grey	00336CL129	24	4.13	0.020
Anthracite Grey	00336CL144	24	4.13	0.020

Suction nozzle for liner pools



FOR LINER AND PREFABRICATED POOLS

Made of ABS. Comes with gaskets, flanges and screws. Connections: outer 2" thread and Ø 50 mm inner.



Complies with Standards
EN 16582-1
EN 16713-2

	Code	Standard Pack	Standard weight in kg	Standard volume in m ³
White	17382	20	6.0	0.020
Beige	17382CL090	20	6.0	0.020
Light Grey	17382CL129	20	6.0	0.020
Anthracite Grey	17382CL144	20	6.0	0.020

Suction nozzle for panel pools



FOR LINER AND PREFABRICATED POOLS

For installation in panel pools between 10 and 15 cm thick. Comes with gaskets. Connections: To be glued to Ø 50 mm piping and 1½" BSP thread.



Complies with Standards
EN 16582-1
EN 16713-2

	Code	Standard Pack	Standard weight in kg	Standard volume in m ³
	33092	8	3.35	0.021

Adjustable nozzles



Complies with Standards
EN 16582-1
EN 16713-2



Return inlet nozzle



FOR CONCRETE POOLS

In weatherproof, UV-resistant ABS. 3 adjustable positions. (100%, 65%, 35%). Maximum recommended flow rate compliant with standard EN 13451-1: 13.5 m³/h. Connection: outer Ø 63 mm wall.

Code	Standard Pack	Standard weight in kg	Standard volume in m ³
15863	24	3.4	0.020



Complies with Standards
EN 16582-1
EN 16713-2



Adjustable return inlet nozzle



FOR LINER AND PREFABRICATED POOLS

Comes with gaskets, flange and screws. 3 adjustable positions: (100%, 65%, 35%). Flow rate: 13.5 m³/h. Outer Ø 63 mm connection.

Code	Standard Pack	Standard weight in kg	Standard volume in m ³
15864	12	4.2	0.02



Adjustable air impulsion inlet nozzle



FOR LINER AND PREFABRICATED POOLS

For air distribution by means of the blowers. Maximum flow rate 18 m³/h.

Code	Standard Pack	Standard weight in kg	Standard volume in m ³
49818	12	4.24	0.021

Lateral nozzles

Lateral nozzle

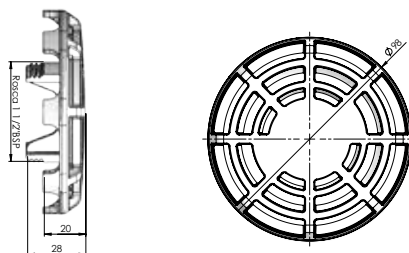


FOR POLYESTER POOLS

Suction nozzle specially designed for polyester pools. Nozzle that should be installed in the wall of the pool in the deepest area of the pool. Installation with 2" thread, gasket and nut. Made of ABS. Flow rate : 6m³/h.



	Code	Standard Pack	Standard weight in kg	Standard volume in m ³
White	74121	24	4.5	0.021
Beige	74121CL090	24	4.5	0.021
Light Grey	74121CL129	24	4.5	0.021
Anthracite grey	74121CL144	24	4.5	0.021



Hydromassage kits

Hydromassage kit



FOR CONCRETE POOLS

Made up of a return inlet and wall conduit fitted with an air inlet and a venturi. Two wall conduit lengths available. Ø 50 mm water connection pipe and Ø 20 mm air suction pipe.



	Code	Standard Pack	Standard weight in kg	Standard volume in m ³
Hydromassage kit for concrete pools:				
Length of wall conduit 190 mm				
White	32113	12	3.5	0.021
Length of wall conduit 280 mm				
White	32370	12	3.6	0.021
Hydromassage kit for concrete pools with a liner:				
Length of wall conduit 190 mm				
White	31443	12	3.5	0.021
Length of wall conduit 275 mm				
White	32371	8	3.5	0.021

Hydromassage kits



Hydromassage kit



FOR LINER AND PREFABRICATED POOLS

Made up of a return inlet and wall conduit fitted with an air inlet and a venturi. Two wall conduit lengths available. Ø 50 mm water connection pipe and Ø 20 mm air suction pipe.

	Code	Standard Pack	Standard weight in kg	Standard volume in m ³
Hydromassage kit for prefabricated polyester pools:				
Length of wall conduit 190 mm				
White	32114	12	3.5	0.021
Length of wall conduit 275 mm				
White	32384	10	3.4	0.021
Hydromassage kit for prefabricated pools with liner:				
Length of wall conduit 190 mm				
White	32115	12	3.5	0.021
Length of wall conduit 275 mm				
White	32385	8	3.5	0.021

Accessories for ABS nozzles



Wall conduit for pool floor return

inlet nozzle with swivel joint (Net'n'Clean reduction piping)



DESCRIPTION

Diameter of the piping adjusted to glue in inlet 22353. Connection to piping for Ø 50 mm inner wall and Ø 63 mm outer wall.

	Code	Standard Pack	Standard weight in kg	Standard volume in m ³
	21248	12	7.3	0.032

Accessories for ABS nozzles



Ø 90 mm wall conduit



DESCRIPTION

PVC wall conduit. Cutting area of 120 mm for fitting it to the pool wall or floor. Ø 63 or Ø 75 connection, as required.

For inlets:

BCN 03: 43586 - 43587 - 43588 - 43589

Return inlet/suction nozzle for high flow rates: 41518 - 41520 - 41521

	Code	Standard Pack	Standard weight in kg	Standard volume in m ³
Ø 90/Ø 63-Ø 75 mm wall conduit	43590	9	7.3	0.033



Double gasket kit



FOR LINER AND PREFABRICATED POOLS

Kit made up of a double gasket and the screws necessary for the installation of nozzles in panel pools. Made of TPE, the kit enables the installation of various accessories in pool shells and protects the panelling from coming into contact with water. Easy to install. Prevents corrosion of the panelling in the area that has been die cut.

We recommend to place this Kit on panel pools of metal sheet in nozzles 00330; 00332; 17382; 17383 and 56499.

	Code	Standard Pack	Standard weight in kg	Standard volume in m ³
Inserts for nozzles	43455-0500	80	-	0.035

STYLE nozzles

STYLE return inlet nozzle



FOR CONCRETE POOLS

Range of return inlet nozzles manufactured in full SS AISI-316L suitable with concrete and prefabricated pools (together with liner kit).

These inlet nozzles can be installed in any bushing with 1-1/2" BSP thread.

Compatible with the interchangeable equipment.

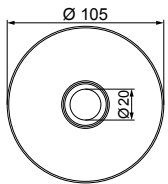
Recommended flow rate for a max of 4 m/s:

- Ø20 mm: 4.5 m³/h *According with EN standards if installed at a maximum of 500mm below pool water level
- Ø25 mm: 7 m³/h
- 4 x Ø7.8 mm: 2.9 m³/h

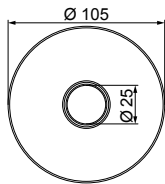


Complies with Standards
EN 16582-1
EN 16713-2

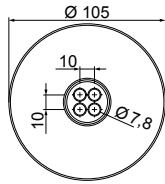
	Code	Standard Pack	Standard weight in kg	Standard volume in m ³
Round - Ball 20mm - L35mm	75164	1	0.325	0.001
Round - Ball 20mm - L50mm	75165	1	0.415	0.001
Round - Ball 25mm - L35mm	75166	1	0.295	0.001
Round - Ball 25mm - L50mm	75167	1	0.385	0.001
Round Ball 4 x 7.8mm - L35mm	75168	1	0.305	0.001
Round Ball 4 x 7.8mm - L50mm	75169	1	0.395	0.001
Square - Ball 20mm - L35mm	75170	1	0.325	0.001
Square - Ball 20mm - L50mm	75171	1	0.415	0.001
Square - Ball 25mm - L35mm	75172	1	0.295	0.001
Square - Ball 25mm - L50mm	75173	1	0.385	0.001
Square - Ball 4 x 7.8mm - L35mm	75174	1	0.305	0.001
Square - Ball 4 x 7.8mm - L50mm	75175	1	0.395	0.001



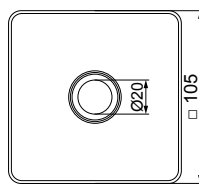
75164 (L35mm)



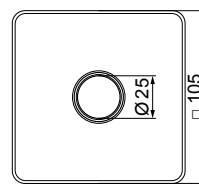
75166 (L35mm)



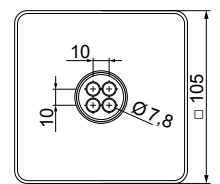
75168 (L35mm)



75170 (L35mm)



75172 (L35mm)



75174 (L35mm)

STAINLESS STEEL NOZZLES

STYLE nozzles



Complies with Standards
EN 16582-1 EN 16713-2

STYLE suction nozzle



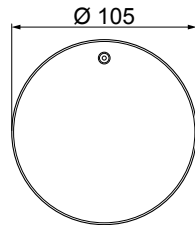
FOR CONCRETE POOLS

Range of suction inlet nozzles manufactured in full SS AISI-316L suitable with concrete and prefabricated pools (together with liner kit). These inlet nozzles can be installed in any bushing with 1-1/2" BSP thread. With cover.


Compatible with the interchangeable equipment.

Pushing-fit connection 05684 required (see page 388).

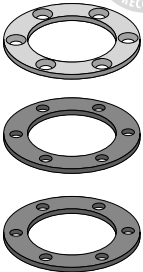
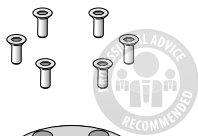
	Code	Standard Pack	Standard weight in kg	Standard volume in m ³
Round - L35mm	75176	1	0.34	0.001
Square - L35mm	75177	1	0.35	0.001



75176



75177



Complies with Standards
EN 16582-1 EN 16713-2

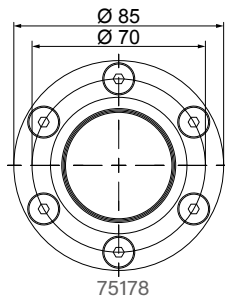
STYLE liner adaptors



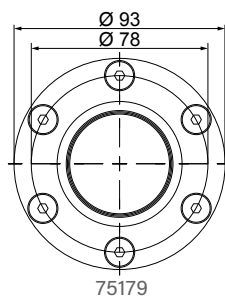
FOR LINER POOLS

For use only with nozzles with connection length 35mm.

	Code	Standard Pack	Standard weight in kg	Standard volume in m ³
Liner adaptor	75178	1	0.115	0.001
Liner adaptor for interchangeable	75179	1	0.120	0.001



75178



75179



LINER APPLICATIONS

Return inlet nozzles



Return inlet nozzle with Ø 20 mm ball



FOR CONCRETE POOLS

1½" external thread. Manufactured in AISI-316L stainless steel. Maximum recommended flow of 4.5 m³/hour according to EN 16582-1 and EN 16713-2 standards if installed at a maximum of 500 mm below pool water level. Ø 20mm ball.



Complies with Standards
EN 16582-1
EN 16713-2

	Code	Standard Pack	Standard weight in kg	Standard volume in m³
Length 35 mm	32994	1	0.3	0.001
Length 50 mm	16325	1	0.3	0.001
Length 70 mm	16326	1	0.5	0.001



Return inlet nozzle with Ø20 ball for liner pool



FOR LINER AND PREFABRICATED POOLS

1½" external thread. Manufactured in AISI-316L stainless steel. Ø 20 mm ball. Comes with gaskets and screws. Maximum recommended flow of 4.5 m³/hour according to EN 16582-1 and EN16713-2 standards if installed at a maximum of 500 mm below pool water level.



Complies with Standards
EN 16582-1
EN 16713-2

	Code	Standard Pack	Standard weight in kg	Standard volume in m³
	16327	1	0.5	0.001



Brushing return inlet nozzle with Ø20 ball for liner pool



FOR LINER AND PREFABRICATED POOLS

Manufactured in AISI-316L stainless steel. Fits to 00344 and 00345 bushings and adapts to converter 26171. Comes with gaskets and screws. Install at a maximum of 500 mm below water level. Ball fitted using screws. Recommended flow rate: 4.5 m³/h.



Complies with Standards
EN 16582-1
EN 16713-2

	Code	Standard Pack	Standard weight in kg	Standard volume in m³
	16331	1	0.3	0.001

Return inlet nozzles

Return inlet nozzle with Ø 25 mm ball



FOR CONCRETE POOLS

1½" external thread. Manufactured in AISI-316L stainless steel. Maximum recommended flow according to EN 13451-3 standard: 7 m³/h. Ø 25 mm ball.



Complies with Standard
EN 13451-3



Complies with Standards
EN 16582-1
EN 16713-2

	Code	Standard Pack	Standard weight in kg	Standard volume in m³
Length 35 mm	69874	1	0.3	0.001
Length 50 mm	69875	1	0.3	0.001
Length 70 mm	69876	1	0.5	0.001

Return inlet nozzle

with Ø25 ball for liner pool



FOR LINER AND PREFABRICATED POOLS

1½" external thread. Manufactured in AISI-316L stainless steel. Ø 25 mm ball. Comes with gaskets and screws. Recommended flow rate: 7 m³/h.



Complies with Standard
EN 13451-3



Complies with Standards
EN 16582-1
EN 16713-2

	Code	Standard Pack	Standard weight in kg	Standard volume in m³
	69877	1	0.5	0.001

Bushing return inlet nozzle

with Ø25 ball for liner pool



FOR LINER AND PREFABRICATED POOLS

Manufactured in AISI-316L stainless steel. Fits to 00344 and 00345 bushings and adapts to converter 26171. Comes with gaskets and screws. Ball fitted using screws. Recommended flow rate: 7 m³/h.



Complies with Standard
EN 13451-3



Complies with Standards
EN 16582-1
EN 16713-2

	Code	Standard Pack	Standard weight in kg	Standard volume in m³
	69878	1	0.3	0.001

STAINLESS STEEL NOZZLES

Adjustable nozzles



Adjustable return inlet nozzle



FOR CONCRETE POOLS

Manufactured in chrome-plated brass. Grille in AISI-304L stainless steel.



Complies with Standard
EN 13451-1-3



Complies with Standards
EN 16582-1
EN 16713-2

	Code	Standard Pack	Standard weight in kg	Standard volume in m ³
Max. flow rate: 21 m ³ /h 2" inner thread	00312	12	7.0	0.013
Max. flow rate: 40 m ³ /h 3" inner thread	00313	6	10.0	0.014



Adjustable pool floor return inlet nozzle



DESCRIPTION

2" external thread. Made of AISI-316L stainless steel. Can be fitted in concrete and prefabricated pools. The water flow can be adjusted by loosening or tightening the central screw. Max. recommended flow rate compliant with standard EN 13451-3: 14 m³/h.



Complies with Standard
EN 13451-1-3



Complies with Standards
EN 16582-1
EN 16713-2

	Code	Standard Pack	Standard weight in kg	Standard volume in m ³
	15839	1	0.9	0.002

STAINLESS STEEL NOZZLES

Suction nozzles

Suction nozzle



FOR CONCRETE POOLS

1½" external thread. Manufactured in AISI-316L stainless steel. Push-fit connection 05684 required (see page 388).



Complies with Standard
EN 13451-1-3



Complies with Standards
EN 16582-1
EN 16713-2

	Code	Standard Pack	Standard weight in kg	Standard volume in m ³
Length 50 mm	16328	1	0.2	0.001
Length with cover: 50 mm	21644	1	0.3	0.001

Suction nozzle with sliding cover



FOR CONCRETE POOLS

Manufactured in chrome-plated brass. Faceplate in AISI-304L stainless steel. Pressure connection, 2" internal thread. Sleeve 01392 is needed (see page 388), couples to hose.



Complies with Standard
EN 13451-1-3



Complies with Standards
EN 16582-1
EN 16713-2

	Code	Standard Pack	Standard weight in kg	Standard volume in m ³
	00315	12	8.0	0.008

STAINLESS STEEL NOZZLES

Suction nozzles



Suction nozzle with threaded cover



FOR CONCRETE POOLS

Made of chrome plated brass. Screws into 2" inner thread (01395 coupling is required for hose).



Complies with Standard EN 13451-1-3



Complies with Standards EN 16582-1 EN 16713-2

Code	Standard Pack	Standard weight in kg	Standard volume in m ³
00317	12	10.0	0.012

Suction nozzle for liner pools



FOR LINER AND PREFABRICATED POOLS

In AISI-316L stainless steel. Comes with sealing gaskets, flange and screws. With 1/2" outer thread. Push-fit connection 06584 is needed.



Complies with Standard EN 13451-1-3



Complies with Standards EN 16582-1 EN 16713-2

Code	Standard Pack	Standard weight in kg	Standard volume in m ³
16330	1	0.5	0.001

STAINLESS STEEL NOZZLES

Adapter

Adapter for pool wall conduits



DESCRIPTION

1/2" external thread. Manufactured in AISI-316L stainless steel. For adapting concrete pool bushings to prefabricated pool ones. Must be used with stainless steel inlet 16331, 69878.



Complies with Standard EN 13451-1-3



Complies with Standards EN 16582-1 EN 16713-2

Code	Standard Pack	Standard weight in kg	Standard volume in m ³
26171	1	0.2	0.001

STAINLESS STEEL NOZZLES

Stainless Steel nozzles accessories



69172



74525

Embellisher for inlets in stainless steel



DESCRIPTION

AISI-316L embellishers for ABS inlets. Includes flange, screws and gaskets.

	Code	Standard Pack	Standard weight in kg	Standard volume in m ³
Compatible with:				
ABS return inlet items 00330 and 56499	69171	1	0.31	0.001
ABS suction inlet item 00332	69172	1	0.41	0.001
ABS return inlet code 56499 and 00330	74525	1	0.38	0.001

CONNECTION BOXES

Connection boxes



75971

75971CL090

75971CL129

75971CL144

UNIK connection box



DESCRIPTION

Manufactured in ABS, with a cover designed to be integrated in the pool surroundings.

Compatible to install in a Ø50 tube or hose.

The connection system is M-25 on the inside, which allows to manipulate it after its installation. The internal connection is with a M-25 cable gland and the external connection is 3/4 BSP.

	Code	Standard Pack	Standard weight in kg	Standard volume in m ³
White	75971	8	4.65	0 030
Beige	75971CL090	8	4.65	0 030
Light Grey	75971CL129	8	4.65	0 030
Anthracite	75971CL144	8	4.65	0 030



75972

75972CL090

75972CL129

75972CL144

Connection box



DESCRIPTION

Manufactured in ABS.

Compatible to install in a Ø50 tube or hose.

The connection system is M-25 on the inside, which allows to manipulate it after its installation. The internal connection is with a M-25 cable gland and the external connection is 3/4 BSP.

	Code	Standard Pack	Standard weight in kg	Standard volume in m ³
White	75972	8	3.8	0 030
Beige	75972CL090	8	3.8	0 030
Light Grey	75972CL129	8	3.8	0 030
Anthracite	75972CL144	8	3.8	0 030

Interchangeable pool basin equipment

Interchangeable pool basin equipment



FOR LINER AND PREFABRICATED POOLS

Bushing, return inlet, suction nozzle, flange assembly to be installed in concrete, prefabricated and liner pools. The measurements of each item make it possible to interchange them with the stainless steel sets. The inlets can be installed in any bushing with a 1½" BSP thread. There is a flange set to install the inlets in pools with a liner. All items mainly made in plastic (ABS), except screws and gaskets. Each item can be assembled with the stainless steel sets. Interchangeable stainless steel/plastic codes.

	Code	Standard Pack	Standard weight in kg	Standard volume in m³
S. S. interchangeable return inlet	49758	1	0.33	0.021
ABS interchangeable return inlet				
White	49754	50 u	4.84	0.021
Beige	49754CL090	50 u	4.84	0.021
Light grey	49754CL129	50 u	4.84	0.021
Anthracite grey	49754CL144	50 u	4.84	0.021
ABS interchangeable return inlet circular vent	52681	50	4.84	0.021
Stainless Steel interchangeable suction nozzle	49759	1	0.16	0.021
Kit Base and nut - Connection to the base Ø50 mm, 2 "nut	74179	24 u	4.61	0.021
ABS interchangeable suction nozzle				
White	72672	50 u	4.84	0.021
Beige	72672CL090	50 u	4.84	0.021
Light grey	72672CL129	50 u	4.84	0.021
Anthracite grey	72672CL144	50 u	4.84	0.021
S. S. interchangeable flange inlet set	49760	1	0.16	0.021
ABS interchangeable flange inlet set	49756	50 u	4.84	0.021
Interchangeable bushing inlet set S. S. for threading	49761	1	0.70	0.021
Interchangeable bushing inlet set ABS for threading	49757	9	2.93	0.021
Interchangeable bushing inlet set ABS for gluing	49832	9	2.93	0.021

					
		Return nozzle	Suction nozzle	Flange	Wall conduits
Stainless Steel	-	49758	49759	49760	49761
ABS	74179	49754 52681*	72672	49756	49757 49832**

* Circular vent ** To glue

ABS wall bushings

Wall conduits in ABS



FOR CONCRETE POOLS

Range of 300 mm long conduits for Ø 2" inlets and Multiflow that can be cut to different lengths, depending on the thickness of the pool wall. Made of ABS. The ribs of the end plates have holes for fitting the wall conduit to the pool structure, which makes assembly straightforward.



	Code	Standard Pack	Standard weight in kg	Standard volume in m ³
Wall conduit in ABS with 2" rear male thread and Ø 50 mm smooth inner wall				
2" front female thread nozzles	15658	15	4.3	0.040
Smooth Ø 59.3 mm front connection for nozzles to be glued to Ø 63 mm piping, 6-bar piping and MINI projector (33684)				
	15661	15	4.2	0.040
Wall conduit in ABS with smooth Ø 63 mm rear connection and smooth Ø 50 mm inner wall				
2" front female thread nozzles	15659	15	4.2	0.040
Smooth Ø 59.3 mm front connection for nozzles to be glued to Ø 63 mm piping, 6-bar piping and MINI projector (33684)				
	15660	15	5.6	0.040

Wall conduits in ABS



FOR LINER AND PREFABRICATED POOLS

Range of 300 mm long conduits for Ø 2" inlets and Multiflow that can be cut to different lengths, depending on the thickness of the pool wall. Made of ABS. The ribs of the end plates have holes for fitting the wall conduit to the pool structure, which makes assembly straightforward. The inlet's end plate ensures that it fits flush to the pool wall so that the liner remains flat against the wall and does not swell. This system is aesthetically pleasing as only the face plate can be seen.



	Code	Standard Pack	Standard weight in kg	Standard volume in m ³
Wall conduit with 2" rear male thread and Ø 50 mm smooth inner wall				
2" front female thread for nozzles with 2" male thread	15663	12	4.0	0.040
2" front female thread for nozzle with code number 06498 only				
	15664	14	4.2	0.040
Wall conduit with smooth Ø 63 mm rear connection and smooth Ø 50 mm inner wall				
2" front female thread for nozzles with 2" male thread	15662	12	5.0	0.040
2" front female thread for nozzle 06498 only				
	15665	14	5.4	0.040

WALL BUSHINGS

PVC wall bushings



Wall conduits in PVC



FOR ALL TYPES OF POOLS

	Code	Standard Pack	Standard weight in kg	Standard volume in m ³
Wall conduit in Grey PVC. 150 mm long 2" outer thread + Ø 50 mm inner, 2" inner thread	00322	40	8.2	0.040
Wall conduit in Grey PVC. 300 mm long 2" female and male thread connection 2" rear male thread pipe connection or smooth inner wall for MINI projector (33684)	00323	20	8.9	0.040
2" outer thread + Ø 50 mm inner, 1½" inner thread	00324	20	8.5	0.040
2" outer thread + Ø 50 mm inner wall, Ø 50 mm inner wall specially for nozzles 00289, 07957, 00304, 00305 and 00306	00325	20	8.4	0.040
	00326	20	8.4	0.040

WALL BUSHINGS

Stainless Steel wall bushings



Wall conduits in Stainless Steel



FOR CONCRETE POOLS



Wall conduit in AISI-304L S.S. Both ends with 1½" inner thread. With earth connection.

	Code	Standard Pack	Standard weight in kg	Standard volume in m ³
Length 240 mm	00327	1	0.7	0.003
Length 340 mm	00328	1	0.8	0.005



Wall conduits in Stainless Steel



FOR LINER AND PREFABRICATED POOLS



Made in stainless steel. AISI-304L. Both ends have a 1½" female thread. With an equipotential outlet. For inlet 16331 (see page 143).

	Code	Standard Pack	Standard weight in kg	Standard volume in m ³
Length 240 mm	00344	1	0.7	0.003
Length 340 mm	00345	1	0.9	0.005

Pool shell equipment packs

Pool shell equipment packs



DESCRIPTION

Pack made up of: 2 skimmers, 3 multiflow return inlets, 1 suction nozzle, 1 round main drain.

	Code	Standard Pack	Standard weight in kg	Standard volume in m ³
Pack for concrete pools	74349	1	5.20	0.074
Pack for liner pools	74350	1	10.78	0.158

Pack for concrete pools Contains the following products:				
	00249 x 2	56379 x 1	24413 x 3	24415 x 1
Pack for liner pools Contains the following products:				
	01464 x 2	56382 x 1	00330 x 3	00332 x 1

ACCESSORIES

Winter accessories

Winter plugs



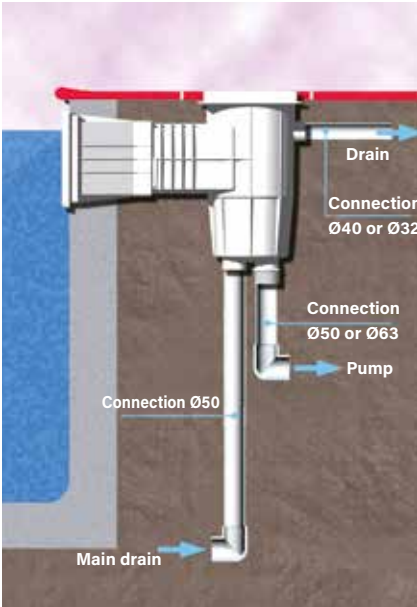
FOR ALL TYPES OF POOLS

	Code	Standard Pack	Standard weight in kg	Standard volume in m ³
For protect from freezing				
For covering 1½" inlets	53849	-	-	-
For covering 2" inlets	06212	-	-	-

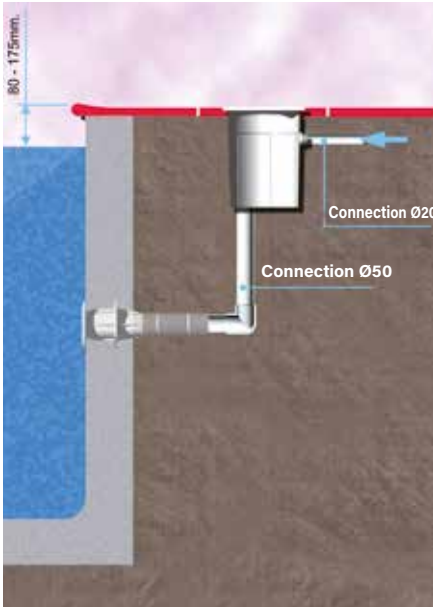
Installation diagrams

INSTALLATION DIAGRAMS

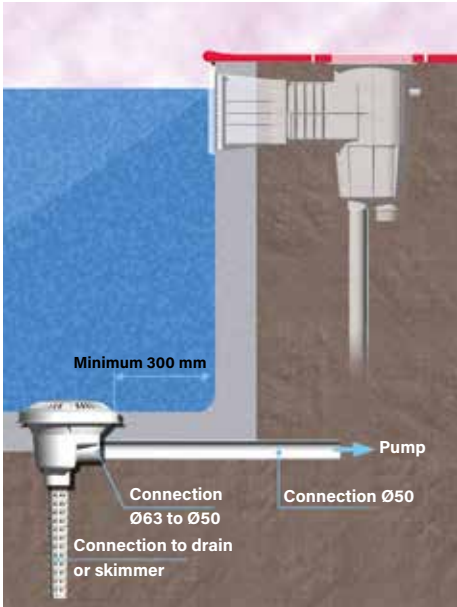
Skimmer installation



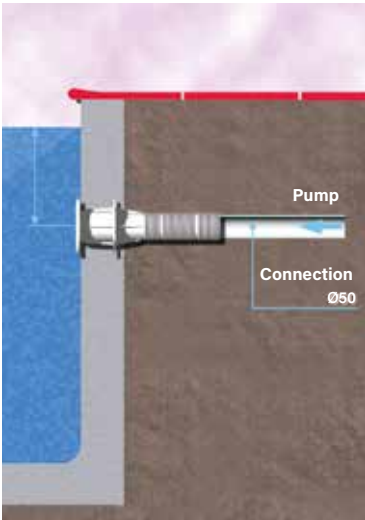
Water level regulator installation



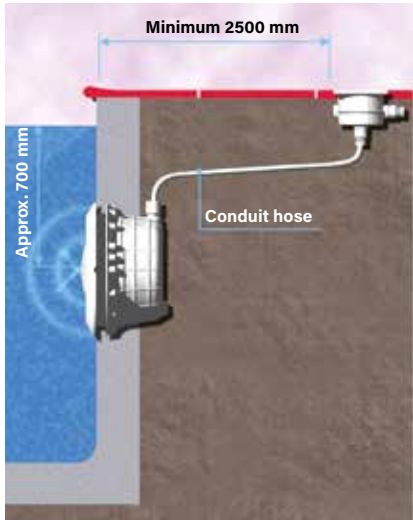
Main drain installation



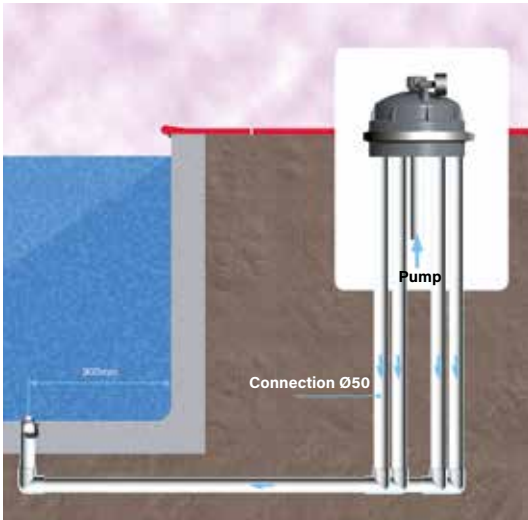
Nozzle installation



Underwater installation



Net'n'Clean valve installation

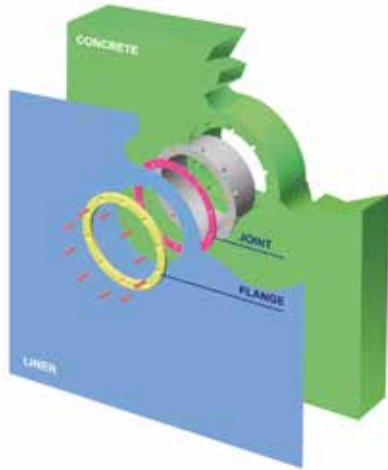


Installation diagrams

INSTALLATION DIAGRAMS

CONCRETE POOLS:

Concrete / liner

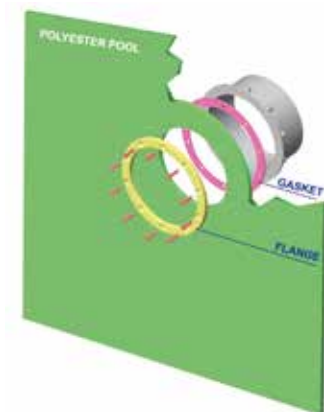


Concrete

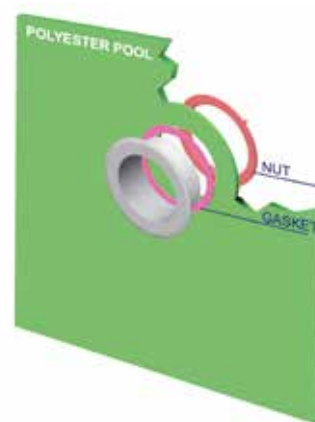


FIBREGLASS POOLS:

Fibreglass

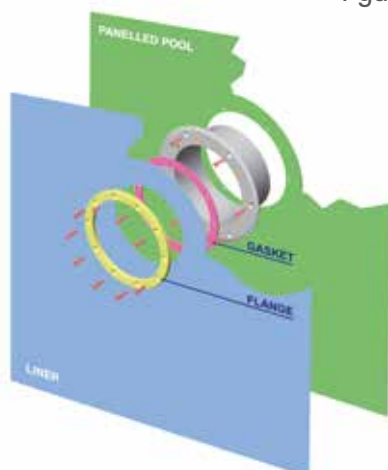


Threaded fibreglass

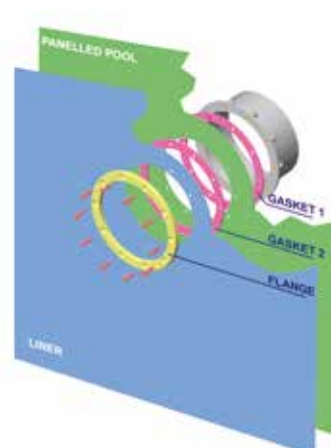



PANEL POOLS:

1 gasket



2 gaskets





FILTRATION



156	FILTER FEATURES AND SELECTION	170	HIGH-PERFORMANCE LAMINATED SAND FILTERS
		170	Norma filter
158	DIATOMACEOUS FILTERS	171	Delta 1200 & Delta 1000 filters
158	Clarity filter	174	Artic Plus & Artic filters
158	Diatomaceous earth	176	Aster high performance filters
159	NANOFIBER FILTER	177	BOBBIN-WOUND SAND FILTERS
		177	Berlin filter
160	CARTRIDGE FILTERS	178	MONOBLOCKS
160	Viron cartridge filter	178	Galactic
161	PRE-FILTERS	179	SkyPool
161	Hydrospin & Hydrospin Compact	180	COMPACTS WITH INTERIOR INSTALLATION
162	OC-1 FILTERS	180	Ramses in-ground compact
162	Aster OC-1 filter	181	Ramses Up above ground compact
163	INJECTION MOULDED SAND FILTERS	181	COMPACTS WITHOUT INTERIOR INSTALLATION
163	Cantabric filter	182	MULTIPORT VALVES
164	BLOW-MOULDED SAND FILTERS	189	FILTRATION MEDIA AND ACCESSORIES
164	Millennium filter		
165	LAMINATED SAND FILTERS		
165	Atlas filter		
166	Europe Pro - Pro Long filters		
167	RapidPool filter		
168	Aster filter		
169	Vesubio filter		



192	FILTRATION RANGE
193	Cartridge filter - CS
195	Sand filter - MS
197	Filtering media - Crystal Clear

FILTER SELECTION GUIDE

HOW DO YOU SELECT THE FILTER THAT YOU NEED?

A key factor in cleaning pool water is its passage through the filter. This process works in a fully closed circuit. The quality and type of filter are therefore two decisive aspects so that when the water circulates through the system it comes out completely clear.

A filter should be selected based on the following criteria:

1. Type of filter medium. This is a basic decision for setting the level of water clarity, characteristics of use and maintenance.

2. Tank manufacture technology.

This directly affects its resistance, durability and quality of finish.

3. Flow rate (m³/h). Set according to the volume and recirculation time of each pool. Ensure that this matches the recommended flow rate when selecting the pump.

4. Features and added extras.

Remember to always check the space available in your facility to both access and run the filter once selected.



Aster Filter

THERE ARE 3 MAIN TYPES OF FILTER

DIATOMACEOUS EARTH FILTERS

Filtration method that delivers maximum filtration fineness. However, this system requires more time for maintenance.

- Excellent filtration quality
- Compact solution
- Expert installation and maintenance

CARTRIDGE FILTERS

One or more cartridges are used to deliver a high level of filtration fineness. This is also the ideal solution when there are restrictions on space, water consumption and water for filter backwashing.

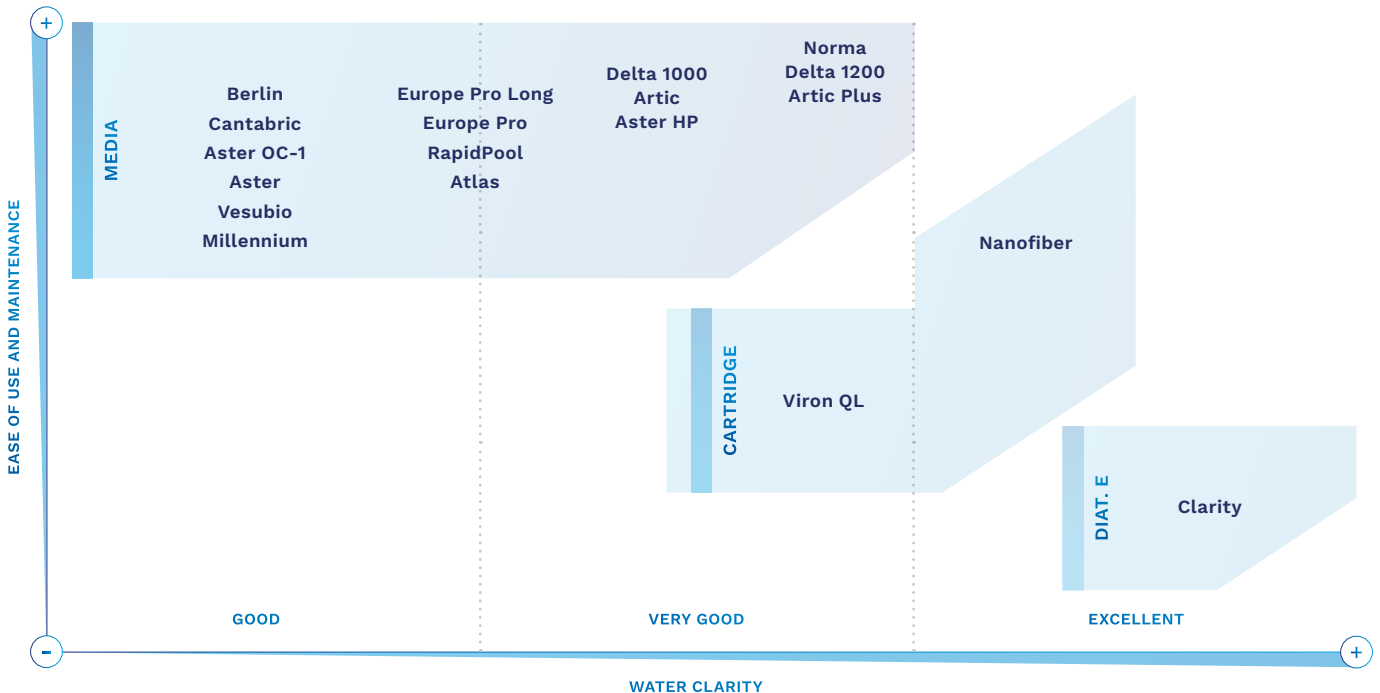
- Very good filtration quality
- Low water consumption
- Compact solution

MEDIA FILTERS

Commonly called **sand filters**, as this is the most widely used filter medium in this type of filter. Other media can be used, such as glass and anthracite, which optimize their performance.

To obtain maximum filtration quality and performance, use filters with the highest filter bed, several layers of filter media and a low filtration speed.

- Robust technology with a great capacity for recovering unkempt water
- Easy to use and maintain
- Value for money



FILTER FEATURES AND SELECTION

FILTER		TANK	PRODUCT FEATURES							
		Material and technology	Rob. & durab.*	Flow m ³ /h	Diameter	Filtration quality	Connections	Warranty (t/c)**	Other	
DIAT. E		Clarity	Polyester + FG Laminated	5	11-27	610	5	1½"-2" Lateral	2/2	Excellent filtration quality. Durability and reliability of body and components.
	CARTRIDGE		Nanofiber	Injection-molded thermoplastic	3	10-18	402	5	2" Lateral	5/2
		Viron QL	Injection-molded thermoplastic	3	< 30	690	4	D50	5/2	Multi-cartridge filter. Long period between each cleaning of cartridges.
BED OF MEDIA		Cantabric	Injection-molded thermoplastic	4	6-30	400-900	2	1½"-2½" Lateral/ Top	10/2	A flagship in filtration for residential pools. High quality and design for good performance over time.
		Berlin	Polyester + FG Bobbin-wound	6	9-56	500-1,200	2	1½"-D90 Lateral	2/2	Extraordinary reliability and durability due to its dual-layer body. Large cover in diameter to facilitate access.
		Norma	Polyester + FG Laminated	5	10-34	650-1,200	4	D75-D140 Lateral	2/2	High performance in residential pools. Filter bed height of 1.2 m. Wide range of added extras and accessories.
		Delta 1200	Polyester + FG Laminated	5	13-45	650-1,200	4	1½"-D90 Lateral	2/2	High performance in residential pools. Filter bed height of 1.2 m. Wide range of added extras and accessories.
		Artic Plus	Polyester + FG Laminated	5	16-56	650-1,200	4	1½"-4" Lateral	2/2	High performance in residential pools. Filter bed height of 1.2 m. Wide range of added extras and accessories.
		Delta 1000	Polyester + FG Laminated	5	8-45	500-1,200	4	1½"-D90 Lateral	2/2	High performance in residential pools. Filter bed height of 1.0m. Wide range of added extras and accessories.
		Artic	Polyester + FG Laminated	5	9-56	500-1,200	4	1½"-4" Lateral	2/2	High performance in residential pools. Filter bed height of 1.0m. Wide range of added extras and accessories.
		Aster HP	Polyester + FG Laminated	5	9-31	500-900	4	1½"-2½" Lateral	2/2	Filter bed height of 0.8 m in all models with collector arms. Filter bed height of 0.6m in all models with nozzle plates.
		Atlas	Polyester + FG Laminated	6	9-30	500-900	3	1½"-2½" Lateral	10/2	Top quality and features in its category. Filter designed for the most exacting professionals.
		Europe Pro Long	Polyester + FG Laminated	5	9-30	500-900	3	1½"-2½" Lateral	2/2	Easy to access thanks to its large cover in diameter. Transparent or polyester cover as options.
		Europe Pro	Polyester + FG Laminated	5	9-30	500-900	3	1½"-2½" Lateral	2/2	Easy to access thanks to its large cover in diameter. Transparent or polyester cover as options.
		RapidPool	Polyester + FG Laminated	5	6-24	400-800	5	1½"-2" Lateral	2/2	Rapid access cover. No need for tools to access inside.
		Aster	Polyester + FG Laminated	5	5-31	350-900	2	1½"-2½" Lateral/ Top	2/2	A classic in AstralPool's filtration with the widest range of choices. Robustness, user friendliness and reliability all in one.
		Aster OC-1	Polyester + FG Laminated	5	8-32	450-900	2	1½"-2½" Lateral	2/2	Filter specially designed for the cutting-edge medium, OC-1. Saves energy, water and time spent on maintenance.
		Vesubio	Polyester + FG Laminated	5	8-32	450-900	2	1½"-2½" Lateral/ Top	2/2	Excellent value for money in its category. A laminated filter suitable for any size of pool.
		Millennium	Blow-molded thermoplastic	2	6-17	380-660	2	1½" Lateral/ Top	2/2	Magnificent finish and resistance in the category of blow-molded filters. Cover all your filtration requirements with the Millennium monobloc.

• All media filters in this table can work equally with sand or glass, except for the Aster OC-1 range.
 • Performance based on internal tests and comparisons.

* Robustness and durability
 ** Warranty for tank / components

Clarity filter



Complies with Standard
EN 16713-01

DESCRIPTION

Made in polyester and fibreglass. Supplied with pressure gauge, air vent and side mounted multiport valve. Filtration velocity 4.9 m³/h/m².

	Code	Standard Pack	Standard weight in kg	Standard volume in m ³
Filters Ø 600 mm				
11000 l/h Outlet 1½" Model DE-24	11619	1	34.0	0.410
16400 l/h Outlet 1½" Model DE-36	11620	1	39.0	0.460
21800 l/h Outlet 2" Model DE-48	11621	1	44.0	0.550
27300 l/h Outlet 2" Model DE-60	11622	1	48.0	0.610

Multiport valve for Clarity filter



DESCRIPTION

This valve is valid only for the diatomaceous earth filter "Clarity".

	Code	Standard Pack	Standard weight in kg	Standard volume in m ³
Multiport valve with filter connections (config. 2)				
For D.E. filter 1½"	15385	6	15.5	0.079
For D.E. filter 2"	15389	6	22.7	0.158

Diatomaceous earth



DESCRIPTION

	Code	Standard Pack	Standard weight in kg	Standard volume in m ³
Celatom FW-60. 20 Kgs bag	03247	1	20	0.60
Celite 545. 23 Kgs bag	03246	1	23	0.60

NANOFIBER FILTER

Nanofiber filter



Complies with Standard EN 16713-01



Auto versions can be connected to a 07444 manual valve, or a 70769 automatic valve



DESCRIPTION

Filter for residential pools up to 90m³ characterised by its high-quality filtration: 5-8 microns, self-cleaning function, small size. The NanoFiber filter uses an innovative material that delivers better quality filtration due to its network of nanofibers.

- Easy to use
- Reliable
- Lower water consumption
- Higher water filtration quality
- Compact
- Easy to clean
- Dirt slow to build up without limescale
- Compatible with current filter systems on the market
- Replacement filtration media

	Code	Standard Pack	Standard weight in kg	Standard volume in m ³
NanoFiber Auto 150 filter (10 m ³ /h)	67355-0100	1	10.68	0.116
NanoFiber Auto 180 filter (14 m ³ /h)	67356-0100	1	10.68	0.116
NanoFiber Auto 200 filter (18 m ³ /h)	67357-0100	1	10.68	0.116
Auto adaptor kit	67509	1	3.68	0.027
Replacement filtration media				
NanoFiber 150 filter (10 m ³ /h)	64837-0100	1	9.68	0.093
NanoFiber 180 filter (14 m ³ /h)	64838-0100	1	9.68	0.093
NanoFiber 200 filter (18 m ³ /h)	64839-0100	1	9.68	0.093
For Nanofiber 150	65383	1	1.58	0.022
For Nanofiber 180	65384	1	1.58	0.022
For Nanofiber 200	65385	1	1.58	0.022

TECHNICAL FEATURES

Model	Filtration surface area (m ²)	Flow rate (m ³ /h)	Max. pool volume (m ³)
NanoFiber 150	4,5	10	70
NanoFiber 180	5,2	14	80
NanoFiber 200	6,0	18	90

Handles
Easier to open and transport

Flow rate range
From 10 to 18 m³/h

Maximum temperature
40°C

Connections
2"



Pressure gauge
Max. pressure 2.5 bar

Tinted plastic
easy to check the level of dirt in the water

Filtration quality
Up to 5-8 microns (μ)

Functions:
Filtration and backwashing

Viron cartridge filter



Complies with Standard EN 16713-01

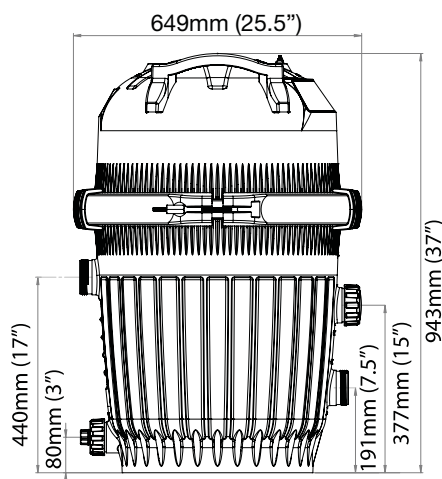
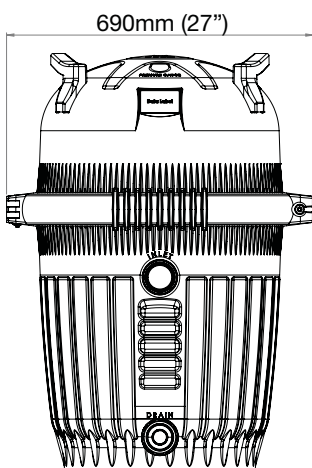
DESCRIPTION

- Manufactured in injection-moulded plastic and suitable for high-pressure applications.
- Easy-access closing system, filtration surfaces of 39m² or 50m² enabling prolonged intervals between each cleaning operation or cartridge replacement.
- Includes water purge, oil pressure gauge and connection accessories.
- 5-year guarantee on the tank.
- Complies with filtration requirements as per standard EN 16713-1.

	Code	Standard Pack	Standard weight in kg	Standard volume in m ³
Viron QL 420 cartridge filter	76340	1	48	0.252
Viron QL 540 cartridge filter	76341	1	50	0.355
 Filter element -105 SQM. Replacement for 76340 (QL 420). 4un	 74544	 -	 -	 -
 Filter element -135 SQM. Replacement for 76341 (QL 540). 4un	 74545	 -	 -	 -

TECHNICAL FEATURES

Model	Filtration area	Maximum flow rate	Weight	Height
Viron QL 420	39 m ²	500 lpm	35 kg	943 mm
Viron QL 540	50 m ²	500 lpm	40 kg	943 mm



PRE-FILTERS

Hydrospin & Hydrospin Compact



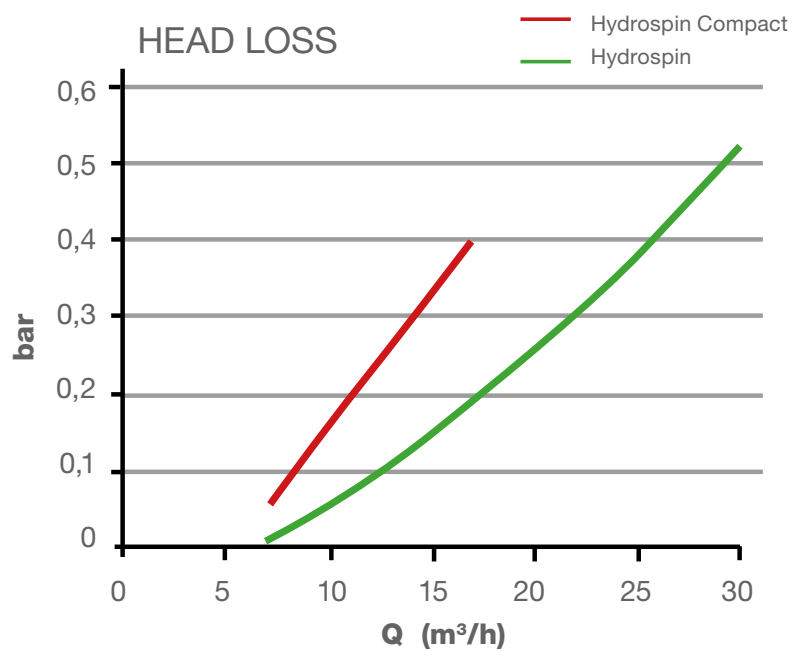
DESCRIPTION

- Hydrocyclone pre-filters can be fitted to filtration systems in both new and old installations.
- Hydrospin is able to treat flows up to 30 m³/h with a maximum working pressure of 2.5 bars.
- It is fitted between the pump and the filter and separates out solids of up to 40 micra.
- Saves water reducing by half the amount of water consumed for cleaning the filtration system.
- Easy to use, it can be cleaned using just five liters of water without having to stop the pump.

	Code	Standard Pack	Standard weight in kg	Standard volume in m ³
Hydrospin	45289	1	7.8	0.088
Hydrospin Compact	53743	1	4.0	0.033
Kit for wall installation, for 45289	47158	4	4.2	0.117

TECHNICAL FEATURES

	45289	53743
Working pressure (bar)	2,5	2,5
Connections	Ø 63	Ø 50 thread 2¼"
Purge connection	1"	¾"
Min. flow rate (m ³ /h)	5	3
Max. flow rate (m ³ /h)	30	16.5
Water for cleaning (l)	5	15
Separate solids (micron)	40	60
Floor support	Included	
Wall support	Accessory 47158	Included



Aster OC-1 filter



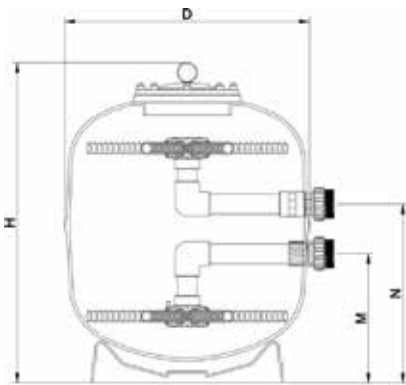
DESCRIPTION

White laminated polyester and fibreglass filter. Internal parts with special sides for OC-1 media. Filter for side selector valve. ¼" air and water purge. Transparent lid with screws. Maximum temperature: 50°C Maximum pressure 2.5 bar. Maximum filtration speed 50m³/h/m². Filter for OC-1 filtration media. Not compatible with sand, glass or other filter loads.

	Code	Standard Pack	Standard weight in kg	Standard volume in m³
With multiport side valve				
OC-1 Aster filter 450	68642	1	21	0.23
OC-1 Aster filter 500	68643	1	23	0.28
OC-1 Aster filter 600	68644	1	28	0.39
OC-1 Aster filter 650	68645	1	29	0.45
OC-1 Aster filter 750	68646	1	37	0.62
OC-1 Aster filter 900-2"	68647	1	55	1.27
Without multiport valve				
OC-1 Aster filter 900-2½"	68648	1	55	1.27



Complies with Standard EN 16713-01



TECHNICAL FEATURES

	68642	68643	68644	68645	68646	68647	68648
Ø D (mm)	450	500	600	650	750	900	900
H (mm)	845	855	900	955	1035	1100	1100
M (mm)	305	290	330	370	325	365	390
N (mm)	430	415	455	495	555	635	660
Connections	1½"	1½"	1½"	1½"	2"	2"	2½"
Flow (m³/h) at 50 m³/h/m²	8	10	14	17	22	32	32
Maximum pressure (kg/cm²)	2.5	2.5	2.5	2.5	2.5	2.5	2.5
Pool volume (m³)	64	72	112	120	168	240	240
Filtration surface (m²)	0.159	0.196	0.283	0.332	0.442	0.636	0.636
OC-1 volume (L)	44	59	78	125	181	313	313
OC-1 (kg)	9	12	16	25	36	63	63
Net weight (kg)	18	20	25	26	33	50	50

OC-1

THE FUTURE OF SWIMMING POOL FILTRATION



SAVE TIME
Reduce your cleaning frequency to one third of traditional media.



SAVE WATER
Unique filtration method reduces water consumption by up to 70%.



WATER QUALITY
Consistent filtration and water quality because of stable flow.



SAVE POWER
Great reduction in filter's head loss makes it possible to use smaller pumps or reduce power.

Tested by 

ASTRALPOOL 

OC-1 
FILTRATION MEDIA

Optional:
Standard American sizes



- Injection-moulded filter in technical plastics.
- Ivory. Thermal-welded joining of top and bottom filter parts.
- Fitted with a pressure gauge and manual water and air purge valves.
- Selector valve included.
- Maximum filtration speed (50 m³/h/m²).
- Maximum working pressure: 2.5 kg/cm².
- Sand and glass compatible (see page 189).
- Complies with filtration requirements as per standard EN 16713-1.

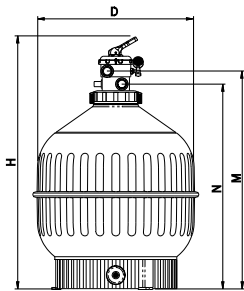
Cantabric top filter

ASTRALPOOL

DESCRIPTION

Top mounted multiport valve. Threaded filter locking ring in ABS.

	Code	Standard Pack	Standard weight in kg	Standard volume in m ³
6000 l/h Ø 400 mm outlet 1½"	22399	1	10.7	0.23
9000 l/h Ø 500 mm outlet 1½"	15780	1	17.5	0.37
14000 l/h Ø 600 mm outlet 1½"	15781	1	19.9	0.49
21000 l/h Ø 750 mm outlet 1½"	20128	1	30.4	0.83
21000 l/h Ø 750 mm outlet 2"	23866	1	32.1	0.83



Side mounted Cantabric filter

ASTRALPOOL

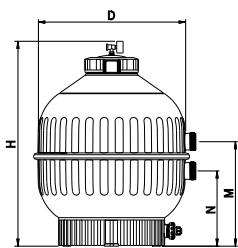
DESCRIPTION

Clear lid & threaded locking ring in ABS, supplied with side mounted multiport valve.

	Code	Standard Pack	Standard weight in kg	Standard volume in m ³
With multiport side valve				
6,000 l/h Ø 400 mm outlet 1½"	22398	1	9.0	0.15
9,000 l/h Ø 500 mm outlet 1½"	15782	1	15.8	0.29
14,000 l/h Ø 600 mm outlet 1½"	15783	1	17.8	0.40
21,000 l/h Ø 750 mm outlet 2"	15784	1	29.0	0.67
Without multiport valve				
30,000 l/h Ø 900 mm outlet 2½"	22402	1	49.0	1.30



Complies with Standard
EN 16713-01



TECHNICAL FEATURES

	Top mounted					Side mounted				
	22399	15780	15781	20128	23866	22398	15782	15783	15784	22402
Ø D (mm)	400	500	600	750	750	400	500	600	750	900
H (mm)	894	1009	1069	1239	1250	715	800	875	1045	1215
M (mm)	744	829	894	1064	1098	380	415	445	575	675
N (mm)	680	765	830	1000	1023	255	290	320	345	405
Connections	1½"	1½"	1½"	1½"	2"	1½"	1½"	1½"	2"	2½"
Flow rate (m ³ /h)	6	9	14	21	21	6	9	14	21	30
Approx. pool volume (m ³) (8 hours)*	48	72	112	168	168	48	72	112	168	240
Sand load (kg)	60	100	150	300	300	60	100	150	300	550
Grade 1 glass load (57011) (kg)	50	88	100	200	200	50	88	100	200	375
Grade 3 glass load (57013) (kg)	0	0	25	50	50	0	0	25	50	100
Net weight (kg)	8	14	15	23	25	7	12	14	24	34
Package volume (m ³)	0.2	0.37	0.49	0.83	0.83	0.15	0.29	0.4	0.67	1.3

Fitted with sand dump port of Ø 2" in Ø 750 mm & Ø 900 mm models, and of 1½" in Ø 400, Ø 500 & Ø 600 mm models.
* 8 hours turnover rate.

- Blow-moulded in a single seamless piece of plastic.
- Fitted with a pressure gauge and integrated air purge and manual water drain.
- Selector valve included.
- Maximum working pressure: 2.5 kg/cm² for filter Ø 380 mm, Ø 430 mm and Ø 480 mm, and 2 kg/cm² for filter Ø 560 mm and Ø 660 mm.
- Sand- and glass-compatible (see page 189).
- Complies with filtration requirements as per standard EN 16713-1.



Complies with Standard EN 16713-01

Optional:
Standard American sizes



Complies with Standard EN 16713-01

Millennium filters with Top mounted valve

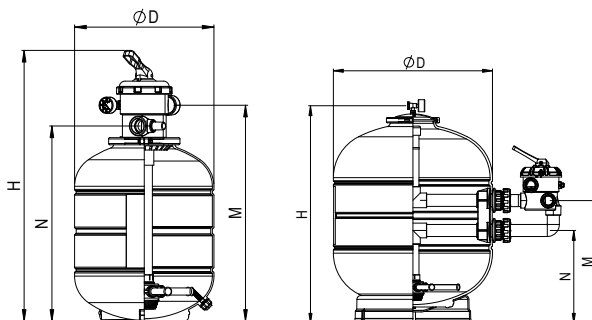


	Code	Standard Pack	Standard weight in kg	Standard volume in m ³
Ø 380 mm - 5500 l/h outlet 1½"	33814	1	12.0	0.17
Ø 430 mm - 7000 l/h outlet 1½"	33815	1	14.0	0.17
Ø 480 mm - 9000 l/h outlet 1½"	33816	1	16.0	0.24
Ø 560 mm - 12000 l/h outlet 1½"	33817	1	17.0	0.35
Ø 660 mm - 17000 l/h outlet 1½"	33818	1	24.5	0.52

Millennium filters with side mounted valve



	Code	Standard Pack	Standard weight in kg	Standard volume in m ³
Ø 380 mm - 5500 l/h outlet 1½"	35321	1	10.5	0.13
Ø 430 mm - 7000 l/h outlet 1½"	22497	1	13.0	0.13
Ø 480 mm - 9000 l/h outlet 1½"	22499	1	16.0	0.18
Ø 560 mm - 12000 l/h outlet 1½"	22501	1	18.0	0.26
Ø 660 mm - 17000 l/h outlet 1½"	28254	1	29.0	0.42



TECHNICAL FEATURES

	Top monoblock	Side monoblock
	28299	28301
Ø D (mm)	660	660
Pump	Sena	Sena
Power (HP)	1.25	1.25
Voltage (V)	230 II	230 II
Voltage (V)	50	50

TECHNICAL FEATURES

	A - Top mounted filter					B - Side mounted filter				
	33814	33815	33816	33817	33818	35321	22497	22499	22501	28254
Ø D (mm)	380	430	480	560	660	380	430	480	560	660
H (mm)	820	835	870	945	1050	615	655	682	770	900
M (mm)	650	665	700	775	880	225	265	292	380	510
N (mm)	585	600	635	710	815	100	140	167	255	385
Length L (mm)	-	-	-	-	-	-	-	-	-	-
Connections	1½"	1½"	1½"	1½"	1½"	1½"	1½"	1½"	1½"	1½"
Flow rate (m ³ /h)	5.5	7	9	12	17	5.5	7	9	12	17
Pool volume approx. (m ³)	up to 40	40-50	50-75	75-100	140	up to 40	40-50	50-75	75-100	140
Sand load (kg)	± 40	± 60	± 80	± 110	± 180	± 40	± 60	± 80	± 110	± 180
Grade 1 glass load (57011) (kg)	± 35	± 50	± 70	± 90	± 150	± 35	± 50	± 70	± 90	± 150
Grade 3 glass load (57013) (kg)	0	0	0	0	25	0	0	0	0	25
Maximum pressure (kg/cm ²)	2.5	2.5	2.5	2	2	2.5	2.5	2.5	2	2
Net weight (kg)	12	13.5	15	16.5	24	10	12	15	17.5	28
Package volume (m ³)	0.17	0.17	0.24	0.35	0.52	0.13	0.13	0.18	0.26	0.42

LAMINATED SAND FILTERS

- Filters manufactured in fibreglass and polyester resin.
- With a gelcoat external finish. As a result, the body is highly resistant, durable and has an excellent finish.
- Internal components and accessories in high quality engineering plastics.
- Compatible with sand and glass, among others (see page 189).
- They comply with filtration requirements as per standard EN 16713-1.

Atlas filter



Complies with Standard EN 16713-01

DESCRIPTION

Sand and glass filters, among others, made from reinforced polyester. Complies with filtration requirements as per standard EN 16713-1.

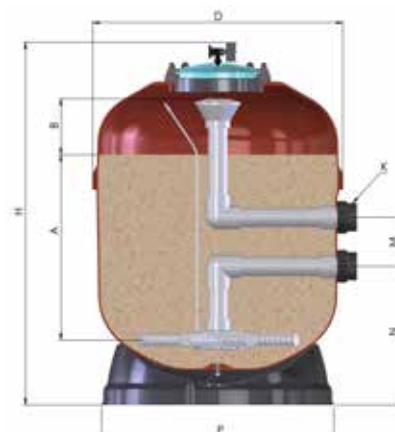
Technical features:

- Made of polyester resin and fibreglass.
- Excellent finish with gel-coat colour RAL 8029.
- The filter has been designed with higher coefficient of security, to guarantee a perfect operation.
- The union of the two bodies of the filter is carried out through a seal specially reinforced with fibreglass and polyester resin.
- Transparent plastic cover highly resistant to chemicals.
- High reliability screw-in cover.
- Fitted with 1" collector arms and diffuser made from unplasticized PVC.
- Interior pipe with tubes of PN-16.
- 2½" sand discharge outlet.
- Fitted with pressure gauge, air purge and manual water drain.
- Connections to multiport valve with six positions: filter, backwash, rinse, recirculate, waste and closed.
- Innovation by AstralPool: the filter has a built-in safety valve to prevent pressure surges.
- Maximum pressure: 2.5 kg/cm².

	Code	Standard Pack	Standard weight in kg	Standard volume in m ³
Includes multiport valve				
Ø 500 mm outlet 1½"	36596	1	20	0.29
Ø 600 mm outlet 1½"	36597	1	25	0.41
Ø 750 mm outlet 2"	36598	1	33	0.77
Multiport valve not included				
Ø 900 mm outlet 2½"	36599	1	51	1.23

* Figures without valve

TECHNICAL FEATURES				
Code	36596	36597	36598	36599
Ø Filter (mm)	500	600	750	900
Connections	1½"		2"	2½"
Filtering surface (m ²)	0.19	0.30	0.44	0.64
Filtering velocity (m ³ /h/m ²)	50			
Flow rate (m ³ /h)	9.5	15	22	30
Maximum pressure (kg/cm ²)	2.5			
Sand load (kg)	120	190	360	580
Grade 1 glass load (57011) (kg)	100	150	225	375
Grade 3 glass load (57013) (kg)	0	0	50	100
Net weight (kg)	20	25	33	51



Sand drain of 2 ½" and water drain of ¾" with security valve.

Europe Pro - Pro Long filters



64990



64986



64998



64994



Complies with Standard EN 16713-01

DESCRIPTION

Filters manufactured in fibreglass and polyester resin Complies with filtration requirements as per standard EN 16713-1. Sand and glass compatible (see page 189).

- Filter colour (Ral5015)
- ¼" purge valve.
- 2 ½" sand discharge
- Polyester or methacrylate cover with screws.
- Diameter of top access: 285 mm.
- Maximum pressure: 2.5 bar.

	Code	Standard Pack	Standard weight in kg	Standard volume in m ³
Pro version				
With methacrylate cover				
9500 l/h Ø 500 mm output 1½"	64990	1	15	0.33
15000 l/h Ø 600 mm output 2"	64991	1	20	0.45
22000 l/h Ø 750 mm output 2"	64992	1	25	0.83
30000 l/h Ø 900 mm output 2½"	64993	1	46	1.43
With polyester cover				
9500 l/h Ø 500 mm output 1½"	64986	1	15	0.33
15000 l/h Ø 600 mm output 2"	64987	1	20	0.45
22000 l/h Ø 750 mm output 2"	64988	1	25	0.83
30000 l/h Ø 900 mm output 2½"	64989	1	46	1.43
Pro Long version				
With methacrylate cover				
9500 l/h Ø 500 mm output 1½"	64998	1	23	0.33
15000 l/h Ø 600 mm output 2"	64999	1	26	0.45
22000 l/h Ø 750 mm output 2"	65000	1	34	0.83
30000 l/h Ø 900 mm output 2½"	65002	1	65	1.43
With polyester cover				
9500 l/h Ø 500 mm output 1½"	64994	1	23	0.33
15000 l/h Ø 600 mm output 2"	64995	1	26	0.45
22000 l/h Ø 750 mm output 2"	64996	1	34	0.83
30000 l/h Ø 900 mm output 2½"	64997	1	65	1.43

* Figures without valve

TECHNICAL FEATURES

	Pro version				Pro Long version			
	64990	64991	64992	64993	64998	64999	65000	65002
With methacrylate cover	64990	64991	64992	64993	64998	64999	65000	65002
With polyester cover	64986	64987	64988	64989	64994	64995	64996	64997
Ø D (mm)	500	600	750	900	500	600	750	900
Connection	1½"	2"	2"	2½"	1½"	2"	2"	2½"
Selector valve code	00599	28476	28512	24837	00599	28476	28512	24837
Filtration surface area (m ²)	0.19	0.3	0.44	0.64	0.19	0.3	0.44	0.64
Filtration velocity (m ³ /h/m ²)	50				50			
Flow (m ³ /h) at 50 m ³ /h/m ²	9.5	15	22	30	9.5	15	22	30
Maximum pressure (kg/cm ²)	2.5				2.5			
Sand load (kg)	120	190	360	580	155	240	430	615
Grade 1 glass load (57011) (kg)	100	150	250	375	100	150	275	400
Grade 3 glass load (57013) (kg)	0	0	50	100	25	50	75	100
Net weight (kg)	15	20	25	46	20	25	33	51
Depth of filter bed (mm)	390	445	530	645	520	565	620	680

RapidPool filter



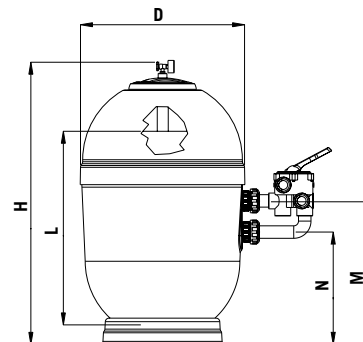
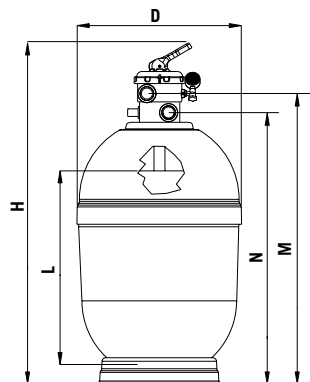
Complies with Standard
EN 16713-01

Filtration bed
0.6 m

DESCRIPTION

Laminated in reinforced polyester with fibreglass. Red, polypropylene base, screw-free lid, cap for sand and water discharge, pressure gauge and air purge incorporated in the lid and side selector valve. Maximum filtration speed 50/h/m². Maximum pressure: 2.5 bar. Sand and glass compatible (see page 189).

	Code	Standard Pack	Standard weight in kg	Standard volume in m ³
Top mounted valve version				
6000 l/h Ø 400 mm outlet 1½"	32427	1	19	0.200
9000 l/h Ø 500 mm outlet 1½"	32428	1	25	0.355
15000 l/h Ø 650 mm outlet 1½"	32429	1	34	0.600
24000 l/h Ø 800 mm outlet 2"	33849	1	45	1.050
Side mounted valve version				
6000 l/h Ø 400 mm outlet 1½"	00488	1	19	0.150
9000 l/h Ø 500 mm outlet 1½"	00489	1	25	0.280
15000 l/h Ø 650 mm outlet 1½"	00490	1	34	0.500
24000 l/h Ø 800 mm outlet 2"	00491	1	45	0.880



TECHNICAL FEATURES

	With Top mounted multiport valve				With multiport valve			
	32427	32428	32429	33849	00488	00489	00490	00491
Ø Filter (mm)	400	500	650	800	400	500	650	800
H (mm)	1020	1165	1285	1566	860	1032	1126	1272
M (mm)	850	995	1115	1355	442	527	552	592
N (mm)	790	935	1055	1279	317	402	427	362
Connections	1½"	1½"	1½"	2"	1½"	1½"	1½"	2"
Flow (m ³ /h) at 50 m ³ /h/m ²	6	9	15	24	6	9	15	24
Pool volume (m ³) (8 h)	48	72	120	120	48	72	120	192
Sand load (kg)	60	130	255	445	60	130	255	445
Grade 1 glass load (57011) (kg)	50	100	175	275	50	100	175	275
Grade 3 glass load (57013) (kg)	0	0	25	75	0	0	25	75
Sand height (mm)	545	571	650	785	545	571	650	785
Maximum pressure (kg/cm ²)	2.5	2.5	2.5	2.5	2.5	2.5	2.5	2.5
Net weight (kg)	19	25	34	44	15	22	30	45
Package volume (m ³)	0.20	0.355	0.60	1.05	0.16	0.3	0.53	0.9

Aster filter

DESCRIPTION

Filter laminated in polyester and fibreglass. Grey, polypropylene base, screw-free lid, cap for sand and water discharge, pressure gauge and side selector valve. Maximum pressure 2.5 bar. Maximum filtration speed 50/h/m². Complies with filtration requirements as per standard EN 16713-1. Sand and glass compatible (see page 189).



Complies with Standard EN 16713-01

Code	Standard Pack	Standard weight in kg	Standard volume in m ³
------	---------------	-----------------------	-----------------------------------

With top mounted multiport valve

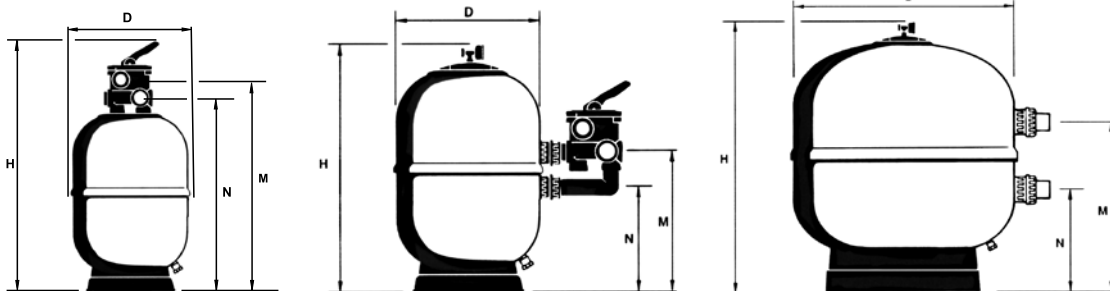
5000 l/h Ø 350 mm outlet 1½"	30768	1	17	0.13
8000 l/h Ø 450 mm outlet 1½"	30769	1	20	0.23
9000 l/h Ø 500 mm outlet 1½"	30770	1	22	0.28
14000 l/h Ø 600 mm outlet 1½"	30771	1	27	0.39
15000 l/h Ø 650 mm outlet 1½"	30772	1	28	0.45
21000 l/h Ø 750 mm outlet 2"	33847	1	35	0.62
32000 l/h Ø 900 mm outlet 2"	33848	1	53	1.27

With side mounted multiport valve

5000 l/h Ø 350 mm outlet 1½"	00497	1	18	0.13
8000 l/h Ø 450 mm outlet 1½"	00498	1	21	0.23
9000 l/h Ø 500 mm outlet 1½"	19781	1	23	0.28
12000 l/h Ø 550 mm outlet 1½"	32706	1	27	0.28
14000 l/h Ø 600 mm outlet 1½"	00499	1	28	0.39
15000 l/h Ø 650 mm outlet 1½"	21071	1	29	0.45
18000 l/h Ø 680 mm outlet 1½"	28479	1	30	0.46
21000 l/h Ø 750 mm outlet 2"	00500	1	37	0.62
32000 l/h Ø 900 mm outlet 2"	08133	1	55	1.27

Without multiport valve

31000 l/h Ø 900 mm outlet 2½"	00501	1	53	1.27
-------------------------------	-------	---	----	------



TECHNICAL FEATURES

	With Top mounted multiport valve							With multiport valve								Without valve	
	30768	30769	30770	30771	30772	33847	33848	00497	00498	19781	32706	00499	21071	28479	00500	08133	00501
Ø D (mm)	350	450	500	600	650	750	900	350	450	500	550	600	650	680	750	900	900
H (mm)	910	965	960	1005	1060	1184	1344	780	795	770	825	850	880	915	945	1050	1050
M (mm)	740	795	790	835	890	973	1133	420	430	415	455	455	480	525	555	635	660
N (mm)	680	785	730	775	830	897	1057	295	305	290	330	330	355	400	325	365	390
Connections	1½"	1½"	1½"	1½"	1½"	2"	2"	1½"	1½"	1½"	1½"	1½"	1½"	1½"	2"	2"	2½"
Flow (m ³ /h) at 50 m ² /h/m ²	5	8	9	14	15	21	31	5	8	9	12	14	15	18	21	30	30
Pool volume (m ³) (8 h)	40	64	72	112	120	168	240	40	64	72	96	112	120	144	168	240	240
Sand load (kg)	50	70	90	110	200	290	500	50	70	90	110	125	200	210	290	500	500
Grade 1 glass load (57011) (kg)	50	50	75	100	150	175	325	50	50	75	100	100	150	150	175	325	325
Grade 3 glass load (57013) (kg)	0	0	0	0	0	50	75	0	0	0	0	0	0	25	50	75	75
Maximum pressure (kg/cm ²)	2.5	2.5	2.5	2.5	2.5	2.5	2.5	2.5	2.5	2.5	2.5	2.5	2.5	2.5	2.5	2.5	2.5
Net weight (kg)	17	20	22	27	28	35	53	18	21	23	27	28	29	30	37	55	53
Package volume (m ³)	0.13	0.23	0.28	0.39	0.45	0.62	1.27	0.13	0.23	0.28	0.28	0.39	0.45	0.46	0.62	1.26	1.27

Vesubio filter



Complies with Standard EN 16713-01

Filters with a side connection up to Ø 1050 mm can use a multiport selector valve (see page 187).
Ø 900 and Ø 1050 mm filters with side outlets are supplied without multiport valve.

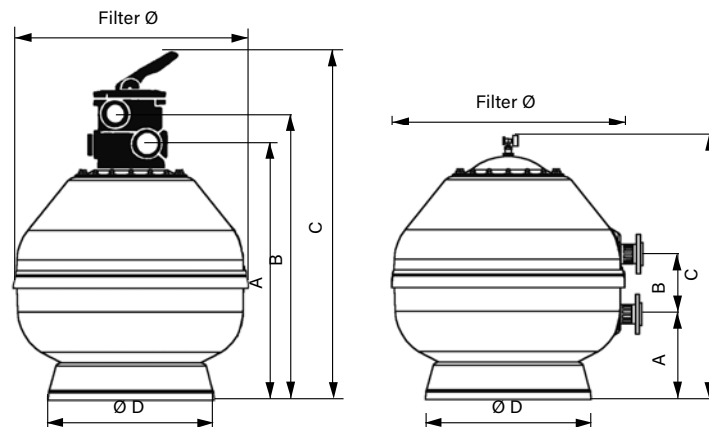
DESCRIPTION

The Vesubio range has been expanded to reach both the public and private pool sectors. Filters manufactured using simultaneous projection of resin and fibreglass. Threaded lid with high-resistance screws. Ø 210mm top mouth. Ø 1050mm and Ø 1200mm models also available with a top mouth of Ø 400mm. Maximum pressure 2.5 bar. Sand and glass compatible (see page 189).

	Code	Standard Pack	Standard weight in kg	Standard volume in m ³
Side mount version				
8000 l/h Ø 450 mm outlet 50 mm	15785	1	16	0.200
9000 l/h Ø 500 mm outlet 50 mm	19353	1	20	0.260
14000 l/h Ø 600 mm outlet 50 mm	15786	1	23	0.357
22000 l/h Ø 750 mm outlet 63 mm	15787	1	32	0.595
32000 l/h Ø 900 mm outlet 75 mm	15788	1	48	1.003
43000 l/h Ø 1050* mm outlet 75 mm	15789	1	97	2.052
43000 l/h Ø 1050** mm outlet 75 mm	32391	1	97	2.052
56000 l/h Ø 1200* mm outlet 90 mm	15790	1	130	2.450
56000 l/h Ø 1200** mm outlet 90 mm	32392	1	140	2.430
Top mount version				
8000 l/h Ø 450 mm outlet 50 mm	32430	1	19	0.280
9000 l/h Ø 500 mm outlet 50 mm	32431	1	23	0.350
14000 l/h Ø 600 mm outlet 50 mm	32432	1	26	0.480
22000 l/h Ø 750 mm outlet 63 mm	33850	1	40	0.787
32000 l/h Ø 900 mm outlet 63 mm	33851	1	56	1.276

* Small upper lid of Ø 210 mm

** Upper lid of Ø 400 mm



TECHNICAL FEATURES

	With Top mounted multiport valve					With multiport valve									
	32430	32431	32432	33850	33851	15785	19353	15786	15787	15788	15789	32391	15790	32392	
Ø Filter (mm)	450	500	600	750	900	450	500	600	750	900	1050	1050	1200	1200	
A (mm)	650	690	790	837	987	265	305	325	300	325	435	410	490	490	
B (mm)	710	750	850	913	1063	125	125	125	230	270	270	270	270	270	
C (mm)	880	920	1020	1124	1274	725	765	865	895	1080	1110	1235	1235	1360	
D (mm)	347	400	400	490	625	347	400	400	490	625	760	775	855	940	
Filtration surface area (m ²)	0.16	0.19	0.30	0.44	0.64	0.16	0.19	0.30	0.44	0.64	0.86	0.86	1.13	1.13	
Connections	1½"	1½"	1½"	2"	2"	1½"	1½"	1½"	2"	2½"	2½"	2½"	90	90	
Flow (m ³ /h) at 50 m ³ /h/m ²	8	9	14	22	32	8	9	14	22	32	43	43	56	56	
Pool volume (m ³) (8 hours)	64	72	112	176	256	64	72	112	176	256	344	344	448	448	
Sand load (kg)	60	95	148	245	415	60	95	148	245	415	660	660	1000	1000	
Grade 1 glass load (57011) (kg)	50	75	125	150	275	50	75	125	150	275	500	500	775	775	
Grade 3 glass load (57013) (kg)	0	0	0	50	50	0	0	0	50	50	125	125	200	200	

- Laminated filters with higher filter bed for enhanced performance and filtration quality, both for single-layer and multi-layer filters.
- There are various options to help choose the model that best suits usage and maintenance requirements.
- Compatible with sand, glass and anthracite, among others (see page 190).
- They comply with filtration requirements as per standard EN 16713-1.

Norma filter



DESCRIPTION

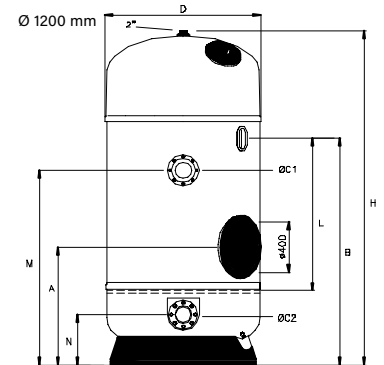
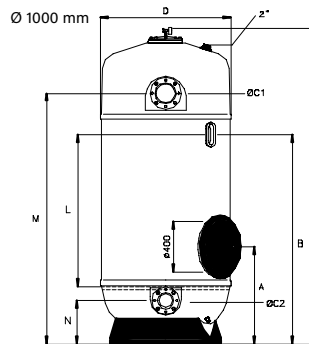
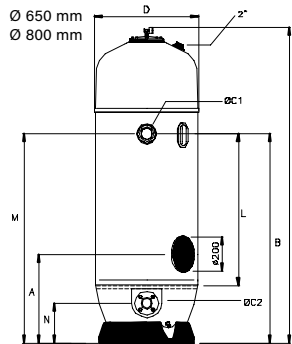
Filter laminated in fibreglass-reinforced polyester (FRP). For single layer or multilayer filling. Maximum pressure 2.5 bar. The Norma filter is designed according to Germany's DIN 19643/19605 standard. Available with a plate collector system (0.5 mm slot) including a manhole cover for inspection of the bottom. Fitted with a sight glass, Ø 200mm top lid for loading sand and Ø 200mm or Ø 400mm side mouth depending on model. Fitted with pressure gauge, air purge and manual water drain. Interiors in PVC and PP. A4 screws and EPDM gaskets. Standard colour: ivory. Options. Vinyl ester coating (ozone resistant, concentrations <0.4 ppm and max. temp 40°C). Sand and glass compatible (see page 189).

Code	Standard Pack	Standard weight in kg	Standard volume in m ³
------	---------------	-----------------------	-----------------------------------

Maximum pressure: 2.5 kg/cm²
Filtration velocity 30

Diameter Ø mm	Outlet Ø mm	Flow rate m ³ /h at 30 m ³ /h/m
650	90-75	10
800	90-75	15
1.000	140-110	23
1.200	140-140	34

08142P	1	100	1.33
08143P	1	125	2.00
08144P	1	145	3.00
08145P	1	177	5.50



Complies with Standard
EN 16713-01

**Filtration bed
1.2 m**

TECHNICAL FEATURES

	08142P	08143P	08144P	08145P
D (mm)	650	800	1000	1200
A (mm)	680	700	770	950
B (mm)	1660	1640	1655	1790
H (mm)	2480	2480	2490	2640
L (mm)	1200	1200	1200	1200
M (mm)	1650	1650	1980	1600
N (mm)	320	320	340	400
Ø C1 (mm)	90	90	140	140
Ø C2 (mm)	75	75	110	140
Flow (m ³ /h) at 30 m ³ /h/m ²	10	15	23	33
MULTILAYER	Anthracite 0.8 - 1.6 mm (l)	148	250	390
	Sand 0.4 - 0.8 mm (Kg)	160	271	420
	Gravel 1 - 2 mm (Kg)	46	78	120
	Gravel 3 - 5 mm (Kg)	46	78	120
SINGLE LAYER	Sand load (kg)	451	767	1215
	Gravel load (kg)	46	78	120
	Grade 1 glass load (57011) (kg)	275	500	750
	Grade 2 glass load (57012) (kg)	100	150	250
	Grade 3 glass load (57013) (kg)	100	175	275

Delta 1200 filter



Complies with Standard EN 16713-01

**Filtration bed
1.2 m**

DESCRIPTION

Filter laminated in polyester and fibreglass available in diameters of 650, 800, 1000 and 1200 mm. It has a 1.2-m filter bed and is available with an arm collector system and a plate collector system. Complies with filtration requirements as per standard EN 16713-1.

- DN 200 filter lid with quick-locking system for 650 and 800 models and DN 400 bolt down lid for 1000 and 1200 models.
- DN200 lateral manhole with bolt down cover.
- Filter interior left with natural resin finish.
- EASTAR sightglass as standard. Further sight glasses are available on request.
- Inner pipe and fittings in PVC, PP and ABS.
- Pressure gauge included in filter lid.
- Gaskets in EPDM and all screw fittings in stainless steel.
- Vinylester option. In this case, internal layer is manufactured from vinylester resin (and not only the top layer in contact with the water), to a maximum chemical resistance of 0.4 ppm of ozone dissolved and to a maximum temperature 50°.
- Comes in RAL 5024 blue.

	Code	Standard Pack	Standard weight in kg	Standard volume in m ³
Maximum pressure: 2.5 kg/cm² Conventional collector arms. Arm slots 0.3 mm				
Diameter Ø mm	Outlet Ø mm	Flow rate m ³ /h at 40 m ³ /h/m		
650	1½"	13.3	36680	1
800	2"	20.1	36681	1
1000	2½"	31.4	36682	1
1200	90	45.2	36683	1

Maximum pressure: 2.5 kg/cm² Nozzle collector plate. Nozzle slots 0.5 mm				
Diameter Ø mm	Outlet Ø mm	Flow rate m ³ /h at 40 m ³ /h/m		
650	1½"	13.3	36688	1
800	2"	20.1	36689	1
1000	2½"	31.4	36690	1
1200	90	45.2	36691	1

* Maximum flow and filtration velocity recommended

TECHNICAL FEATURES

	Collector arms				Nozzle collector plate			
	36680	36681	36682	36683	36688	36689	36690	36691
Sand load (kg)	451	767	1325	1763	451	767	1325	1763
Gravel load (kg)	86	156	300	350	46	78	120	175
Grade 1 glass load (57011) (kg)	325	500	850	1125	300	450	750	1050
Grade 2 glass load (57012) (kg)	100	175	275	375	100	150	250	350
Grade 3 glass load (57013) (kg)	100	175	300	400	100	175	275	375

Delta 1000 filter



DESCRIPTION

Filter laminated in polyester and fibreglass available in diameters of 650, 800, 1000 and 1200 mm. It has a 1-m filter bed and is available with an arm collector system and a plate collector system. Complies with filtration requirements as per standard EN 16713-1.

- DN 200 filter lid with quick-locking system for 650 and 800 models and DN 400 bolt down lid for 1000 and 1200 models.
- DN200 lateral manhole with bolt down cover.
- Filter interior left with natural resin finish.
- Optional methacrylate sight glass on the Delta 10 model. More than one sight glass can be placed if desired.
- Inner pipe and fittings in PVC, PP and ABS.
- Pressure gauge included in filter lid.
- Gaskets in EPDM and all screw fittings in stainless steel.
- Vinylester option. In this case, internal layer is manufactured from vinylester resin (and not only the top layer in contact with the water), to a maximum chemical resistance of 0.4 ppm of ozone dissolved and to maximum temperature 50°.
- Comes in RAL 5024 blue.



Complies with Standard EN 16713-01

Filtration bed
1 m

Code Standard Pack Standard weight in kg Standard volume in m³

Maximum pressure: 2.5 kg/cm²
Conventional collector arms.
Arm slots 0.3 mm

Diameter	Outlet	Flow rate m ³ /h at 40 m ³ /h/m	Code	Standard Pack	Standard weight in kg	Standard volume in m ³
∅ mm	∅ mm					
500	1½"	8	58682	1	80	1.34
650	1½"	13.3	36676	1	80	1.34
800	2"	20.1	36677	1	90	1.71
1000	2½"	31.4	36678	1	125	2.16
1200	90	45.2	36679	1	150	3.29

Maximum pressure: 2.5 kg/cm²
Nozzle collector plate.
Nozzle slots slots 0.5 mm

Diameter	Outlet	Flow rate m ³ /h at 40 m ³ /h/m	Code	Standard Pack	Standard weight in kg	Standard volume in m ³
∅ mm	∅ mm					
650	1½"	13.3	36684	1	94	1.34
800	2"	20.1	36685	1	111	1.71
1000	2½"	31.4	36686	1	155	2.16
1200	90	45.2	36687	1	190	3.29

* Maximum flow and filtration velocity recommended

TECHNICAL FEATURES

	Collector arms					Nozzle collector plate			
	58682	36676	36677	36678	36679	36684	36685	36686	36687
Sand load (kg)	245	400	640	990	1425	400	640	990	1425
Gravel load (kg)	60	86	156	300	350	46	78	120	175
Grade 1 glass load (57011) (kg)	175	275	450	725	1000	250	400	600	875
Grade 2 glass load (57012) (kg)	50	75	150	225	325	75	125	200	275
Grade 3 glass load (57013) (kg)	75	100	150	250	350	100	125	200	300

Delta filters

TECHNICAL FEATURES



Fast lid opening for diameters 500, 650 and 800



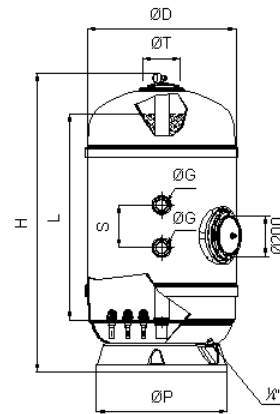
Collector arms detail



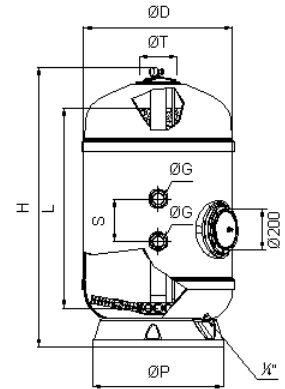
Lid D.400 for diameters 1000 and 1200



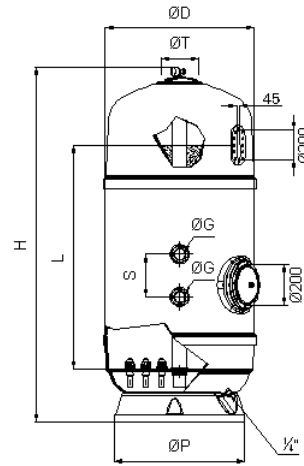
Nozzle plate detail



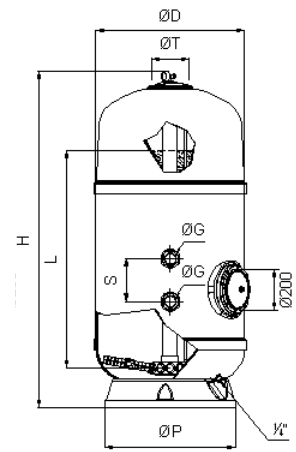
Delta 10 nozzle collector plate



Delta 10 nozzle collector arms



Delta 12 nozzle collector plate



Delta 12 nozzle collector arms



Complies with Standard EN 16713-01

	DELTA 10									DELTA 12								
	Collector arms					Nozzle collector plate				Collector arms				Nozzle collector plate				
	58682	36676	36677	36678	36679	36684	36685	36686	36687	36680	36681	36682	36683	36688	36689	36690	36691	
D (mm)	535	670	820	1.035	1.240	650	800	1.000	1.200	650	800	1.000	1.200	650	800	1.000	1.200	
Ø P (mm)	400	490	625	890	1145	490	625	890	1145	585	700	890	1145	585	700	890	1145	
H (mm)	1680	1702	1749	1840	1915	1770	1860	1870	1240	1920	1995	2010	2150	1920	1995	2010	2150	
L (mm)	-	1000	1000	1000	1000	1000	1000	1000	1000	1200	1200	1200	1200	1200	1200	1200	1200	
S (mm)	125	125	230	270	300	125	230	270	300	125	230	270	300	125	230	270	300	
Ø T	200	200	200	400	400	200	200	400	400	200	200	400	400	200	200	400	400	
Ø G	1 1/2"	1 1/2"	2"	2 1/2"	3"	1 1/2"	2"	2 1/2"	3"	1 1/2"	2"	2 1/2"	3"	1 1/2"	2"	2 1/2"	3"	
Flow rate m ³ /h at 30 m ³ /h/m ²	5.88	9	15	23	34	9	15	23	34	9	15	23	34	9	15	23	34	
Flow rate m ³ /h at 40 m ³ /h/m ²	7,84	12	20	30	45	12	20	30	45	12	20	30	45	12	20	30	45	
MULTILAYER	Anthracite 0.8 - 1.6 mm (l)	-	-	-	-	-	-	-	-	148	250	387	564	148	250	387	564	
	Sand 0.4 - 0.8 mm (Kg)	-	-	-	-	-	-	-	-	160	271	419	611	160	271	419	611	
	Gravel 1 - 2 mm (Kg)	-	-	-	-	-	-	-	-	46	78	120	175	46	78	120	175	
	Gravel 3 - 5 mm (Kg)	-	-	-	-	-	-	-	-	86	156	300	350	46	78	120	175	
SINGLE LAYER	Sand 0.4 - 0.8 mm (Kg)	245	400	640	990	1425	400	640	990	451	767	1325	1763	451	767	1325	1763	
	Gravel 1 - 2 mm (Kg)	60	86	156	300	350	46	78	120	86	156	300	350	46	78	120	175	
	Grade 1 glass load (57011) (kg)	175	275	450	725	1000	250	400	600	875	325	500	850	1125	300	450	750	1050
	Grade 2 glass load (57012) (kg)	50	75	150	225	325	75	125	200	275	100	175	275	375	100	150	250	350
	Grade 3 glass load (57013) (kg)	75	100	150	250	350	100	125	200	300	100	175	300	400	100	175	275	375

Artic Plus filter



Complies with Standard EN 16713-01

**Filtration bed
1.2 m**



Nozzle plate detail



Collector arms detail

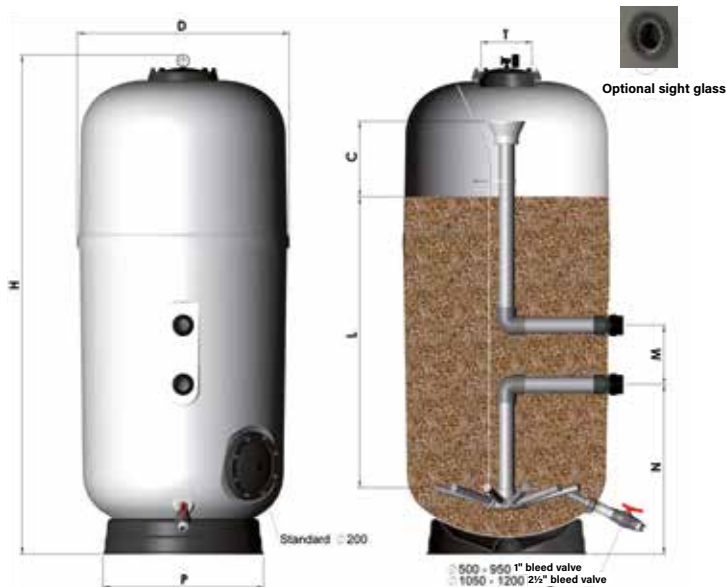
DESCRIPTION

Range of high-capacity retention filters with optimal backwash performance. Manufactured in polyester with an external gel-coat finish. Body of just two parts; ivory. Maximum working temperature of 50°C. Internal parts made from PVC plastic. Ø 400 lid to remove sand from bottom part of filter (optional) in Ø 1050 and Ø 1200 versions. Ø 650, 800, 950, 1050 and 1200 filters available with collector arms or nozzle plate. Compatible with sand and glass, among others (see page 189). Complies with filtration requirements as per standard EN 16713-1.

	Code	Standard Pack	Standard weight in kg	Standard volume in m ³
Collector arms system				
Ø 650 mm connection 1½"	36053-0100	1	80	1.45
Ø 800 mm connection 2"	36054-0100	1	95	1.85
Ø 950 mm connection 2½"	41373	1	136	2.54
Ø 1050 mm connection 3"	36055	1	145	2.73
Ø 1200 mm connection 4"	36056	1	220	4.10

TECHNICAL FEATURES

	36053	36054	41373	36055	36056
Ø D (mm)	680	825	970	1090	1255
H (mm)	1900	1950	1960	2145	2170
M (mm)	125	230	270	270	270
N (mm)	730	670	665	665	665
L (mm)			1200		
C (mm)			300		
P (mm)	490	625	705	775	940
T (mm)		200		400	
Connections	1½"	2"	2½"	3"	4"
Flow rate (m ³ /h)	16.5	25	35	43	56.5
Filtration area (m ²)	0.33	0.50	0.70	0.86	1.13
Sand load (kg)	470	660	1015	1240	1665
Gravel load (kg)	100	165	260	320	410
Grade 1 glass load (57011) (kg)	325	475	725	875	1175
Grade 2 glass load (57012) (kg)	100	150	225	275	375
Grade 3 glass load (57013) (kg)	125	150	250	300	400
Maximum pressure (kg/cm ²)			2.5		
Net weight (kg)	75	90	131	135	210
Water drain	1"	1"	1"	2½"	2½"
Injection-moulded plastic lid	Ø200	Ø200	Ø200	Ø400	Ø400



Artic filter



Complies with Standard EN 16713-01

Filtration bed 1 m



Nozzle plate detail



Collector arms detail

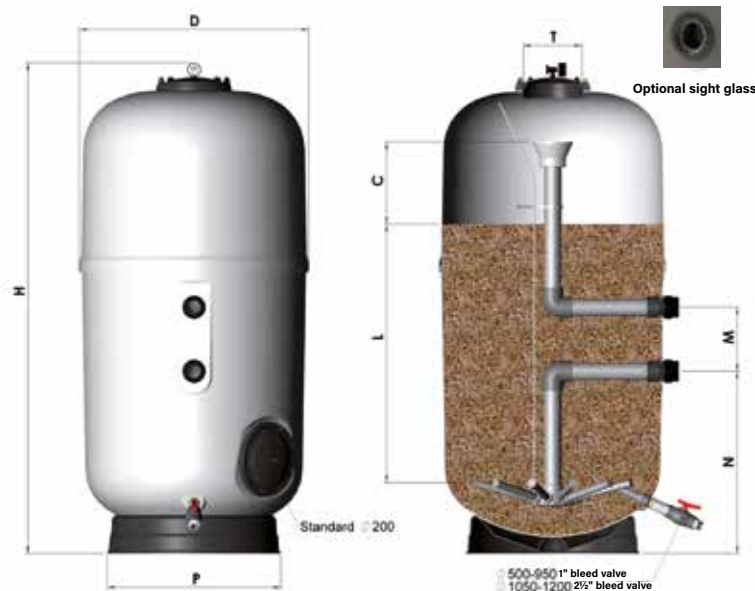
DESCRIPTION

Range of high-capacity retention filters with optimal backwash performance. Manufactured in polyester with an external gel-coat finish. Body of just two parts; ivory. Maximum working temperature of 50°C. Internal parts made from PVC plastic. Ø 400 lid to remove sand from bottom part of filter (optional) in Ø 1050 and Ø 1200 versions. Ø 650, 800, 950, 1050 and 1200 filters available with collector arms or nozzle plate. Compatible with sand and glass, among others (see page 189). Complies with filtration requirements as per standard EN 16713-1.

	Code	Standard Pack	Standard weight in kg	Standard volume in m ³
Collector arms system				
Ø 500 mm connection 1½"	34029-0100	1	65	1.30
Ø 650 mm connection 1½"	34030-0100	1	70	1.34
Ø 800 mm connection 2"	34031-0100	1	75	1.67
Ø 950 mm connection 2½"	41187	1	119	2.30
Ø 1050 mm connection 3"	41188	1	145	2.42
Ø 1200 mm connection 4"	41189	1	165	3.65

TECHNICAL FEATURES

	34029	34030	34031	41187	41188	41189
Ø D (mm)	535	680	825	970	1090	1255
H (mm)	1650	1700	1750	1760	1895	1970
M (mm)	125	125	230	270	270	270
N (mm)	780	775	685	655	630	665
L (mm)	1000					
C (mm)	300					
P (mm)	400	490	625	705	775	940
T (mm)	200				400	
Connections	1½"	1½"	2"	2½"	3"	4"
Flow rate (m ³ /h)	9.5	16.5	25	35	43	56.5
Filtration area (m ²)	0.19	0.33	0.50	0.70	0.86	1.13
Sand load (kg)	225	380	530	830	1015	1360
Gravel load (kg)	50	100	165	260	320	410
Grade 1 glass load (57011) (kg)	150	275	375	600	750	1000
Grade 2 glass load (57012) (kg)	50	75	125	200	250	325
Grade 3 glass load (57013) (kg)	50	100	150	225	275	350
Maximum pressure (kg/cm ²)	2.5	2.5	2.5	2.5	2.5	2.5
Net weight (kg)	60	65	70	109	135	155
Water drain	1"	1"	1"	1"	2½"	2½"
Injection-moulded plastic lid	Ø200	Ø200	Ø200	Ø200	Ø400	Ø400

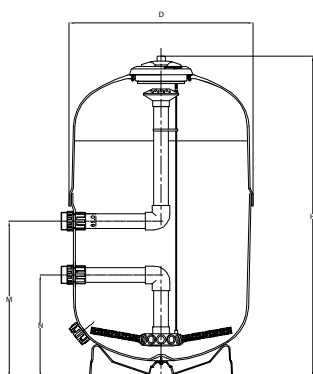


Aster filter - high quality of filtration



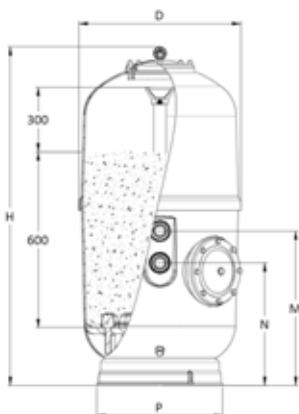
Complies with Standard EN 16713-01

Filtration bed 0.8 m



Complies with Standard EN 16713-01

Filtration bed 0.6 m



DESCRIPTION

Laminated filter made of fibreglass and polyester. Filter bed 800 mm in depth. Grey in colour, polypropylene base, fast open lid, water drainage plug, flowmeter and side multiport valve. Maximum pressure 2.5 bar. Top filtration speed of 50 m³/h/m². The filter can be used with a single layer or a multi-layer combination of gravel with sand, glass or anthracite. Quick-release lid. Has a 2½" sand discharge out let at the bottom of the filter. Optional sand discharge outlet of 200 mm. Optional vinylester interior finish for treatment with ozone. Maximum temperature 50°.

	Code	Standard Pack	Standard weight in kg	Standard volume in m ³
Ø 500 mm output 1½"	24768-0100	1	30	0.44
Ø 600 mm output 1½"	24769-0100	1	40	0.64
Ø 750 mm output 2"	24770-0100	1	60	1.0
Ø 900 mm output 2"	10003-0100	1	90	1.6
Ø 900 output 2½"	10004	1	90	1.6

TECHNICAL FEATURES

	24768-0100	24769-0100	24770-0100	10003-0100	10004
Ø D (mm)	500	600	750	900	
H (mm)	1365	1370	1435	1400	1435
M (mm)	605	605	665	825	865
N (mm)	480	480	435	595	595
Connections	1½"	1½"	2"	2"	2½"
Flow (m ³ /h) at 50 m ³ /h/m ²	9.5	16.5	21	31	
Pool volume (m ³)	75	120	175	250	
Sand load (kg)	200	300	450	580	
Gravel load (kg)	16	35	65	135	
Grade 1 glass load (57011) (kg)	125	200	300	400	
Grade 3 glass load (57013) (kg)	25	25	50	75	
Maximum pressure (kg/cm ²)				2.5	

Aster filter - high filtration with nozzle plate

DESCRIPTION

Filter laminated in polyester and fibreglass. Optional Ø 200mm sand discharge at bottom. Black screw-down lid ¼" water drain at bottom. Maximum pressure 2.5 bar. Maximum temperature 50°.

	Code	Standard Pack	Standard weight in kg	Standard volume in m ³
Ø 500 mm output 2"	24768FT01-110 000	1	30	0.46
Ø 600 mm output 2"	24769FT01-110 000	1	40	0.63
Ø 750 mm output 2"	24770FT01-110 000	1	60	0.99
Ø 900 mm output 2"	10003FT01-110 000	1	90	1.29
Ø 900 output 2½"	10004FT01-110 000	1	90	1.29

TECHNICAL FEATURES

	24768FT01 110 000	24769FT01 110 000	24770FT01 110 000	10003FT01 110 000	10004FT01 110 000
Ø D (mm)	500	600	750	900	
H (mm)	1365	1370	1435	1400	1435
M (mm)	605	605	665	825	865
N (mm)	480	480	435	595	
P (mm)	400	490	625	705	
Connections	1½"	1½"	2"	2"	2½"
Flow (m ³ /h) at 50 m ³ /h/m ²	9.5	16.5	21	31	
Pool volume (m ³)	75	120	175	250	
Sand load (kg)	200	300	450	580	
Gravel load (kg)	16	35	65	135	
Grade 1 glass load (57011) (kg)	125	200	300	400	
Grade 3 glass load (57013) (kg)	25	25	50	75	
Maximum pressure (kg/cm ²)				2.5	

- Filters made of fiberglass and polyester resin with internal components and accessories in high quality engineering plastics.
- Thanks to its double coating, the resulting body is extremely resistant, durable and reliable.
- Compatible with sand and glass, among others (see page 189).
- They comply with filtration requirements as per standard EN 16713-1.

Berlin filter

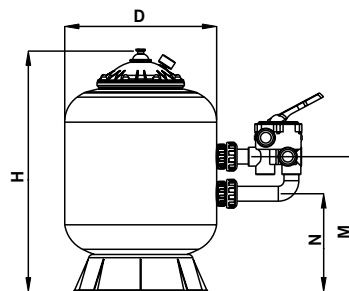

 Complies with Standard
EN 16713-01

DESCRIPTION

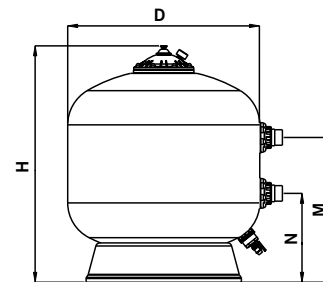
Ø 230mm screw-down lid, injection-moulded. Fitted with manual air and water bleed valves, a pressure gauge and a side mounted multiport valve. Maximum filtration speed ($m^3/h/m^2$) Complies with filtration requirements as per standard EN 16713-1. Sand and glass compatible (see page 189).

	Code	Standard Pack	Standard weight in kg	Standard volume in m^3
With multiport valve:				
9000 l/h Ø 500 mm outlet 1½"	00541	1	17.3	0.24
14000 l/h Ø 600 mm outlet 1½"	00542	1	21.8	0.37
21000 l/h Ø 750 mm outlet 2"	00543	1	35.1	0.65
Without multiport valve:				
30000 l/h Ø 900 mm outlet 2½"	00544	1	53.4	1.01
30000 l/h Ø 900 mm outlet 2"	15397	1	53.4	1.01
30000 l/h Ø 900 mm outlet 2" (4 bar)	28474	1	67.0	1.01
Without multiport valve and with Ø 400 mm polyester and FV lid:				
43000 l/h Ø 1050 mm outlet Ø 75 mm	00545	1	110.0	1.92
56000 l/h Ø 1200 mm outlet Ø 90 mm	00546	1	140.0	2.70

* Figures without valve



With multiport valve



Without multiport valve

TECHNICAL FEATURES

	With multiport valve			Without multiport valve				
	00541	00542	00543	00544	15397	28474	00545	00546
Ø D (mm)	500	600	750	900	900	900	1050	1200
H (mm)	805	910	1050	1145	1135	1135	1300	1450
M (mm)	450	505	610	685	635	635	810	870
N (mm)	325	380	380	415	405	405	500	560
Connections	1½"	1½"	2"	2½"	2"	2"	*D75	**D90
Flow (m^3/h) at $50 m^3/h/m^2$	9	14	21	30	30	30	43	56
Pool volume (m^3)	50-75	75-115	115-170	170-240	-	-	240-350	350-450
Sand load (kg)	100	175	300	525	525	525	575	800
Gravel load (kg)	-	-	-	-	-	-	300	300
Grade 1 glass load (57011) (kg)	75	150	200	350	350	350	600	825
Grade 3 glass load (57013) (kg)	0	0	50	75	75	75	175	200
Maximum pressure (kg/cm^2)	2.5	2.5	2.5	2.5	2.5	4	2.5	2.5
Net weight (kg)	15.3	19.8	33.1	51.4	51.4	51.4	100	130
Package volume (m^3)	0.35	0.37	0.65	1.01	1.01	1.01	1.92	2.70

Galactic monoblock



DESCRIPTION

Filter made made from high resistant blow-molded thermoplastic.

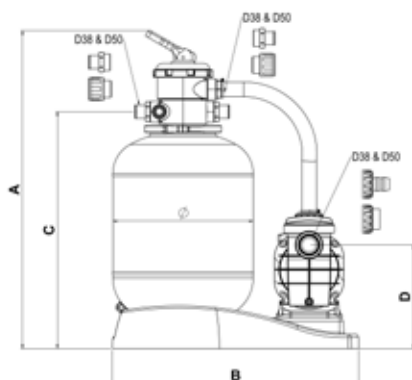
Includes 6-ways multiport valve, pressure gauge, manual air purge, water purge, compact self-priming pump with electrical cord and plug, hose, fittings, base and accessories to completely assembly the whole set.

Maximum working pressure 2,4 bars.

Fittings included, D38 and D50mm, for a maximum versatility to install.

Complies with filtration requirements as per standard EN 16713-1.

	Code	Standard Pack	Standard weight in kg	Standard volume in m ³
Ø380 - 5 m ³ /h	74471	1	20	0.33
Ø400 - 6 m ³ /h	74472	1	20.5	0.33
Ø500 - 8 m ³ /h	74473	1	24	0.37
Ø500 - 10 m ³ /h	74474	1	25.5	0.37
Ø600 - 12 m ³ /h	74475	1	29	0.42
Ø600 - 14 m ³ /h	74476	1	30	0.42



TECHNICAL FEATURES

	74471	74472	74473	74474	74475	74476
Ø (mm)	380	400	500	500	600	600
A (mm)	860	905	975	975	1.030	1.030
B (mm)	710	710	830	830	830	830
C (mm)	635	650	740	740	816	816
D (mm)	295	295	295	295	295	295

TECHNICAL FEATURES

CODE	FLOW m ³ /h	Ø FILTER mm	PUMP POWER HP	Ø FITTINGS mm	SAND kg*	BOX	
						WEIGHT Kg	DIMENSIONS mm
74471	5	380	1/3	38 / 50	40	20	790x600x700
74472	6	400	1/3	38 / 50	40	20.5	
74473	8	500	1/2	38 / 50	100	24	870x600x715
74474	10	500	3/4	38 / 50	100	25.5	
74475	12	600	3/4	38 / 50	150	29	870x600x800
74476	14	600	1	38 / 50	150	30	

* Sand not supplied.

MONOBLOCKS

SkyPool filter monoblock

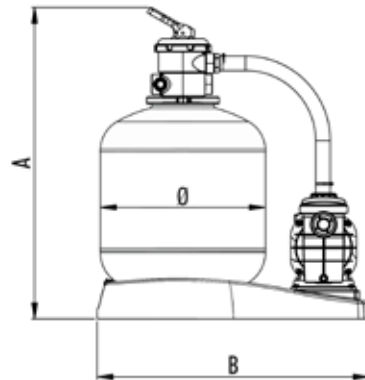
with top outlet

 Complies with Standard
EN 16713-01

DESCRIPTION

Made from plastic with a clamp lid, multi-way valve, pressure gauge, manual air outlet and water purge. White. Injection-moulded black base. Maximum working pressure: 2 kg/cm². Complies with filtration requirements as per standard EN 16713-1.

	Code	Standard Pack	Standard weight in kg	Standard volume in m ³
Ø 300 mm - P-XPERT-4	M00504	1	12	0.11
Ø 400 mm - P-XPERT-6	M00505	1	14	0.22
Ø 400 mm - P-XPERT-8	M00506	1	15	0.22
Ø 500 mm - P-XPERT-10	M00507	1	20	0.28
Ø 500 mm - P-XPERT-14	M00661	1	22	0.28


TECHNICAL FEATURES

Top monobloc	SkyPool / P-XPERT				
	M00504	M00505	M00506	M00507	M00661
A (mm)	640	760	760	840	840
B (mm)	520	830	830	830	830
Ø (mm)	300	400	400	500	500
Pump (HP)	P-XPERT4	P-XPERT6	P-XPERT8	P-XPERT10	P-XPERT14
Connections	Ø 38	Ø 38	Ø 38	1½"	1½"
Flow (m ³ /h)	4	6	7	9	11
Power (W)	150	340	490	600	660
Filtration speed (m ³ /m ² /h)	60	50	60	50	60
Sand 0.4-0.8 mm (Kg)	± 25	± 40	± 40	± 100	± 100
Weight (Kg)	12	14	15	20	22
Volume (m ³)	0.102	0.226	0.226	0.278	0.278

Ramses in-ground compacts



DESCRIPTION

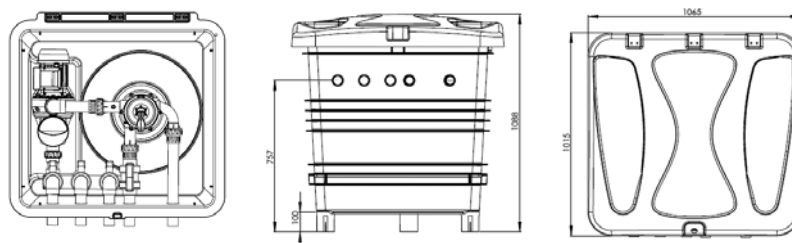
Embedded housing comprising an injection-moulded reinforced polymer body and lid. Complete and ready-assembled.

Connections: Ø50 PVC tube All pool types of up to 80m³

Components that include:

- 1 hp pump.
- Filter (according to model).
- 6-way top valve.
- Interior PVC connections and valves.

	Code	Standard Pack	Standard weight in kg	Standard volume in m ³
Ramses with Aster 550 filter	41910	1	76	1.18
Ramses with Millennium 560 filter	69829	1	68	1.18



Ramses Up above-ground compacts

DESCRIPTION

Designed for outdoor installation. Lid with reinforced edge. Size: 149 x 82 x 120.

	Code	Standard Pack	Standard weight in kg	Standard volume in m ³
With Aster 550 Sena 1 HP	61423AS55001	1	75	1.5

See our wide range of housing according to your filtration needs

COMPACTS WITHOUT INTERIOR INSTALLATION

In-ground compact housings



Supplied with openings for connections

DESCRIPTION

Stackable to facilitate shipping and storage; streamlined interior to obtain top performance in the smallest possible space. Light cover with reinforced hinges. Prefabricated in polyester and fibreglass with a gelcoat finish. Outside of the cover in green and inside of the housing in ivory.

	Code	Standard Pack	Standard weight in kg	Standard volume in m ³
For filters Ø 350 mm	00615/1	1	175	2.02
For filters Ø 400-600 mm	00616/1	1	156.5	2.54
For filters Ø 650-800 mm	00618	1	126.0	3.87



Semi in-ground compact housings

DESCRIPTION

Prefabricated in polyester and fibreglass. Ivory. Fully opening cover.

	Code	Standard Pack	Standard weight in kg	Standard volume in m ³
For filters Ø 400-600 mm	00619/1	1	80.0	2.7
For filters Ø 600-750 mm	00620/1	1	145.0	3.2



Above ground compact housings

DESCRIPTION

Designed for outdoor installation. Lid with reinforced edge. Size: 149 x 82 x 120.

	Code	Standard Pack	Standard weight in kg	Standard volume in m ³
For filters Ø 400 - 600 mm	74970	1	25	0.400

- A wide range of valves which offers the New Generation series, the Classic series and Flat series with 1½" and 2" valve configurations.
- The Magnum series with 2½" and 3" valves completes the range.

Six positions multiport valve



DESCRIPTION

A six positions multiport valve able to perform several functions in a hydraulic circuit: filtration, empty, closed, backwashing and rinsing of the filter. Its extremely functional design means that it can be fitted up to any installation. All joints will be perfectly sealed and it is easy to operate.

Its minimum friction and resistance, maximum safety were decisive factors to choose the best materials of its components: ABS body, lid and handle, PPO distributor, EPDM gaskets, metal parts in stainless steel.



CONNECTION OPTIONS IN MULTI-PORT VALVE

Connection options	Connection	Outlets	New Generation		Classic		Classic Plus		Flat		Magnum	
			1½" Eco	1½"	2"	1½"	2"	1½"	2"	1½"	2½"	3"
Configuration 1 	Without connection	Threaded BSP			28509	11542	08938					
		Smooth				00597						
Configuration 2 	With connection	Threaded BSP										
		Smooth				15385	15389					
	Without connection	Threaded BSP			28510	11366	08939					
		Smooth										
Configuration 3 	With connection	Threaded BSP										
		Smooth		20569	28512			73950	74862	34543	24837	
		Threaded NPT		22355	30788	06673-0700	09848				24840	
	Without connection	Threaded BSP		23108	28511			76148	76149	34544	24838	
		Smooth		20043				75285		34545		
		Threaded NPT		22356	30795	06595	07440				24839	30798
Configuration 4 	Without connection	Threaded BSP		28513	11368	08940						
		Smooth										
Configuration 5 	Without connection	Threaded BSP		28514			76150	16151			28515	
		Smooth										
Top	Without connection	Threaded BSP										
		Smooth	32583	20565	33968	65216	22490		34546			
		Threaded NPT		22358			22492					

Classic Plus

- Manual multiport valves with six channels to carry out different functions in an hydraulic circuit.
- Connection to filter through a sweep elbow instead of a 90° elbow and new design to offer a reduced pressure loss.
- Diverter gasket placed in the diverter instead of the body to improve performance and maintenance.

Classic Plus



	Code	Standard Pack	Standard weight in kg	Standard volume in m ³
1½" and 2" multiport valve with filter connections				
1½" multiport valve - Configuration 3	73950	6	13	0.079
2" multiport valve - Configuration 3	74862	6	24	0.079
1½" and 2" multiport valve without filter connections				
1½" multiport valve - Configuration 3	76148	6	-	0.079
2" multiport valve - Configuration 3	76149	6	-	0.079
1½" and 2" multiport valve with filter connections - WHITE				
1½" multiport valve - Configuration 3	74999	6	13	0.079
2" multiport valve - Configuration 3	76146	6	24	0.079
1½" multiport valve without filter connections - smooth unions				
1½" multiport valve - Configuration 3	75285	6	-	0.079
1½" multiport valve with filter connections - smooth unions - WHITE				
1½" multiport valve - Configuration 3	76147	6	13	0.079
1½" and 2" multiport valve without filter connections				
1½" multiport valve - Configuration 5	76150	6	13	0.079
2" multiport valve - Configuration 5	76151	6	13	0.079

CORRESPONDENCE CHART (VALVES COMPLETELY COMPATIBLE IN THE INSTALLATION)

CLASSIC PLUS CODE	CLASSIC CODE (discontinued)
73950	00599
74862	07444
76148	14909
76149	07441
74999	06563
76146	11156
75285	00598
76147	61306

Classic

- Manual multiport valves with six channels to carry out different functions in an hydraulic circuit.
- Its design, basically functional, offers a wide range of possibilities of connection to any installation, assuring perfect water-tightness and comfortable handling.



Classic

1 1/2" and 2" multiport valve with filter connections



	Code	Standard Pack	Standard weight in kg	Standard volume in m ³
1 1/2" NPT multiport valve - Configuration 3	06673-0700	6	15.5	0.079
2" NPT multiport valve- Configuration 3	09848	6	22.7	0.150
2" multiport valve - Configuration 3 (special distance between con. 270mm - for filter 08133)	21263	6	22.2	0.165



Classic

1 1/2" and 2" multiport valve



	Code	Standard Pack	Standard weight in kg	Standard volume in m ³
1 1/2" multiport valve - Configuration 1	00597	6	12.2	0.079
1 1/2" NPT multiport valve - Configuration 3	06595	6	12.1	0.079
2" NPT multiport valve - Configuration 3	07440	6	19.9	0.150



Classic

2" TOP multiport valve



DESCRIPTION

6-way TOP multiport valve for residential pools. Body, cover and handle injected in ABS.

	Code	Standard Pack	Standard weight in kg	Standard volume in m ³
Top 1 1/2" Multiport valve	65216	6	14.6	0.123
Top 2" Multiport valve	22490	1	3.45	0.028
2" TOP multiport valve NPT	22492	1	3.45	0.028

65216



22490

New Generation

- Manual multiport valves which incorporate a bayonet closing system (replacing bolts).
- This eases dismantling for maintenance and prevents rust.
- The range includes the 1½" and 2" versions, including a "Top Eco" version available in 1½".

New generation

Selector valve with coupling to filter



	Code	Standard Pack	Standard weight in kg	Standard volume in m³
Configuration 3 - 1½"	20569	6	14.0	0.079
Configuration 3 - 2"	28512	6	26.4	0.165
Configuration 3 - 1½" NPT	22355	6	14.0	0.079
Configuration 3 - 2" NPT	30788	6	26.4	0.165
Configuration 3 - 2" (special distance between con. 270mm - for filter 08133)	59968	6	24.6	0.165

New generation

1½" and 2" multiport valve



	Code	Standard Pack	Standard weight in kg	Standard volume in m³
Multiport valve 1½" - Configuration 3	20043	6	11.5	0.079
Multiport valve 2":				
Configuration 1	28509	6	22.3	0.165
Configuration 2	28510	6	22.3	0.165
Configuration 3	28511	6	22.3	0.165
Configuration 4	28513	6	22.3	0.165
Configuration 5	28514	6	22.3	0.165
Multiport valve 1½" NPT - Configuration 3	22356	6	11.5	0.079
Multiport valve 2" NPT - Configuration 3	30795	6	22.3	0.165

New generation

1½" and 2" multiport valve. Top Config.



	Code	Standard Pack	Standard weight in kg	Standard volume in m³
Top 1½" Multiport valve	20565	6	12.10	0.079
Top 2" Multiport valve	33968	1	3.95	0.028
Top 1½" NPT Multiport valve	22358	6	12.10	0.079
Top 1½" Multiport valve (for Aster filter)	31993	6	11.8	0.124
Top 2" Multiport valve (for Aster filter)	33969	1	3.85	0.028

New generation

1½" multiport valve. Top ECO version



DESCRIPTION

6-way multiport valve for above ground pool filters where the pressure does not exceed 1.5 bar, of maximum diameter 380 mm. Bayonet closing system.

	Code	Standard Pack	Standard weight in kg	Standard volume in m³
1½" multiport valve. Top ECO version	32583	6	8.83	0.082

Flat

- Multiport valve which features a special compact look thanks to its single-level design (compared to the normal twin-level set-up in other multiport valves).
- This reduced size makes the equipment especially suitable in installations where space is at a premium, such as in filter housing or monoblocks.



Flat

1 1/2" lateral multiport valve with filter connections



	Code	Standard Pack	Standard weight in kg	Standard volume in m ³
Configuration 3	34543	6	9.3	0.08



Flat

1 1/2" lateral multiport valve - Flat



	Code	Standard Pack	Standard weight in kg	Standard volume in m ³
Configuration 3 (bottom port threaded)	34544	6	9.3	0.08
Configuration 3 (bottom port solvent socket)	34545	6	9.3	0.08



Flat

1 1/2" TOP multiport valve - Flat



	Code	Standard Pack	Standard weight in kg	Standard volume in m ³
	34546	6	9.3	0.08

Magnum

- Specially designed to support high working pressures and connection to large filters which require special connections.
- Choose from the models offered: 2 1/2", 3" and 4" multiport valves.



Magnum

2 1/2" multiport valve with filter connections



DESCRIPTION

Multiport valve with filter connections.

	Code	Standard Pack	Standard weight in kg	Standard volume in m ³
2 1/2" multiport valve - Configuration 3	24837	1	9.5	0.060
2 1/2" NPT multiport valve - Config. 3	24840	1	9.5	0.060



Magnum

2 1/2" multiport valve



DESCRIPTION

Filter inlet from the side and outlet from the bottom. With threaded outlets.

	Code	Standard Pack	Standard weight in kg	Standard volume in m ³
2 1/2" multiport valve - Configuration 3	24838	1	8.2	0.061
2 1/2" NPT multiport valve - Config. 3	24839	1	8.2	0.061



Magnum

3" multiport valve



DESCRIPTION

Side mounted multiport valve for connecting to filters. Body and cover injected in ABS with fiberglass. Handle injected in ABS. Sealing system by stainless steel screws. Supplied with two plugs so that the customer can adapt the valve to the most suitable configuration.

	Code	Standard Pack	Standard weight in kg	Standard volume in m ³
3" multiport valve	28515	1	9.8	0.064
3" NPT multiport valve	30798	1	9.8	0.064

VRAC Flat

1½" automatic multiport system valve



DESCRIPTION

Basic automatic multiport valve model that stands out for its easy operation.
Voltage 230/115 volts. Controls filtration, backwashing, rinsing and emptying.

	Code	Standard Pack	Standard weight in kg	Standard volume in m ³
TOP 1½" multiport valve with actuator	43512	1	4.1	0.02
SIDE 1½" multiport valve with actuator	43513	1	3.9	0.02

VRAC III

automatic multiport valve



DESCRIPTION

Improved automatic multiport valve operated via button keypad. It makes possible to control filtration, backwashing, rinsing, emptying, recirculation and closed positions.

NEW in 2021!

Better features to the automatic multiport valve replacing the pressure switch for an analog pressure sensor.

- Easy program of the pressure set point for backwashing - Pressing a button.
- Avoid corrosion - No metallic elements.
- Friendly set up Fluidra Connect Box - System VRAC Basic III
- Adaptable: For using in all devices with a media filter, and it is quick and easy to install.
- Comfort: With a simple programming using the keypad, you will receive a fully automated filtration for your pool.
- Hygiene: You will obtain an optimal water quality for swimming, optimizing the wash cycles (daily, weekly or by pressure monitoring).
- Safety: The automatic valve continuously monitors the filtration system and the valve, thus preventing potential breakdowns. New power surge protection. Spring coated to prevent rusting.

LED lights for quick look of basic information.

	Code	Standard Pack	Standard weight in kg	Standard volume in m ³
Basic 1½" side mounted, Config. 3	72433	1	4.27	0.023
Basic 2" side mounted, Config. 3	72434	1	5.75	0.033



A multiport safety valve (code 41898 or 41899) is recommended.

Substituted codes:

72433 in substitution of 70768 and 57186.

72434 in substitution of 70769 and 57187

Hydraulic safety valve



DESCRIPTION

The 1½" hydraulic safety valve in the drain is specially designed for installation in the drain outlet of an automatic multiport valve on a pool sand filter.

Using it prevents water loss when the valve changes its working position or when the electricity flow fails and the valve remains in a position in which it could empty the pool.

It is recommended in installations with SYSTEM VRAC multiport valves.

	Code	Standard Pack	Standard weight in kg	Standard volume in m ³
With 50 mm straight double connection	41898	2	1.8	0.02
With 1½" BSP double pipe connection	41899	2	1.8	0.02

Gauge panel unit



DESCRIPTION

Including air vents.

	Code	Standard Pack	Standard weight in kg	Standard volume in m ³
With pressure gauges 3 kg/cm ²	00729	1	1	0.007
With pressure gauges 6 kg/cm ²	00730	1	1	0.007

OC-1 filtration media

DESCRIPTION

OC-1 filtration load: The future of pool filtration

OC refers to Open Cell and OC-1 is a mechanical filter that uses open-cell filtration technology to filter water with a high quality, increasing the water saving and energy potential. The filtration media is an extruded plastic compound comprising a base of High Density Polyethylene with Calcium Carbonate.

- Saves water: exclusive filtration method that reduces water consumption by more than 40%.
- Saves power: lets you use a smaller pump or lower the power to get the same flow you would with traditional filtration media.
- Saves time: OC-1 reduces backwash frequency to less than a third of traditional methods, meaning more leisure time for you.
- The OC-1 media has been tested in accordance with current European standard EN16713-1.



	Code	Standard Pack	Standard weight in kg	Standard volume in m ³
OC-1 50L filtration media bag	69752	1	9.0	0.05
OC-1 20L filtration media bag	69753	1	3.6	0.02

Active Clear Glass

DESCRIPTION

AstralPool sells Active Clear Glass filtration material.

Active Clear Glass has the following benefits:

- More efficient and ecological filtration with water and energy savings.
- Higher filtration capacity with a cleaner bed that traps bacteria.

	Code	Standard Pack	Standard weight in kg	Standard volume in m ³
Granulometry				
0.5 mm - 1.0 mm	57011	1	25.0	0.667
1.0 mm - 3.0 mm	57012	1	25.0	0.667
3.0 mm - 7.0 mm	57013	1	25.0	0.667



TECHNICAL FEATURES

	Code	Range	% Volume of the filter bed	
			Filters D < 900 mm	Filters D > 900 mm
Range1	57011	0.5 - 1.0 mm	0.8	0.6
Range2	57012	1.0 - 3.0 mm	0	0.2
Range3	57013	3,0 - 7,0 mm	0.2	0.2

Silex



DESCRIPTION

Other silex grades available to order.

25 Kg bag.

	Code	Standard Pack	Standard weight in kg	Standard volume in m ³
Granulometry 0.4 - 0.8 mm	00596	1	25	0.667

Gravel



DESCRIPTION

Please ask for a quotation for other grades.

25 Kg bag.

	Code	Standard Pack	Standard weight in kg	Standard volume in m ³
Granulometry 1 - 2 mm	10697	1	25	0.667
Granulometry 3 - 5 mm	11346	1	25	0.667

Anthracite



DESCRIPTION

Please ask for a quotation for other grades.

25 Kg bag.

	Code	Standard Pack	Standard weight in kg	Standard volume in m ³
Granulometry 0.8 - 1.6 mm	03696	1	25	0.8

Zeolite



DESCRIPTION

Natural porous material that has higher filtration qualities than the normal substrate. It can be compared to that of diatoms, at a much more competitive price and longer duration.

	Code	Standard Pack	Standard weight in kg	Standard volume in m ³
Zeolite standard 0.5 - 1 mm	25845	1	25	-
Zeolite standard 1-2 mm	25846	1	30	0.023
Zeolite standard 2-5 mm	25847	1	30	0.023

Diatomaceous earth



	Code	Standard Pack	Standard weight in kg	Standard volume in m ³
Celatom FW-60. 20 Kgs bag	03247	1	20	0.60
Celite 545. 23 Kgs bag	03246	1	23	0.60

FILTERS

A COMPLETE FILTRATION RANGE

> A FILTER FOR EVERY POOL

Central component of the filtration system, **the filter contains a filtration medium (that may be sand, glass, cartridge or another material, depending on the filter type)**. So, debris and impurities are trapped in the filter tank.

An efficient filtration system is **essential for the effectiveness of water treatment**.

Zodiac® offers 2 filter ranges to best meet varying user needs:

> CS CARTRIDGE FILTERS

- + very compact filters that can be installed in confined technical rooms
- + ultra-fine filtration up to 15-20 µm for translucent water
- + saves water during maintenance (no backwash)
- + no need to connect to the drain

3 YEAR
WARRANTY
ALL PARTS

5 YEAR
WARRANTY
ON TANKS

ALL TYPES OF SWIMMING POOLS

FINE FILTRATION

ECO FRIENDLY

Water Conservation

> MS MEDIA FILTERS

- + long-lasting glass-fibre reinforced polyester filters
- + designed to work with sand and filtration glass (Crystal Clear)
- + easy maintenance

3 YEAR
WARRANTY
ALL PARTS

10 YEAR
WARRANTY
ON TANKS

ALL TYPES OF SWIMMING POOLS

EASY MAINTENANCE



COMPARATIVE TABLE OF THE RANGE

	CS Eco-friendly cartridge filters for fine filtration	MS Simple and long-lasting sand filters
Warranty	5 years (tank) / 3 years	10 years (tank) / 3 years
Easy installation	Yes (VersaPlumb® kit)	-
Filtration medium	CS cartridge	Glass or sand
Filtration level	15 - 20 microns	20 - 50 microns
Number of models	2	5
Footprint	37 cm	47-95 cm
Max. pool volume	170 m ³	200 m ³
Pressure gauge	Yes	Yes
Multiway valve	N / A	Yes
Drain	Yes (+ connection kit)	Yes, double (media + water)



FILTERS

CS



3 YEAR
WARRANTY

5 YEAR
WARRANTY
ON TANK



- + Ultra fine filtering
- + Easy maintenance and water savings
- + Adapted to any pool pad

ACCESSORIES INCLUDED IN THE PACK

15-20 µm filtering cartridge	63/50mm union tailpieces	63/50mm union tailpieces	Pressure gauge	Air relief

OPTIONAL ACCESSORIES
ASSOCIATED PRODUCTS

VersaPlumb® Kit	Cartridge CS 100	Cartridge CS 150
WF000026	R0462201	R0462301

PRODUCT REFERENCES

Model	CS 100	CS 150
Standard Model	WF000024	WF000025

DESCRIPTION

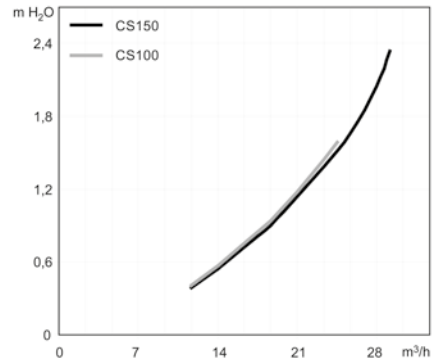
Model	CS 100	CS 150
Tank material	Fiber glass reinforced polypropylene	
Pressure gauge position	Onto the top cover	
Connections	63/50mm union tailpieces	
Drain	63mm, 63/50mm plumbing kit provided	

TECHNICAL SPECIFICATIONS

Model	CS 100	CS 150
Filtration capacity m ³ (6 h/day)	130	170
Max flow rate (m ³ /h)	22.7	28.4
Filtering area (m ²)	9.3	14
Cartridge layers number	143	215
Filtration speed (m ³ /h/m ²)	2.4	2.1
Filtration speed at 1 m/s	0.64 m ³ /h/m ²	
Working pressure (bar or kg/cm ²)	0.2 - 0.8 (variable speed pump); 0.4 - 1.2 (single speed pump)	
Maximum pressure (bar or kg/cm ²)	3.5	

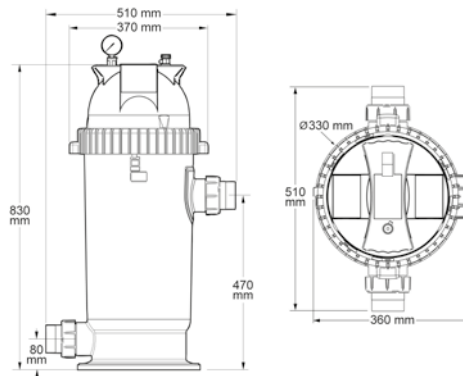
PERFORMANCE

- CS filter head losses expressed in meters of water: 1 m H₂O = 0.1 bar



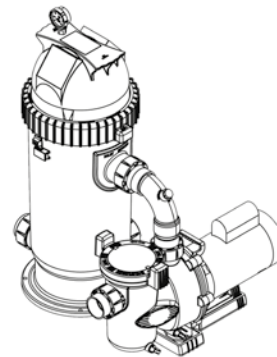
DIMENSIONS AND WEIGHT

Model	CS 100	CS 150
Weight (filter + cartridge)	14 kg	13 kg
Footprint (filter foot diameter)	33 cm	
Overall height (with pressure gauge)	92 cm	
Needed clearance (to replace cartridge)	44 cm above the filter	



INSTALLATION

- Optional Versa Plumb® kit allows a quick, compact and efficient connection between CS filter and any Zodiac FloPro™ pump.
- The Versa Plumb® sweep elbow is equipped with a 1/2" thread to install an earthing anode for example (see earthing anode kit in Water Treatment pages - part R0673800).



FILTERS

MS



3 YEAR
WARRANTY

10 YEAR
WARRANTY
ON TANK



- + Easy to install
- + Efficient filtration
- + Easy maintenance

ACCESSORIES INCLUDED IN THE PACK

"Classic" multiport valve kit	Pressure gauge & air relief kit	Bolts kit	Media filling cap

ASSOCIATED PRODUCTS

Crystal Clear 0,7/1,3 mm - Glass media WF000063	Crystal Clear 1,0/3,0 mm - Glass media WF000064
---	---

PRODUCT REFERENCES

Model	MS 470	MS 530	MS 650	MS 800	MS 950
Standard Model	WF000094	WF000095	WF000096	WF000097	WF000098

DESCRIPTION

Model	MS 470	MS 530	MS 650	MS 800	MS 950
Tank material	Fiberglass reinforced polyester				
Multiport valve	6-way side mount valve (filtration, backwash, rinse, drain, circulation, closed)				
Pressure gauge position	Onto the top cover using a T-shape adaptor threaded into the lid				
Connections	All connections are threaded for an easy maintenance (multiport valve & piping)				
Drain	3/8" (water) / 2 1/2" (filter media, except for MS 470)				

TECHNICAL SPECIFICATIONS

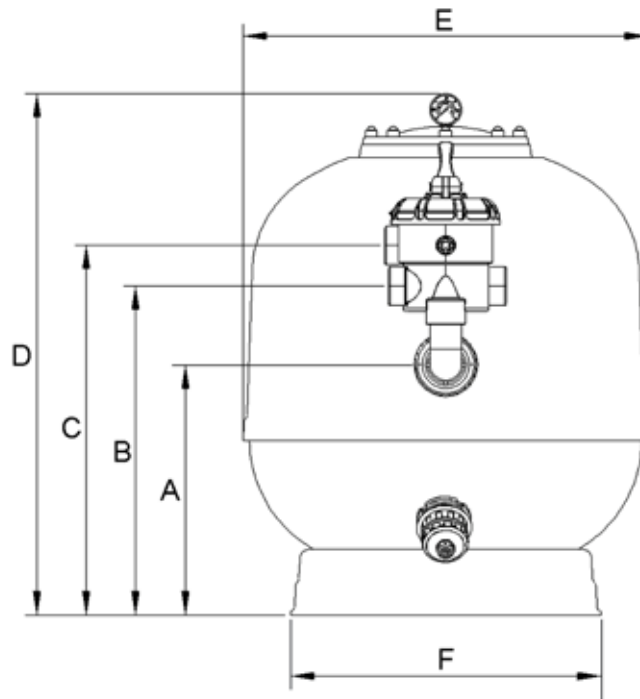
Model	MS 470	MS 530	MS 650	MS 800	MS 950
Tank diameter (mm)	475	532	645	798	950
Max flow rate (m ³ /h)*	8	10	16	23.5	33
Filtering area (m ²)	0.16	0.2	0.32	0.47	0.66
Filtration capacity m ³ (6h/day)	48	60	96	140	200
Diameter of threaded connections	1 1/2"			2"	
Working pressure (bar or kg/cm ²)	0.2 - 0.8 (variable speed pump); 0.4 - 1.4 (single speed pump)				
Maximum pressure (bar or kg/cm ²)	2.5				
Total weight of Crystal Clear	75	90	135	270	420
Nbr of bags - Crystal Clear 1.0/3.0 mm		1		2	3
Nbr of bags - Crystal Clear 0.7/1.3 mm	4	5	8	16	25
Total weight of sand	85	100	160	305	460

* : For a 50 m³/h/m² filtration speed

DIMENSIONS AND WEIGHT

Model		MS 470	MS 530	MS 650	MS 800	MS 950
Clearance below valve*		310	320	375	390	420
A (mm)		340	350	405	430	460
B (mm)		465	475	530	660	690
C (mm)		529	539	594	736	766
D (mm)		705	745	815	984	1027
E external (mm)		475	532	645	798	950
E internal (mm)		450	510	635	770	920
F (mm)		347	400	490	625	705
Valve connections	Height spacing	64	64	64	76	76
	Width spacing	74	74	74	79	79
	Threaded ports	1½"	1½"	1½"	2"	2"
Complete filter net weight (kg)		15 kg	18 kg	21 kg	36 kg	58 kg

* : Clearance below multiport valve elbow pipe to show clearance for pump installation




FILTERING MEDIA

Crystal Clear



- + Optimum filtration efficiency
- + Long lasting : lasts 3 times longer than sand
- + Eco-friendly : up to 75% water savings



ASSOCIATED PRODUCTS

MS filter	Hydroxinator® IQ	Hydroxinator®
WF000094/95/96/97/98	WW000172/173/174/175	(old model)

PRODUCT REFERENCES

Model	Crystal Clear 0,7/1,3 mm	Crystal Clear 1,0/3,0 mm
Standard Model	WF000063	WF000064

DESCRIPTION

Model	Crystal Clear 0,7/1,3 mm	Crystal Clear 1,0/3,0 mm
Contents	Filtering medium made of 100% pure glass crystals	
Form	Translucent	
Dosage	Total weight in the filter : 10% less than the equivalent in sand 1,0/3,0mm : sufficient to cover the filter laterals 0,7/1,3 mm : in addition, to make up the total weight	
Filtration efficiency	77,9% turbidity reduction*	
Bag dimensions (l x h)	45 x 65 cm	
Bag net weight	15 kg (= shipping unit, skus can be mixed on a pallet)	

* Turbidity reduction test carried in a lab with Crystal Clear fine, under EN 16713-1 standard (test §7.2.4). Regulatory requirement is 50% min.





PUMPS



202 PUMP FEATURES AND SELECTION

205 VARIABLE SPEED PUMPS

205 Victoria Plus Silent VS

206 SELF-PRIMING PUMPS

206 Victoria Plus Silent

207 Verdon ES

208 Sena

209 CONTROL BOXES

213 COUNTERCURRENT SWIMMING EQUIPMENT - SELECTION & EQUIPMENT



224 PUMPS

228 FloPro™

230 E30iQ

232 FloPro™ VS

234 iQPUMP



236 PUMPS

236 SSP

237 VSP

ASTRALPOOL PUMPS

EXCELLENCE AT THE HEART OF POOLS

At AstralPool, we don't just strive for good performance or innovative products but for the highest quality & reliability. Because what really makes the difference in the world of pumps is that everything goes the right way, as pumps are the heart of the pool.

And the only way to achieve this is through excellence every step of the way, from conceptualization to industrialization.

RELIABILITY IN DESIGN AND MANUFACTURING



A 30-YEAR-OLD EXPERTISE

At AstralPool, we have more than 30 years of experience designing, manufacturing, and supervising every aspect of the whole process in-house.

With **our 5 worldwide R&D centers** and **factories in Europe**, we are giving the best of ourselves to produce high-quality pumps as our customers deserve nothing but the best.

Our expertise has led us to become one of the market leaders, **more than 0.5 million pumps delivered annually** to the pool industry.



EUROPEAN ENGINEERING & MANUFACTURING

We use the latest technologies such as computer-aided design and engineering (CAD/CAE), flow and mechanical simulations (CFD/FEA) to deliver **high-performing, reliable and efficient pumps**.

Our more than a year long prototyping and industrialization processes, in which everything is adjusted to its detail, piece by piece, mould by mould, assure us that **all products are equally perfect**.

During all the processes, we ensure that the quality of our pumps meets our expectations. This is why we develop **with more than 500 R&D tests** and more than **200 endurance tests annually**. Additionally, **we test 100% of our pumps** produced in our own factory under the quality certification of ISO 9001.



BEST IN CLASS SERVICE

Our dedicated team is here to offer an **efficient & close service** to support our customers during the whole journey through a committed sales team, detailed product training, wide logistic network and all the organization focused on customer satisfaction.

Thanks to our more than **100 Fluidra Pro centers** and direct presence in more than 35 countries, we are committed to bringing **proximity, service, and flexibility**.

Want to know more about AstralPool pumps? Check our video by flashing this QR code.



A WIDE RANGE TO MEET EVERY NEED



VARIABLE SPEED PUMPS

The sustainable solution, that ensures crystal-clear water and quietness while enabling great energy savings.



COMFORT SINGLE SPEED PUMPS

The widest range of pumps, able to fit any pool, that combines high performance and easy maintenance.



COMPACT SINGLE SPEED PUMPS

Small sized to fit everywhere, suitable for small to medium pools.

A UNIQUE TRACK RECORD

Many emblematic institutions around the world have trusted us for their pumps. We provide pumps for all kind of installations: swimming pools, aquariums, wellness, spas, fountains and lagoons.



ASIAN GAMES — INDONESIA



NEWCASTLE GREAT EXHIBITION OF THE NORTH — UNITED KINGDOM



AQUATICUM WATER PARK — HUNGARY

PUMP SELECTION GUIDE

HOW DO YOU SELECT THE PUMP THAT YOU NEED?

The selection of the pump is essential for running a pool's water treatment system.

The pump is the heart of a water facility and provides the power that makes the water circulate.

Its main use is to filter the water so that it is clear and to ensure its full recirculation. The main steps for selecting a pump are:

- Setting the flow rate required depending on the pool's volume and dirt load. The flow rate must always be suitable for the filter fitted. It is very important that it neither be too slow nor too fast.
- Setting the pressure required depending the hydraulic facility's features.
- Taking into account any other units that may have been installed, such as salt chlorinators and heat pumps,

whenever they involve constraints on the flow rate or pressure. For example, if a minimum flow rate is required for a unit to run.








- Selecting the pump ranges that supply this flow rate and pressure.
- Choosing the pump with the features that are best suited to a pool's requirements and those of its owner.

Pumps also have other uses, such as running water features and massage jets. In such cases, read the specifications for each use and select the right pump.

Variable speed technology delivers the highest levels of comfort and features. It is without a doubt the best choice for the most exacting users.

PUMP RANGES AND MAIN ADVANTAGES

To select the right pump, you can use the following table that shows the features according to pool size.

FEATURES				
COMFORT VARIABLE SPEED	<ol style="list-style-type: none"> 1. Energy savings 2. Quiet operation 3. Crystal Clear water 	 Victoria Plus Silent VS		
COMFORT SINGLE SPEED	<ol style="list-style-type: none"> 1. Wide range for any pool size 2. Easy maintenance 3. High performance 	 Victoria Plus Silent		
			 Verdon ES	
COMPACT SINGLE SPEED	<ol style="list-style-type: none"> 1. For small to medium pools 2. Small sized to fit everywhere 3. Intermediate performance 	 Sena		
		SMALL POOL	MEDIUM-SIZED POOL	LARGE POOL
				

PUMP FEATURES AND SELECTION

	VARIABLE SPEED COMFORT	SINGLE SPEED COMFORT	SINGLE SPEED COMFORT	SINGLE SPEED COMPACT
				
	VICTORIA PLUS SILENT VS	VICTORIA PLUS SILENT	VERDON ES	SENA
Range	100 - 200	50 - 300	50 - 300	33 - 125
Flow rate range (m ³ /h)	17.0 - 26.0	8.0 - 33.0	7.0 - 31.0	3.5 - 16.3
Power supply	1~	1~ and 3~ for all	1~ from 50 to 75 1~ & 3~ from 100 to 300	1~ from 33 to 50 1~ & 3~ from 75 to 125
Hydraulic fittings	D50 to D63 or 2"	D50 to D75 or 2"	D50 to D75	D50
Couplings included	Yes D50-D63 acc. to power	Yes D50-D75 acc. to power	Yes D50-D75 acc. to power	Yes D50
Full backward compatibility	Victoria Plus*	Victoria Plus*	ESPA Silen S2**	
Prefilter size (l)	3	3	3	0.9
Efficiency	★★★★★	★★★★★	★★★★★	★★★★★
Noise (dBA)	62 - 47	61	64	62
Possible controls	Standalone Dry contacts Fluidra Connect remote control Automated system	On/Off	On/Off	On/Off
Program settings	Hourly 3 speeds	--	--	--
User interface	LCD display Removable interface	--	--	--
Automation compatible	Yes - Fluidra Connect	--	--	--
Warranty				

→ Table of self-priming filtration pumps for residential pools.

→ For details on backward compatibility in multi-compatibility ranges, see the product's technical specifications, catalogue or website.

→ Total efficiency (hydraulic power/electric power consumed). Comparison based on internal tests on the ranges shown in this table.

→ Noise. Based on internal tests. A 1 HP model for ranges with multiple powers.

→ Flow rates at 10 m.c.w. for Comfort ranges and at 8 m.c.w. for Compact ranges.

* Full backward compatibility with pump-friendly installations.

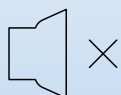
** These are third-party brands that are not related to Fluidra

⁽¹⁾ Check conditions for the warranty extension. Only available in selected countries.

VICTORIA PLUS SILENT VS

Shhhhh... Relax and enjoy the silence of your pool

A NEW GENERATION OF FILTRATION PUMPS



Silent

At just 45 dB, it is amongst the most silent pumps in the market



Savings

A variable speed pump that could see you save as 900€ in power consumption



Fluidra Connect connectivity

Download the app and program it from your mobile phone or tablet



User-friendly display

Easy to use and program with the added bonus that it can be installed on a wall



Easy to replace

Compatible with all earlier Victoria models by AstralPool



Reliability

Cutting-edge engineering tested for a long, problem-free service life



Victoria Plus Silent VS

- + Excellence in energy savings
- + High comfort
- + Optimized filtration quality

DESCRIPTION

The Victoria Plus Silent pump for residential pools comes with two motor powers, has variable speeds and can be automatically controlled.

This pump has been designed for both new-build pools and as a replacement for pumps already fitted.

Significant power savings can be made thanks to the use of variable speeds and the timer.

The pump is compatible with the Fluidra Connect platform.

It has a built-in HMI controller with the possibility of mounting it on a wall for better usability.

Bathers experience a greater feeling of well-being due to the reduced noise level.

There are digital inputs and outputs for the smooth running of all pool units, such as the salt chlorinator and heat pump. It includes a power factor correction function for reducing current flow. It does not require an external power pack for Fluidra Connect.



Fluidra Connect compatible

* Check conditions for the warranty extension. Only available in selected countries.

Installation and control:



HMI control system on pump



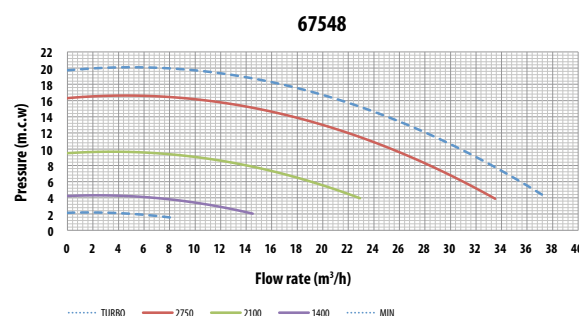
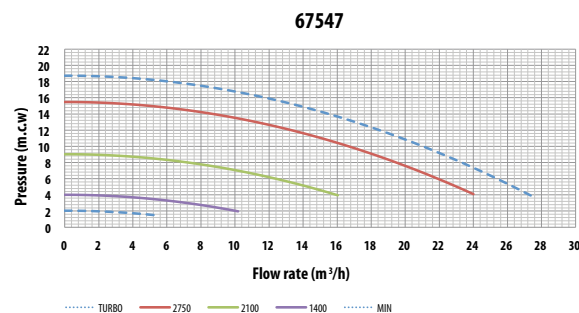
HMI control system on wall

	Code	Standard Pack	Standard weight in kg	Standard volume in m ³
Victoria Plus Silent VS 100	67547	1	19	0.087
Victoria Plus Silent VS 200	67548	1	22	0.087

TECHNICAL FEATURES

	67547			67548		
	LOW	MEDIUM	HIGH	LOW	MEDIUM	HIGH
Speed (rpm)	1400	2100	2750	1400	2100	2750
Voltage (V)	220-240	220-240	220-240	220-240	220-240	220-240
Frequency (Hz)	50/60	50/60	50/60	50/60	50/60	50/60
Power (W)	170	470	1030	258	750	1560
Current (A)	1	2.2	4.5	1.4	3.4	7.1
Flow rate (m ³ /h)	8.2	12.4	16.7	11.1	18.8	25.5
Pressure (m)	2.7	6.1	10	3.2	6.2	10
Efficiency (l/Wh)	48.3	26.4	16.2	43	25	16.3
Max. working pressure (m)	4	9	15.5	4	9.4	16.3
Noise (dB)	45	53	61	51	58	66

PERFORMANCE



Menu-driven adjustments and settings



Intuitive weekly timer settings



Pre-set and adjustable speeds



Power consumption and savings display

Victoria Plus Silent



- + Long service life
- + Superior performance
- + For all pools

DESCRIPTION

A self-priming pump with single-phase and three-phase motors. A prefilter is mounted on the body of the pump to prevent foreign bodies from entering it that may damage its hydraulic parts. The motors supplied come with an IP-55 protection rating and have been prepared to withstand hot environments and high levels of humidity. GS marking. The main characteristics of Victoria Plus Silent are:

- Low noise level: between 61 dB and 70 dB.
- Easy to use: Prefilter cap with 2 levers included (no spanner needed).
- Compatibility: Fully compatible in pools fitted with a Victoria Plus pump.
- Larger front bearing for improved axial thrust.
- PVC accessories assembly included in pump.



* Check conditions for the warranty extension. Only available in selected countries.



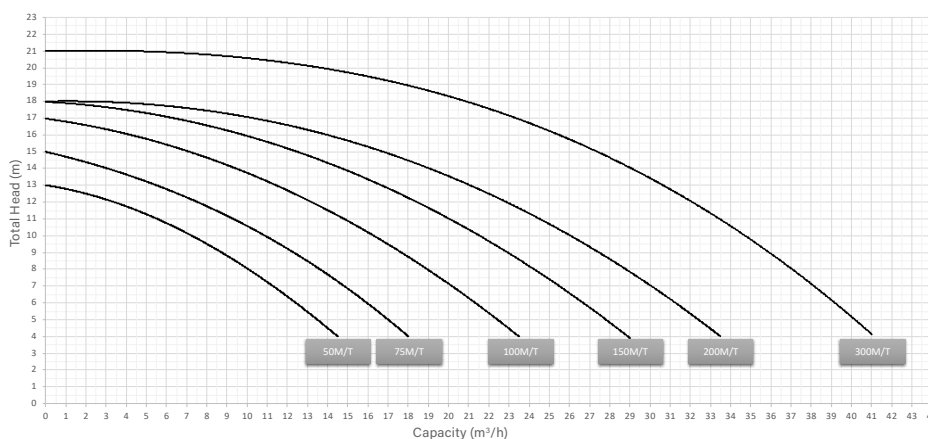
	Code	Standard Pack	Standard weight in kg	Standard volume in m ³
Victoria Plus Silent 50M	65557	1	12	0.07
Victoria Plus Silent 50T	65558	1	12	0.07
Victoria Plus Silent 75M	65560	1	13	0.07
Victoria Plus Silent 75T	65561	1	13	0.07
Victoria Plus Silent 100M	65562	1	14	0.07
Victoria Plus Silent 100T	65563	1	14	0.07
Victoria Plus Silent 150M	65564	1	17	0.07
Victoria Plus Silent 150T	65565	1	17	0.07
Victoria Plus Silent 200M	65566	1	18	0.07
Victoria Plus Silent 200T	65567	1	19	0.07
Victoria Plus Silent 300M	65569	1	23	0.07
Victoria Plus Silent 300T	65570	1	19	0.07

TECHNICAL FEATURES

REF	MODEL	Voltage	Flow at H _N	Nominal Head	Maximum Head	Maximum Flow	Motor Rated Output	Maximum Absorbed Power	Pipe Size
		U _N	Q _N	H _N	H _{MAX.}	Q _{MAX.}	P _{2N}	P _{IMAX}	D
		V	m ³ /h	m	m	m ³ /h	kW	kW	mm
65557	50M	230	7.5	10	13	14.5	0.38	0.58	D50
65558	50T	230/400	7.5	10	13	14.5	0.38	0.55	D50
65560	75M	230	11	10	15	18	0.56	0.72	D50
65561	75T	230/400	11	10	15	18	0.56	0.72	D50
65562	100M	230	16	10	17	23.5	0.75	0.98	D50
65563	100T	230/400	16	10	17	23.5	0.75	1.02	D50
65564	150M	230	21.5	10	18	29	1.12	1.40	D63
65565	150T	230/400	21.5	10	18	29	1.12	1.40	D63
65566	200M	230	26	10	18	33.5	1.49	1.80	D63
65567	200T	230/400	26	10	18	33.5	1.49	1.80	D63
65569	300M	230	35	10	21	41	2.24	2.59	D75
65570	300T	230/400	35	10	21	41	2.24	2.40	D75

Maximum flow at Head of 4 m.c.v

PERFORMANCE



SELF-PRIMING PUMPS

Verdon ES



- + Simple and reliable
- + For all pools
- + Easy maintenance

DESCRIPTION

Verdon ES is a wide range of self-priming pumps. Designed and produced to serve professional performance, to be reliable and with an exceptional value for money.

Ease of use and maintenance thanks to its large prefilter.

PVC accessories included in the pump.



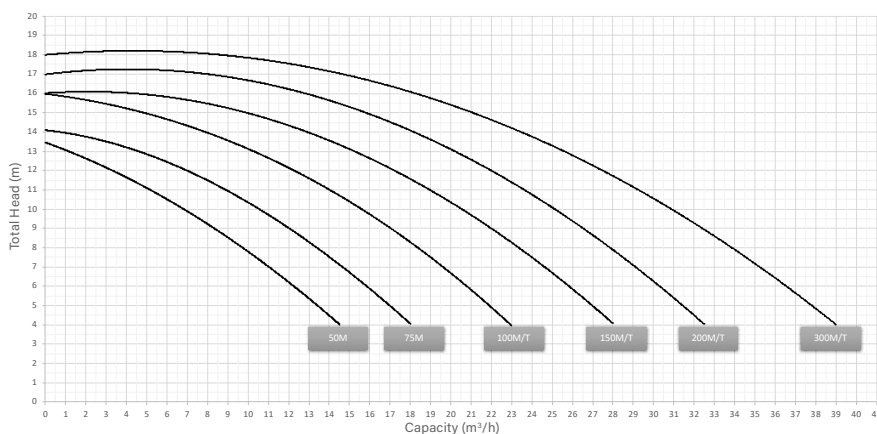
	Code	Standard Pack	Standard weight in kg	Standard volume in m ³
Verdon ES 50M	73676	1	12	0.07
Verdon ES 75M	73678	1	13	0.07
Verdon ES 100M	73680	1	14	0.07
Verdon ES 100T	73681	1	14	0.07
Verdon ES 150M	73682	1	17	0.07
Verdon ES 150T	73683	1	17	0.07
Verdon ES 200M	73684	1	18	0.07
Verdon ES 200T	73685	1	19	0.07
Verdon ES 300M	73686	1	23	0.07
Verdon ES 300T	73687	1	19	0.07

TECHNICAL FEATURES

REF	MODEL	Voltage	Flow at H _N	Nominal Head	Maximum Head	Maximum Flow	Motor Rated Output	Maximum Absorbed Power	Pipe Size
		U _N	Q _N	H _N	H _{MAX.}	Q _{MAX.}	P _{2N}	P _{IMAX}	D
		V	m ³ /h	m	m	m ³ /h	kW	kW	mm
73676	50M	230	7	10	13.5	14.5	0.38	0.56	D50
73678	75M	230	10.5	10	14	18	0.56	0.73	D50
73680	100M	230	15.5	10	16	23	0.75	0.96	D50
73681	100T	230/400	15.5	10	16	23	0.75	0.96	D50
73682	150M	230	20.5	10	16	28	1.12	1.42	D63
73683	150T	230/400	20.5	10	16	28	1.12	1.35	D63
73684	200M	230	25	10	17	32.5	1.49	1.85	D63
73685	200T	230/400	25	10	17	32.5	1.49	1.85	D63
73686	300M	230	31	10	18	39	2.24	2.56	D75
73687	300T	230/400	31	10	18	39	2.24	2.35	D75

Maximum flow at Head of 4 m.c.w

PERFORMANCE



Sena



- + Simple and reliable
- + Small sized to fit everywhere
- + For small to medium sized pools

DESCRIPTION

A compact self-priming pump with single-phase and three-phase motors. GS marking. IP-55 protection rating, Class F insulation and AISI-316 stainless steel for all components in direct contact with water.



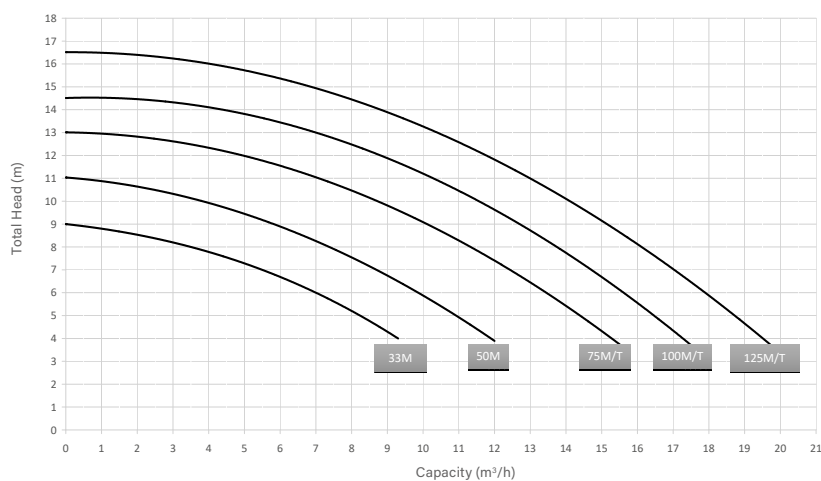
	Code	Standard Pack	Standard weight in kg	Standard volume in m ³
Sena 33M	25461	1	10.20	0.055
Sena 50M	25462	1	10.20	0.055
Sena 75M	25463	1	11.65	0.055
Sena 75T	25464	1	11.40	0.055
Sena 100M	25465	1	12.75	0.055
Sena 100T	25466	1	13.00	0.055
Sena 125M	25467	1	13.75	0.055
Sena 125T	25468	1	13.55	0.055

TECHNICAL FEATURES

REF	MODEL	Voltage	Flow at H _N	Nominal Head	Maximum Head	Maximum Flow	Motor Rated Output	Maximum Absorbed Power	Pipe Size
		U _N	Q _N	H _N	H _{MAX.}	Q _{MAX.}	P _{2N}	P _{IMAX}	D
		V	m ³ /h	m	m	m ³ /h	kW	kW	mm
25461	33M	230	3.5	8.0	9.0	9.3	0.25	0.46	D50
25462	50M	230	7.5	8.0	11.0	12.0	0.38	0.61	D50
25463	75M	230	11.2	8.0	13.0	15.3	0.56	0.91	D50
25464	75T	230/400	11.2	8.0	13.0	15.3	0.56	0.91	D50
25465	100M	230	13.8	8.0	14.5	17.3	0.75	1.14	D50
25466	100T	230/400	13.8	8.0	14.5	17.3	0.75	1.14	D50
25467	125M	230	16.0	8.0	16.5	19.5	0.94	1.19	D50
25468	125T	230/400	16.0	8.0	16.5	19.5	0.94	1.19	D50

Maximum flow at Head of 4 m.c.w

PERFORMANCE



- IP-65 protection.
- Glass panel with lock and key.
- All units are compatible with:
 - 220/240V 1-phase (P+N+T) 50Hz/60Hz
 - 380/415V 3-phase (3P+N+T) 50Hz/60Hz
 - 220/230V 3-phase (3P+T) 50Hz/60Hz
- 24h programming clock with hourly programming.
- Connection for remote control of pump (on/off,...) and for auxiliary equipment (cold detector, level control...).
- All products supplied with:
 - Electrical diagram
 - Connection diagram
 - Instructions for installation
 - CE conformity certificate
 - Stuffing box at every cable entrance
 - Screws and plugs (4) for fixing to wall
- The control box model should be selected according to the nominal voltage of the pump:

TECHNICAL FEATURES

Type	Intensity range	Power Range 1-phase 230V	Power Range 3-phases 400V	Power Range 3-phases 230V
A	1.6A - 2.5A	¼ HP	¾ HP - 1 HP	½ HP
B	2.5A - 4A	½ HP	1.5 HP - 2 HP	¾ HP - 1 HP
C	4A - 6.3A	¾ HP - 1 HP	3 HP*	1.5 HP
D	6A - 10A	1.5 HP	4 HP**	2 HP - 3 HP

* Also 3.5 hp 400V 3~ in plastic (code 08003)
 ** Also 4.5 and 5.5 hp 400 V 3~ in plastic (codes 08004, 08005)



Complies with Standard EN 16582-1:2015

Control box for pump overload protection



DESCRIPTION

Thermal overload protection (1.6 to 10A), contactor, 24 hr programming clock, modular switch with 3 positions, Auto / 0 / Manual.

	Code	Standard Pack	Standard weight in kg	Standard volume in m ³
Type A	25717	1	1.9	0.014
Type B	25718	1	1.9	0.014
Type C	25719	1	1.9	0.014
Type D	25720	1	1.9	0.014

Control box

for pump overload protection and underwater light



DESCRIPTION

Thermal overload protection (1.6 to 10A), contactor, 24 hr programming clock, modular switch with 3 positions: Auto / 0 / Manual.

	Code	Standard Pack	Standard weight in kg	Standard volume in m ³
Type A	25721	1	2.3	0.014
Type B	25722	1	2.3	0.014
Type C	25723	1	2.3	0.014
Type D	25724	1	2.3	0.014

Control box for pumps overload protection and underwater light with differential protection



DESCRIPTION

Thermal overload protection (1.6 to 10A), contactor, 24 hr programming clock. Three positions: Auto/0/manual. Protected 230 V 10 A output and controlled for underwater projectors. Single-phase.

	Code	Standard Pack	Standard weight in kg	Standard volume in m ³
Type A	25725	1	2.1	0.014
Type B	25726	1	2.1	0.014
Type C	25727	1	2.1	0.014
Type D	25728	1	2.1	0.014

Control box for pump overload protection and underwater light with differential protection



DESCRIPTION

Thermal overload protection (1.6 to 10A), contactor, 24 hr programming clock. Three positions: Auto/0/manual. Protected 230 V 10 A output and controlled for lights. Three phases. Three-phase.

	Code	Standard Pack	Standard weight in kg	Standard volume in m ³
Type A	25729	1	2.4	0.015
Type B	25730	1	2.4	0.015
Type C	25731	1	2.4	0.015
Type D	25732	1	2.4	0.015

Control box for pump overload protection and 1 set of LED underwater lights



DESCRIPTION

Control box for pump overload protection and 1 set of LED underwater lights. Thermal overload protection (1.6 to 10A), contactor, 24 hr programming clock. Three positions: Auto/0/manual. 12V 100VA. Protected output for 1 set of LED underwater lights.

	Code	Standard Pack	Standard weight in kg	Standard volume in m ³
Type A	74991	1	4.6	0.021
Type B	74992	1	4.6	0.021
Type C	74993	1	4.6	0.021
Type D	74994	1	4.6	0.021

CONTROL BOXES

Control box for pump overload protection and 1 underwater light



DESCRIPTION

Control box for pump overload protection and 1 underwater light. Thermal overload protection (1.6 to 10A), contactor, 24 hr programming clock. Three positions: Auto/0/manual. 12 V 315. Protected output for 1 underwater light.

	Code	Standard Pack	Standard weight in kg	Standard volume in m ³
Type A	69916	1	6	0.021
Type B	69917	1	6	0.021
Type C	69918	1	6	0.021
Type D	69919	1	6	0.021

Control box for pump overload protection and 2 underwater lights



DESCRIPTION

Thermal overload protection (1.6 to 10A), contactor, 24 hr programming clock. Three positions: Auto/0/manual. 12 V 630. Protected output for 2 underwater lights.

	Code	Standard Pack	Standard weight in kg	Standard volume in m ³
Type A	69920	1	8	0.021
Type B	69921	1	8	0.021
Type C	69922	1	8	0.021
Type D	69923	1	8	0.021

Control box with overload protection for 2 pumps and control for 1 underwater light



DESCRIPTION

Circuit breaker protection (2 pumps of 1.6 at 10 A), contactor and 24 h timer. Three positions: Auto/0/manual. Protected 230 V 10 A output for lights. Protected 12 V 315 VA output for 1 underwater light.

	Code	Standard Pack	Standard weight in kg	Standard volume in m ³
Type C + Type D	70429	1	7.5	0.024
Type D + Type D	70422	1	7.5	0.024

Control box with protection for 2 pumps and control for 2 underwater lights



DESCRIPTION

Thermal overload protection (1st pump: 4 poles, 10 A max. / 2nd pump: 2 poles, 10 A max.), contactor, 24 hr. programming clock, modular switch "Auto / 0 / Manual". Transformer 230/12 V -600VA for 2 underwater light of 300W.

	Code	Standard Pack	Standard weight in kg	Standard volume in m ³
Type C + Type D	70423	1	9.5	0.024
Type D + Type D	70424	1	9.5	0.024

Control box with protection for 1 pump and control for 3 underwater lights



DESCRIPTION

Thermal overload protection (4 poles, 10 A max.), contactor, 24 hr. programming clock, modular switch "Auto / 0 / Manual". Transformer 230/12 V -600VA + 300VA for 3 underwater light of 300W.

	Code	Standard Pack	Standard weight in kg	Standard volume in m ³
Type A	70425	1	10.4	0.024
Type B	70426	1	10.4	0.024
Type C	70427	1	10.4	0.024
Type D	70428	1	10.4	0.024

Encapsulated security transformer IP-65 for pool



DESCRIPTION

Manufactured according to the rules UNE-EN 61558 and directive CE.

- IP-657 housing protection degree.
- Transformer Class II. total protection against electric shock.
- Self-extinguishing housing IEC 695-2-1.
- Frequency 50/60 Hz.

	Code	Standard Pack	Standard weight in kg	Standard volume in m ³
130 VA from 220-240V to 12 V	35807	1	3.2	0.02
400 VA to 220-240V to 12-17 V	35385	1	6.8	0.04
800 VA from 220-240V to 12-17 V	35386	1	10.4	0.04

EQUIPMENT WITH STAINLESS STEEL HOUSING	EQUIPMENT WITH PLASTIC HOUSING	TWIN EQUIPMENT
---	-----------------------------------	-------------------

GRAB RAILS



S.S. hand grip 65535	Rectang. Polished S.S. 00246	Rectang. Painted S.S. 09447	Round Painted S.S. 07536	Demi-circular Polished S.S. 37214	S.S. hand grip 65535	Rectang. Polished S.S. 00246	Rectang. Painted S.S. 09447	Round Painted S.S. 07536	Demi-circular Polished S.S. 37214	Polished S.S. 05557
--------------------------------	--	---------------------------------------	------------------------------------	---	--------------------------------	--	---------------------------------------	------------------------------------	---	-------------------------------

NOZZLE SET



Basic NL 65489	Rectang. Plastic white 11501	Round Plastic white 11500	Basic NL 65489	Rectang. Plastic white 11015	Round Plastic white 11016	With hand grips built-in white plastic 11013	Rectangular plastic white 11508
--------------------------	--	-------------------------------------	--------------------------	--	-------------------------------------	--	---

HOUSING

For concrete pool	For prefabricated pool	For concrete pool	For prefabricated pool	For concrete pool	For prefabricated pool
--------------------------	-------------------------------	--------------------------	-------------------------------	--------------------------	-------------------------------



Housing in S.S. 00243	Housing in S.S. 00243	Housing in plastic 11502	Housing 11502	Housing in S.S. 05555	Housing in S.S. 05555
---------------------------------	---------------------------------	------------------------------------	-------------------------	---------------------------------	---------------------------------



+	Accessories 00248	+	Accessories 11503	+	Accessories 05558
---	----------------------	---	----------------------	---	----------------------

PUMPS



230 V II 1.5 kW (2 HP) 11505	230 V II 1.5 kW (2 HP) 28566	230/400 V III 3.3 kW (4.5 HP) 11509	230/400 V III 3.3 kW (4.5 HP) 11509
230 V II 2.2 kW (3 HP) 25415	230 V II 2.2 kW (3 HP) 28568	230/400 V III 4 kW (5.5 HP) 65549	230/400 V III 4 kW (5.5 HP) 65549
230/400 V III 2.6 kW (3.5 HP) 11504	230/400 V III 2.2 kW (3 HP) 30774		

CONTROL BOXES

	230 V II 1.5 kW (2 HP) 11507		400 V III 3.3 kW (4.5 HP) 11510
	230 V II 2.2 kW (3 HP) 25456		400 V III 4 kW (5.5 HP) 65536
	400 V III 2.2 kW (3 HP) 32151		
	230/400 V III 2.6 kW (3.5 HP) 11506		
	400 V III 3.3 kW (4.5 HP) 11510		
	400 V III 4 kW (5.5 HP) 65536		

PUMPS

Basic NL countercurrent nozzle set



DESCRIPTION

Countercurrent nozzle set in polished AISI-316L stainless steel front cover, interchangeable with nozzle sets 11499 and 11014, multi-directional water-air return nozzle, and suction capacity 60 m³/h, and on-off push button. Optional hand grip (code 65535).

	Code	Standard Pack	Standard weight in kg	Standard volume in m ³
Basic NL nozzle set for both stainless steel and plastic housing	65489	1	-	-



Basic ND countercurrent kit

DESCRIPTION

Countercurrent kit made up of:

- Return inlet (air-water) made of AISI-316 stainless steel.
- Illuminated ON-OFF piezoelectric push button made of AISI-316 stainless steel.
- Suction grille with a capacity of 60 m³/h made of polished AISI-316 stainless steel.
- 5.5 HP pump.
- Flow rate of 60 m³/h.
- Power control cabinet.

	Code	Standard Pack	Standard weight in kg	Standard volume in m ³
Basic ND unit for concrete pools	65498	1	-	-
Basic ND unit for liner pools	66044	1	-	-

Basic ND works only at 400 V III.



Advance ND countercurrent kit

DESCRIPTION

Countercurrent kit made up of:

- Return inlet (air-water) made of polished AISI-316 stainless steel.
- Illuminated ON-OFF and +/- piezoelectric push button made of AISI-316 stainless steel.
- Suction grille with a capacity of 60 m³/h made of polished AISI-316 stainless steel.
- 5.5 HP pump.
- Flow rate adjustable from 23 m³/h to 60 m³/h thanks to a variable-speed drive.
- Power control cabinet.

	Code	Standard Pack	Standard weight in kg	Standard volume in m ³
Advance ND unit for concrete pools	65497	1	-	-
Advance ND unit for liner pools	66043	1	-	-

Advance ND works only at 400 V III

For all products on this page



Complies with Standard
EN 13451-1-3



Complies with Standards
EN 16582-1
EN 16713-2

COUNTERCURRENT SWIMMING EQUIPMENT

Nozzle assemblies

with round front plate in white plastic



DESCRIPTION

Made up of: Front plate, nozzle assembly, on-off and air regulation remote control.

Components in AISI-316 stainless steel.

	Code	Standard Pack	Standard weight in kg	Standard volume in m ³
For stainless steel housing	11500	1	5.0	0.045
For plastic housing	11016	1	4.4	0.056

Nozzle assemblies

with rectangular front plate in white plastic



DESCRIPTION

Made up of: Front plate, nozzle assembly, on-off and air regulation remote control.

Components in AISI-316 stainless steel.

	Code	Standard Pack	Standard weight in kg	Standard volume in m ³
For stainless steel housing	11501	1	5.0	0.045
For plastic housing	11015	1	3.9	0.039

Nozzle assemblies

with rectangular front plate in white plastic and built-in hand grip



DESCRIPTION

Made up of: Front plate, nozzle assembly, on-off and air regulation remote control.

	Code	Standard Pack	Standard weight in kg	Standard volume in m ³
For plastic housing	11013	1	4.2	0.039

Front suction

countercurrent unit hand grip



DESCRIPTION

Handrail made of AISI-316 stainless steel for assembly with Basic NL nozzle set (code 65489).

	Code	Standard Pack	Standard weight in kg	Standard volume in m ³
Hand grip	65535	1	-	-

For all products on this page



Complies with Standard EN 13451-1-3



Complies with Standards EN 16582-1 EN 16713-2

Rectangular hand grips

in painted AISI-316L Stainless Steel



DESCRIPTION

Specially designed for 11015 & 11501 nozzles. Nevertheless can be mounted on any of the other nozzle sets except for the 11013.

Code	Standard Pack	Standard weight in kg	Standard volume in m ³
09447	1	1.4	0.013

Rectangular hand grips

in polished AISI-316L Stainless Steel



DESCRIPTION

Specially designed for 11015 and 11501 nozzles. Nevertheless can be mounted on any of the other nozzle sets except for the 11013.

Code	Standard Pack	Standard weight in kg	Standard volume in m ³
00246	1	1.48	0.01

Round Hand grips

in painted AISI-316L Stainless Steel



DESCRIPTION

Specially designed for 11016 & 11500 nozzles. Nevertheless can be mounted on any of the other nozzle sets except for the 11013.

Code	Standard Pack	Standard weight in kg	Standard volume in m ³
07536	1	1.6	0.02

Semicircular grab rail

in polished AISI-316L Stainless Steel



DESCRIPTION

AISI-316L polished stainless steel. Specially indicated for Marlin counter current swimming kit models; Marlin 30 II, Marlin 30 III and Marlin 45 III, although it may be mounted on any of the inlet sets, except for model 11013.

Code	Standard Pack	Standard weight in kg	Standard volume in m ³
37214	1	1.62	0.018

For all products on this page



Complies with Standard
EN 13451-1-3



Complies with Standards
EN 16582-1
EN 16713-2

Stainless Steel Housing



DESCRIPTION

In AISI-316L stainless steel. 240 mm in depth. Suitable for both, concrete and prefabricated pools. Supplied with sealing elements and 3 m cable conduit.

Code	Standard Pack	Standard weight in kg	Standard volume in m ³
00243	1	7.79	0.04

Accessory for fitting in liner and fibreglass pools



DESCRIPTION

In AISI-316L stainless steel, with seals and screws.

Code	Standard Pack	Standard weight in kg	Standard volume in m ³
00248	1	0.85	0.002

Housing



DESCRIPTION

Made in unalterable plastic. Supplied with sealing elements and two conduits of 3 m each.

Code	Standard Pack	Standard weight in kg	Standard volume in m ³
11502	1	5.0	0.036

Accessory for fitting in liner and fibreglass pools



DESCRIPTION

In plastic, with seals and screws.

Code	Standard Pack	Standard weight in kg	Standard volume in m ³
11503	1	0.6	0.003

Massage hose



DESCRIPTION

To be fitted on to the discharge nozzle. Length: 1.5 m.

Code	Standard Pack	Standard weight in kg	Standard volume in m ³
00247	1	1.22	0.01

Pumps

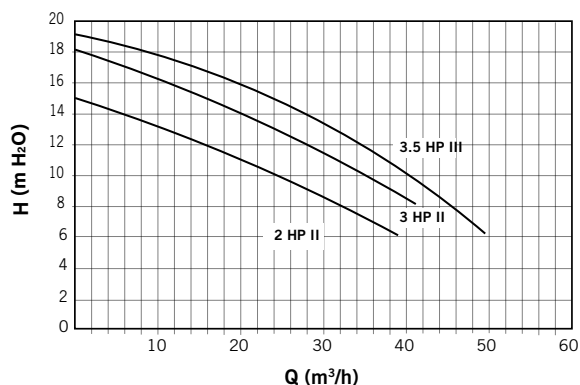


DESCRIPTION

Made of plastic. Double insulation motor shaft. IP-54 motor protection.

	Code	Standard Pack	Standard weight in kg	Standard volume in m ³
CCIH 200M	11505	1	27	0.098
CCIH 300M	25415	1	29	0.098
CCIH 350T	11504	1	30.5	0.098

PERFORMANCE



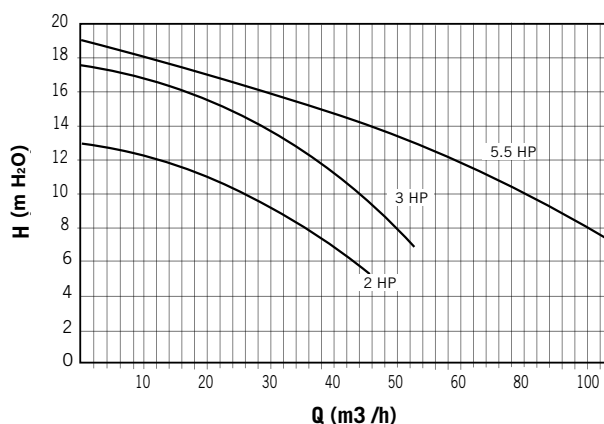
CCIV vertical drive pumps

DESCRIPTION

Specially designed for counter-current equipment with high performance output with larger diameter of discharge and suction. It is important not to add any special features to the installation as they may limit the performance significantly. All the pumps metal components in contact with water are manufactured in AISI-316L Stainless Steel, highly resistant to corrosion.

	Code	Standard Pack	Standard weight in kg	Standard volume in m ³
CCIV 200M	28566	1	21.0	0.095
CCIV 300M	28568	1	22.6	0.095
CCIV 300T	30774	1	22.5	0.095
CCIV 550T	65549	1	-	-

PERFORMANCE



Control boxes



DESCRIPTION

Electro-pneumatic box. Pumps are operated through the nozzle faceplate buttons.

	Code	Standard Pack	Standard weight in kg	Standard volume in m ³
For 230 V II 1.5 kW (2 HP) pumps	11507	1	1.2	0.004
For 230 V II 2.2 kW (3 HP) pumps	25456	1	1.2	0.004
For 400 V III 2.2 kW (3 HP) pumps	32151	1	1.2	0.004
For 230/400 V III 2.6 kW (3.5 HP) pumps	11506	1	1.2	0.004
For 400 V III 4 kW (5.5 HP) pumps	65536	1	-	-

Nozzle assemblies

with rectangular front plate in white plastic



DESCRIPTION

Composed of: Faceplate, nozzle, On/OFF switch and air regulation knob. Components in AISI-316 Stainless Steel.

	Code	Standard Pack	Standard weight in kg	Standard volume in m ³
Nozzle assemblies	11508	1	7.0	0.065



Complies with Standard EN 13451-1-3



Complies with Standards EN 16582-1 EN 16713-2

Grab rails



DESCRIPTION

In AISI-316L Stainless Steel. (2 units).

	Code	Standard Pack	Standard weight in kg	Standard volume in m ³
Grab rails	05557	1	1.9	0.01



Complies with Standard EN 13451-1-3



Complies with Standards EN 16582-1 EN 16713-2

Twin Housing



DESCRIPTION

In AISI-316L stainless steel. 240 mm in depth. Suitable for both, concrete and prefabricated pools. Supplied with sealing elements and 3 m cable conduit.

	Code	Standard Pack	Standard weight in kg	Standard volume in m ³
Twin Housing	05555	1	11.4	0.06

Accessory for mounting in prefabricated and liner pools



DESCRIPTION

In AISI-316L Stainless Steel. With gaskets and screws.

	Code	Standard Pack	Standard weight in kg	Standard volume in m ³
Accessory for mounting in prefabricated and liner pools	05558	1	1.35	0.01

Pumps

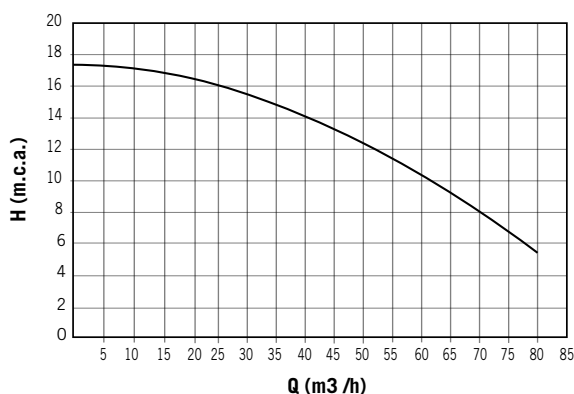


DESCRIPTION

Made of plastic. Double insulation motor shaft. IP-54 motor protection

	Code	Standard Pack	Standard weight in kg	Standard volume in m ³
CCIV 450T	11509	1	32.5	0.098

PERFORMANCE



Control boxes



DESCRIPTION

Electro-pneumatic box. Pumps are operated through the nozzle faceplate buttons.

	Code	Standard Pack	Standard weight in kg	Standard volume in m ³
For 400 V III 3.3 kW (4,5 HP) pumps	11510	1	1.2	0.004

Marlin XS countercurrent swimming equipment



DESCRIPTION

Set nozzle Mini Eco counter current unit. Highly competitive in its hydraulic performance. It can be installed in both concrete and prefabricated pools. Manufactured in white plastic parts. Consists of front panel nozzle set, stop/start push button and housing. Supplied with installation kit. Does not include pump or control box.

	Code	Standard Pack	Standard weight in kg	Standard volume in m ³
Marlin XS	45618	1	1.553	0.015

Marlin:

- + Inexpensive countercurrent swimming unit.
- + The innovative design and concept supplied as a kit (including face plate, housing, control box and pump) makes it a feature that will add significant value to your pool.
- + A highly competitive product thanks to its high performance hydraulic features, the Marlin countercurrent system is available in 3 models: the Marlin 30 II, the Marlin 30 III and the Marlin 45 III.
- + Grab rails and hydromassage hose may be added as optional features.

Marlin 30 II (single-phase)



DESCRIPTION

Consists of: Nozzle faceplate, plastic housing, control box and pump 2.2 kW (3 HP) 230 V II 50 Hz.

	Code	Standard Pack	Standard weight in kg	Standard volume in m ³
Marlin 30 II	35375	1	37.4	0.260

Marlin 30 III (three-phase)



DESCRIPTION

Consists of: Nozzle faceplate, plastic housing, control box and pump 2.2 kW (3 HP) 400 V III 50 Hz.

	Code	Standard Pack	Standard weight in kg	Standard volume in m ³
Marlin 30 III	35376	1	37.4	0.260

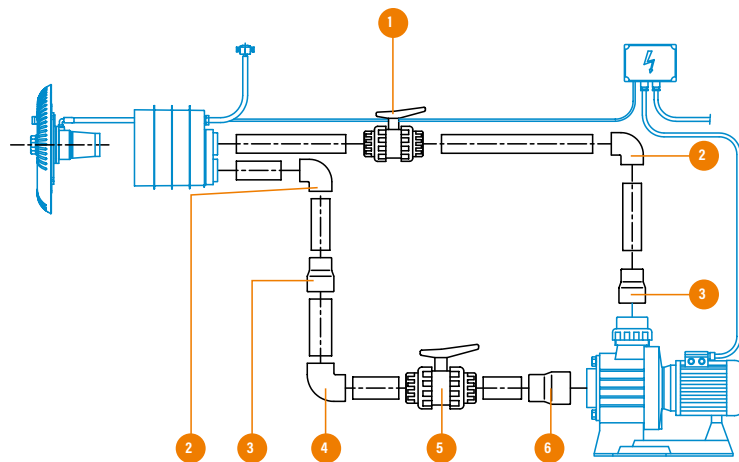
Marlin 45 III (three-phase)

DESCRIPTION

Consists of: Nozzle faceplate, plastic housing, control box and pump 3.3 kW (4.5 HP) 400 V III 50 Hz.

Part 11503 required for liner pools.

	Code	Standard Pack	Standard weight in kg	Standard volume in m ³
Marlin 45 III	35377	1	42.2	0.260



ACCESSORIES (NOT INCLUDED IN THE KIT)

Position	Quantity	Denomination	Code
1	1	PVC Ball valve Ø63 mm	02458
2	2	PVC elbow 90° Ø63 mm	01717
3	2	Conical reduction Ø90-75x63 mm	01993
4	1	PVC elbow 90° Ø75 mm	01718
5	1	PVC Ball valve Ø75 mm	02459
6	1	Conical reduction Ø110-90x75 mm	01997
-	-	PVC pipe Ø 63 mm PN-6	02692
-	-	PVC pipe Ø75 mm PN-6	02693

PUMPS

A COMPLETE RANGE TO SUIT EVERY NEED

> VARIABLE SPEED, THE NEW ECO-SILENT STANDARD

The variable speed pump can operate for a longer daily duration at a lower speed, while offering **4 essential advantages**:

1) SILENT OPERATION

Zodiac® variable-speed pumps emit up to 24 dB(A)* less than a single-speed pump, which is equivalent to the noise level in a library.

Did you know?

A reduction of 3 dB(A) represents a noise that is perceived to be twice as quiet to the human ear.

2) ENERGY SAVINGS

Thanks to their TEFC** permanent magnet synchronous motors using ECM*** technology, Zodiac® variable-speed pumps help **reduce electric consumption by up to 90%**. So, in comparison with a single-speed pump, it pays for itself in just a few seasons.

3) OPTIMISED WATER TREATMENT

Operating at a slower speed and with the flexibility to adapt to all pools, the speed at which the water passes through the filter is reduced and **filtration is greatly improved**. This also reduces the chances of the filter clogging.

Did you know?

The combined use of a variable-speed pump and a cartridge filter gives you an eco-friendly system that consumes less water (no backwash).

4) CONNECTIVITY

With the new iAqualink+ embedded connectivity and the iQPUMP Wi-Fi connecting device, it's now possible to **remotely manage Zodiac VS pumps thanks to the iAqualink+ and iAquaLink apps**.



* Compared to a standard filtration pump emitting at least 66 dB(A). Values expressed in A-weighted acoustic power level according to ISO standard 3741.

** TEFC = Totally-Enclosed Fan-Cooled

*** ECM = Electronically Commutated Motor (= electronically controlled "brushless" motor)



DESIGNED TO ATTRACT YOUR CLIENTS

Our pumps range has been created based on the needs expressed by a panel of consumers*. So, this new range and its specific advantages will be sure to win your customers over.

> STRONG GUARANTEES

86%* of consumers are looking for reliable, long-lasting products

- 3-year warranty all parts, including wear parts (pre-filter basket, joints, etc.).

3 YEAR
WARRANTY
ALL PARTS

> EASY MAINTENANCE

75% of consumers favour the ease of maintenance

- All our pumps come fitted with a very large pre-filter basket (2.6 L) for easy maintenance, meaning you can wait longer between cleyears.

LARGE CAPACITY
UP TO 117% LARGER

> ENERGY SAVINGS

66% of consumers want to take control of their energy consumption

- Our variable-speed pumps are incomparably energy-efficient.
- Our single-speed pumps are high-performance, which means you can use less powerful models (depending on the instalation).

ECO FRIENDLY



*"Use and Attitudes" consumer survey conducted in France in 2015 on a representative sample of 779 people.



EASY TO INSTALL

Our filtration range has been well thought-out to make your everyday life easier: **simple, quick to install and easy to maintain.**

> PUMPS THAT ARE EASY TO INSTALL, EVEN WHEN REPLACING

All Zodiac® filtration pumps are available from a unique platform that guarantees the same installation, replacement and maintenance advantages, for all models in our filtration range.

Strengths:

- 1** Suction and discharge with **double thread** (external and 2" internal),
- 2** Exclusive 63/50 mm **union connectors**,
- 3** **Bases to elevate the pump** (included with FloPro™ VS, optional for other models)



• Easy Retrofit:

- Pumps can be installed without changing the piping and can be **easily fitted into the majority of existing installations, thanks to the bases.**
- Easy Retrofit system is valuable for both single speed and variable speed versions of a same pump model.
- Replacement compatibility based on data published by manufacturers. A tolerance of +/- 10 mm is acceptable if [intake pipe length] = 4x[pipe diameter], according to applicable hydraulics standards.

Pump models written in purple are Easy Retrofit compatible for both inlet and outlet.

Pump models written in blue are Easy Retrofit compatible for inlet only (slight outlet pipe modification needed).

UPDATED LIST	
Pump to replace	Retrofit solution
<p>Calpeda® : MPC 11, 21, 31 & 41 (without base) Hayward® : TriStar, SuperPump, Max-Flo XL, Max-Flo, SuperPool, SuPerPool II, Super II, RS II Kripsol® : Koral-KSE / KSV, Caribe-CK, Ondina-OK, Epsilon-EP, Prime-KPR / KPRV, KS Evo, KSX Pro KSB® : Filtra N Pentair® : SuperFlo Procopi® : Eurostar II, Eurostar Eco Touch Pro PSH® : Mini3, Lia S, ND.1, ND.2 Saci® : Optima Speck : BADU Bettar / TOP / Magna, BADU Gamma, BADU Eco Touch-Pro / Eco Soft, BADU90, BADU Prime / Prime Eco VS StaRite® : SuperMax, S5PIR Waterco® : Aquamite, Supatuf</p>	<p>A Without base</p>
<p>Aqua Technix® : Aqua Master DAB® : Swim, Euroswim & Europro 50, 75 & 100, E-Swim Espa® : Silen Plus 1M, Silen Plus 2M / 3M, Silen S, Silen S2, Silver Majestic® : Master Saci® : Winner, [e]Winner Speck® : BADU Profi Waterco® : Supasteam</p>	<p>B A + thin base</p>
<p>AstralPool® : Europa Davey® : Silensor SLS, Silensor SLL, SilensorPro VSD200, SilensorPro VSD400 Pentair® : UltraFlow, UltraFlow Plus, Max-E-ProXF, 5PXF Speck® : BADU EasyFit Starite® : Ultra-Glas, S5P3R</p>	<p>C A + thin base + spacing</p>
<p>AstralPool® : Victoria Plus, Victoria Plus Silent, Glass Plus, Discovery, Niagara Calpeda® : MPC 11, 21, 31 & 41 (avec son socle) Pentair® : Challenger, WhisperFlo StaRite® : WhisperPro, S5P6R</p>	<p>D A + thick base</p>
<p>StaRite® : 5P2R, S5P2R, 5P6R, SW5P6R, Max-E-Pro Waterco® : Lacronite, Lacronite ECO-V</p>	<p>E A + thick + thin base</p>

PUMPS

> SINGLE-SPEED PUMPS, LONG-LASTING AND EFFICIENT FOR ALL POOLS

FloPro™ pumps are designed with corrosion-resistant materials. The body of the pump is made of very thick polypropylene, which makes it long-lasting and silent.

Equipped with highly energy-efficient asynchronous motors, the range is available in 9 models (from 0.5 to 2.0 HP, available in mono- or tri-phase, except for the 0.5 HP model) to meet the needs of most pools.

The FloPro™ platform is compatible with most equivalent pumps on the market with no restrictions and no need to alter piping, thanks to the "Easy Retrofit" system.

3 YEAR WARRANTY

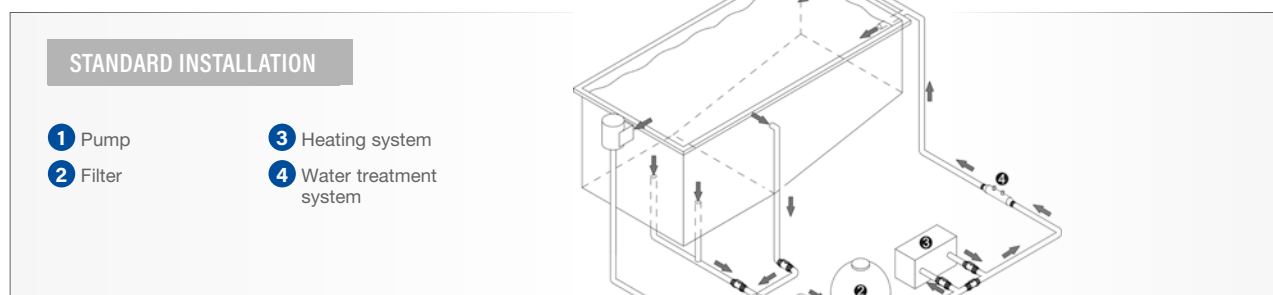
ALL TYPES OF SWIMMING POOLS

LARGE CAPACITY

EASY MAINTENANCE

EASY RETROFIT

PUMPS



COMPARATIVE TABLE OF THE RANGE

	FloPro™ VS	FloPro™ VS AUT	E30iQ	FloPro™
	Variable-speed pump, for maximum energy efficiency		Variable-speed pump, simple and energy-efficient	Single-speed pumps, long-lasting and efficient for all pools
Warranty	3 years	3 years	3 years	3 years
"Easy retrofit" installation	•	•	•	•
Pump bases for Easy Retrofit	•	•	Option	Option
High capacity pre-filter	•	•	•	•
Number of speeds	8	10	3	1
Pump speed	600-3450 RPM		40 - 100 %	2850 RPM
Number of models	1	1	2	9
Power (P2)	1,65 HP		1 and 2 HP	0,5 to 2 HP
Max. pool volume	100 m ³		150 m ³	150 m ³
Optimum efficiency	30-80 m ³		15-120 m ³	N/A
Removable user interface	•			N/A
Dry contacts control	•		•	N/A
App control	iAquaLink (with optional IQPUMP)		iAquaLink+	

FloPro™



- + Built to last
- + High efficiency
- + Silent

ACCESSORIES INCLUDED IN THE PACK



63/50mm union tailpieces



OPTIONAL ACCESSORIES		ASSOCIATED PRODUCTS	
Thin pump base	Large pump base	CS Cartridge Filter	MS Filter
R0486701	R0546401	WF000024/25	WF000094/95/96/97 & 98

PRODUCT REFERENCES

FloPro™	50M	75M	75T	100M	100T	150M	150T	200M	200T
Standard Model	WP000147	WP000148	WP000149	WP000150	WP000151	WP000152	WP000153	WP000154	WP000155

DESCRIPTION

FloPro™	50M	75M	75T	100M	100T	150M	150T	200M	200T
Operating mode(s)	Controlled by the filtration timer								
Nominal speed	2850 RPM								
Safety features	Automatic shut down in case of high amperage / overheat situation								
Filter basket volume	2.6 L								
Compatible pipework	DN50 mm & DN63 mm (2" inlet & outlet threaded ports, 63/50mm union tailpieces provided)								
Use	Fresh water and salt water up to 6 g/L (6000 ppm)								

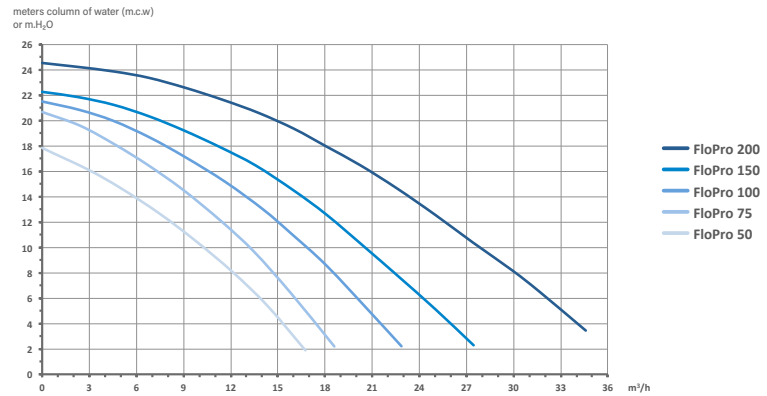
TECHNICAL SPECIFICATIONS

FloPro™	50M	75M	75T	100M	100T	150M	150T	200M	200T
Pump type	Self-priming water pump								
Motor type	Asynchronous motor, TEFC*, class F insulation								
Efficiency	> 80 % (as per IE3 standard)								
Output power HP (P2)	0.5	0.75	1		1.5		2		
Output power Kw (P2)	0.37	0.55	0.75		1		1.5		
Max amperage (A)	3.5		1.2	4.2	1.6	6	3.2	7.6	3.5
Power supply 50 HZ	Single phase		3-phase	Single phase	3-phase	Single phase	3-phase	Single phase	3-phase
Flow rate at 10m head (m³/h)	10.3 m³/h	13.2 m³/h		15.8 m³/h		20.8 m³/h		27 m³/h	
Maximum flow rate (m³/h)	16.8 m³/h	18.6 m³/h		22.9 m³/h		27.4 m³/h		35.5m³/h	
Maximum manometric Head (m)	17.8 m	20.7 m		21.5 m		22.3 m		24.5 m	
Maximum water temperature	35 °C								
Protection rating	IPX5								

* TEFC = Totally Enclosed Fan Cooled

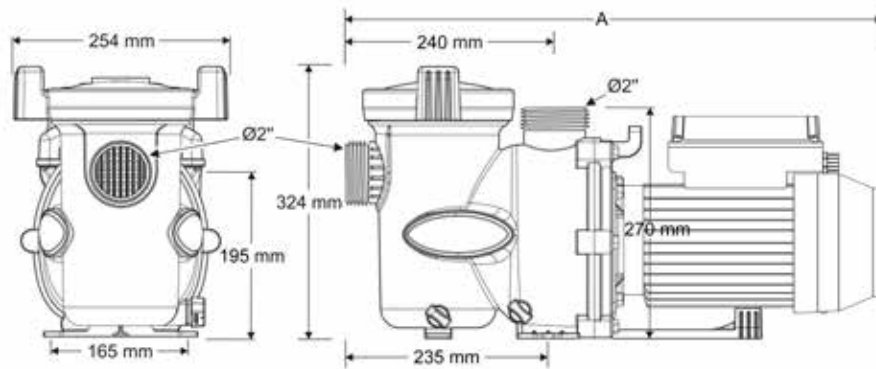
PERFORMANCE

- Performance curves for FloPro™ single speed pump range.
- Manometric pressure is expressed as "pump head" in meters of water: 1 bar = 10.19 m.

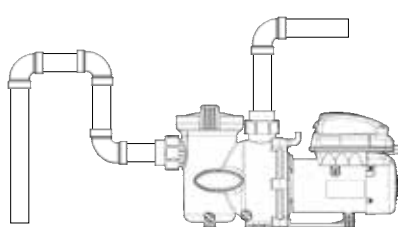


DIMENSIONS AND WEIGHT

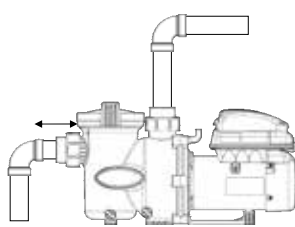
FloPro™	50M	75M	75T	100M	100T	150M	150T	200M	200T
Length (A)	58.3 cm		54.3 cm	58.3 cm	55.3 cm	58.3 cm	56.8 cm	58.3 cm	
Height	32.4 cm (without pump base)								
Width	25.4 cm								
Weight	16 kg		17 kg		18 kg	19 kg	20 kg		21 kg



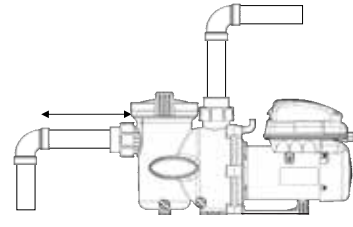
INSTALLATION



Incorrect : Air retention and risk of incorrect pre-filter filling.



Incorrect : Suction pipe too short, risk of cavitation.



Correct : Length of suction pipe = 4 x pipe diameter (20cm for 50mm and 25cm for 63mm)

E30iQ



- + Guaranteed energy saving
- + Silent
- + Full control anywhere, anytime

ACCESSORIES INCLUDED IN THE PACK



63/50mm union tailpieces



3 YEAR WARRANTY



ALL TYPES OF SWIMMING POOLS



ENERGY SAVING



EASY RETROFIT



ECO-FRIENDLY



LOW NOISE LEVEL



Energy Efficient



OPTIONAL ACCESSORIES		ASSOCIATED PRODUCTS	
Thin pump base	Large pump base	CS Cartridge Filter	MS Filter
R0486701	R0546401	WF000024/25	WF000094/95/96/97 & 98

PRODUCT REFERENCES

Model	E30iQ 100	E30iQ 200
Standard Model	WP000221	WP000222

DESCRIPTION

Model	E30iQ 100	E30iQ 200
User interface	1-line LCD screen (white)	
Operating mode(s)	Autonomous, connected to iAqualink+ or external control by dry contacts	
Clock / Timer	24h clock, 6 timers	
Number of speeds	3 programmable speeds. Factory settings: ECO (50%), CLEAN (75%) & BOOST (100%)	
Priming	Adjustable priming speed and duration	
Safety features	Automatic shut down in case of high amperage or overheat	
Filter basket volume	2.6 L	
Compatible pipework	DN50 mm & DN63 mm (2" inlet & outlet threaded ports, 63/50mm union tailpieces provided)	
Use	Fresh water and salt water up to 6 g/L (6000 ppm)	
App control	iAquaLink+	

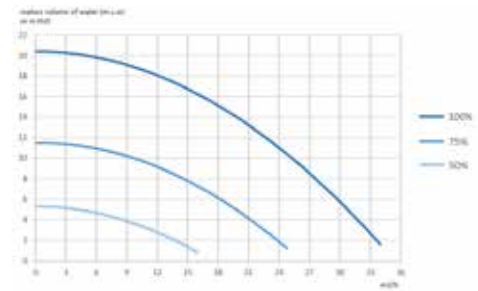
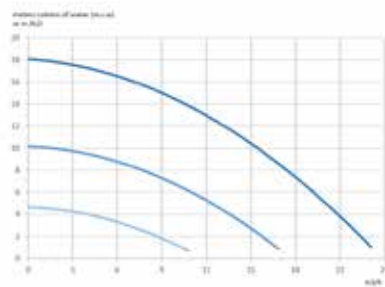
TECHNICAL SPECIFICATIONS

Model	E30iQ 100	E30iQ 200
Pump type	Self-priming water pump	
Motor type	Synchronous motor (ECM* technology), TEFC**, class F insulation	
Efficiency	> 80 % (as per IE3 standard)	
Output power HP (P2)	1	2
Output power Kw (P2)	0,75	1,5
Flow rate at 10m head (m³/h)	15.5m³/h (at 100%)	25.1m³/h (at 100%)
Maximum flow rate (m³/h)	21 m³/h	31.5m³/h
Maximum manometric Head (m)	18m	20.5m
Maximum water temperature	35 °C	
Speeds	40 - 100 % (adjustable by 1% increments)	
Protection rating	IPX5	
Power supply	230 VAC - 50/60 Hz	

*: ECM = Electronically Commutated Motor
 **: Totally-Enclosed Fan-Cooled

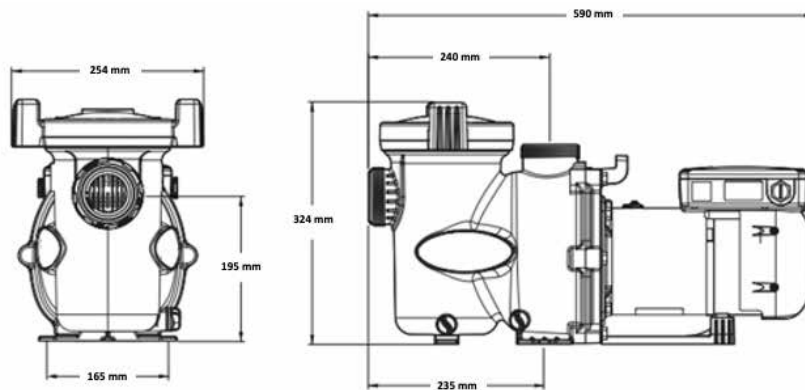
PERFORMANCE

- Performance curves shown for example speeds (each speed has a unique curve).
- Manometric pressure is expressed as "pump head" in meters of water:
1 bar = 10.19 m.

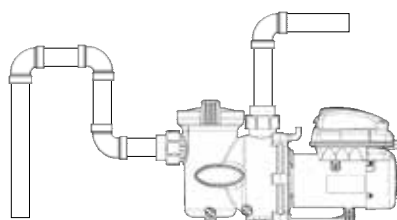


DIMENSIONS AND WEIGHT

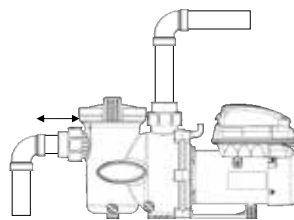
Model	E30iQ 100	E30iQ 200
Length	59 cm	
Height	32.4 cm (without pump base)	
Width	25.4 cm	
Weight	15 Kg	18 Kg



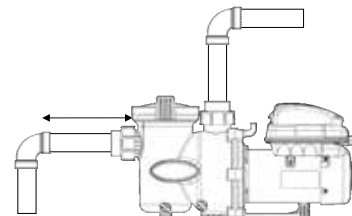
INSTALLATION



Incorrect: Air retention and risk of incorrect pre-filter filling.



Incorrect: Suction pipe too short, risk of cavitation.



Correct: Length of suction pipe = 4 x pipe diameter (20 cm for 50 mm and 25 cm for 63 mm).

FloPro™ VS



- + Guaranteed energy savings and silence
- + Smart operation
- + Remote control

ACCESSORIES INCLUDED IN THE PACK

Wall mounting kit (standard FloPro™ VS only)	Thin pump base	Large pump base	63/50mm union tailpieces

ASSOCIATED PRODUCTS

CS Cartridge Filter	iQPUMP	MS Filter
WF000024/25	WA000017	WF000094/95/96/97 & 98

PRODUCT REFERENCES

Model	FloPro™ VS	FloPro™ VS AUT
Standard Model	WP000003	WP000079

DESCRIPTION

Model	FloPro™ VS	FloPro™ VS AUT
User interface	1-line LCD screen (blue)	/
Languages	6 (FR-EN-ES-DE-IT-NL)	
Operating mode(s)	Autonomous, connected to eXO iQ salt water chlorinator or by dry contacts	Connected to iQPUMP or to eXO iQ salt water chlorinator
Clock / Timer	24h clock, timers (speeds 1 & 2), timeout mode (speeds 3 & 4)	Via iAquaLink™ app (up to 10 timers)
Number of speeds	8 programmable and assignable speeds (+/- 10 RPM)	10 programmable speeds via iAquaLink™ app
Priming	Automatic at startup, adjustable priming speed and duration	
Safety features	Electronic freeze protection Automatic shut down in case of high or low tension	
Filter basket volume	2.6 L	
Compatible pipework	DN50 mm & DN63 mm (2" inlet & outlet threaded ports, 63/50mm union tailpieces provided)	
Use	Fresh water and salt water up to 6 g/L (6000 ppm)	

TECHNICAL SPECIFICATIONS

Model	FloPro™ VS	FloPro™ VS AUT
Pump type	Self-priming water pump	
Motor type	Synchronous motor (ECM* technology), TEFC**, class F insulation	
Efficiency	> 80 % (as per IE3 standard)	
Output power HP (P2)	1,65	
Output power Kw (P2)	1,23	
Flow rate at 10m head (m³/h)	24.1 m³/h (at 3450 RPM)	
Maximum flow rate (m³/h)	30.7 m³/h	
Maximum manometric Head (m)	21.5 m	
Maximum water temperature	35 °C	
Speeds	600 - 3450 RPM (adjustable by 10 RPM increments)	
Protection rating	IPX4	
Power supply	220-240 VAC - 50/60 Hz	
Connections for external controls	RS485 for connection to automation Zodiac or iQPUMP, dry contact for external activation (speeds 1 to 4)	RS485 for connection to Zodiac automation or iQPUMP

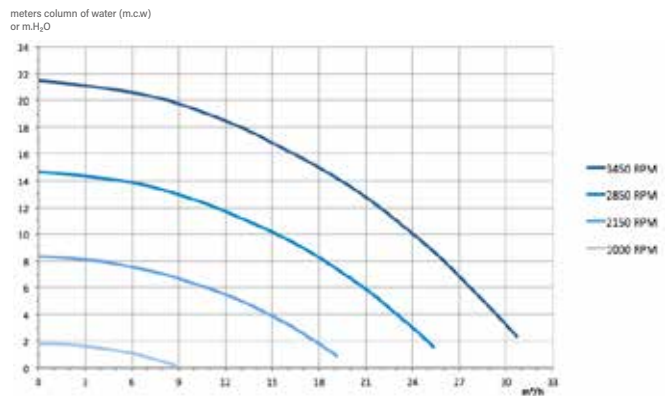
*: ECM = Electronically Commutated Motor
 **: Totally-Enclosed Fan-Cooled

1 RANGE, 3 SOLUTIONS

I WANT A CONNECTED POOL		I WANT A CONNECTED PUMP		I WANT A PUMP ONLY
Pump model	Remote control	Pump model	Remote control	
FloPro™ VS AUT	eXO® iQ Range Hydroxinator® iQ	FloPro™ VS AUT	iQPUMP	FloPro™ VS
WP000079		WP000079	WA000017	WP000003

PERFORMANCE

- Performance curves shown for example speeds (each speed has a unique curve).
- Manometric pressure is expressed as "pump head" in meters of water:
1 bar = 10.19 m.



DIMENSIONS AND WEIGHT

Model	FloPro™ VS	FloPro™ VS AUT
Length		59.8 cm
Height		32.4 cm (without pump base)
Width		25.4 cm
Weight		17 kg





iQPUMP



- + Remote control anywhere, anytime
- + Easy configuration
- + Maximized energy efficiency

3 YEAR WARRANTY



iAquaLink CONTROL

ACCESSORIES INCLUDED IN THE PACK



Wall mounting kit

PRODUCT REFERENCES

Model	iQPUMP
Standard Model	WA000017

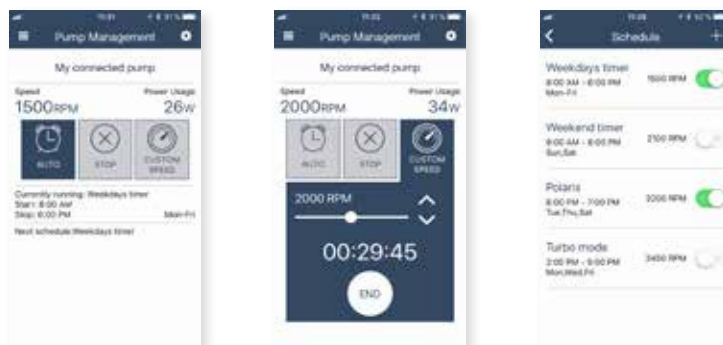
DESCRIPTION

Model	iQPUMP
User interface	Quick control interface via buttons and Leds
Mobile user interfaces	Free iAquaLink™ app for Android™ and Apple® smartphones and tablets
Operating mode(s)	Wi-Fi connection for remote access and control using iAquaLink™ app User interface onto Wi-Fi device for initial setup and on-site manual control.
Compatible with	FloPro™ VS AUT (dedicated model) FloPro™ VS pump (all manufacturing years are compatible)

TECHNICAL SPECIFICATIONS

Model	iQPUMP
Protection rating	IPX4
Power supply	Connected to the pump FloPro™ VS (RS485 cable provided)
Wi-Fi connectivity	Wi-Fi 802.11b/g/n/ac *
Wi-Fi range	Up to 150 m **
Length of RS485 cable	4.3 m
Dimensions (l x h x w)	13.7 x 31.0 x 3.2 cm

*: ECM = Electronically Commutated Motor
**: Totally-Enclosed Fan-Cooled





PUMPS

SSP

DESCRIPTION

- Self-priming range of pumps for residential swimming pools
- Including a 1,6 liters prefilter and D50mm couplings
- Single-phase motors, IP-X5 protection and insulation class F
- Range of flows from 12,5 to 19,5 m³/h at 10 m.c.w.

PRODUCT REFERENCES

Model SSP	75M	100M	150M
Product reference	75939	75940	75941

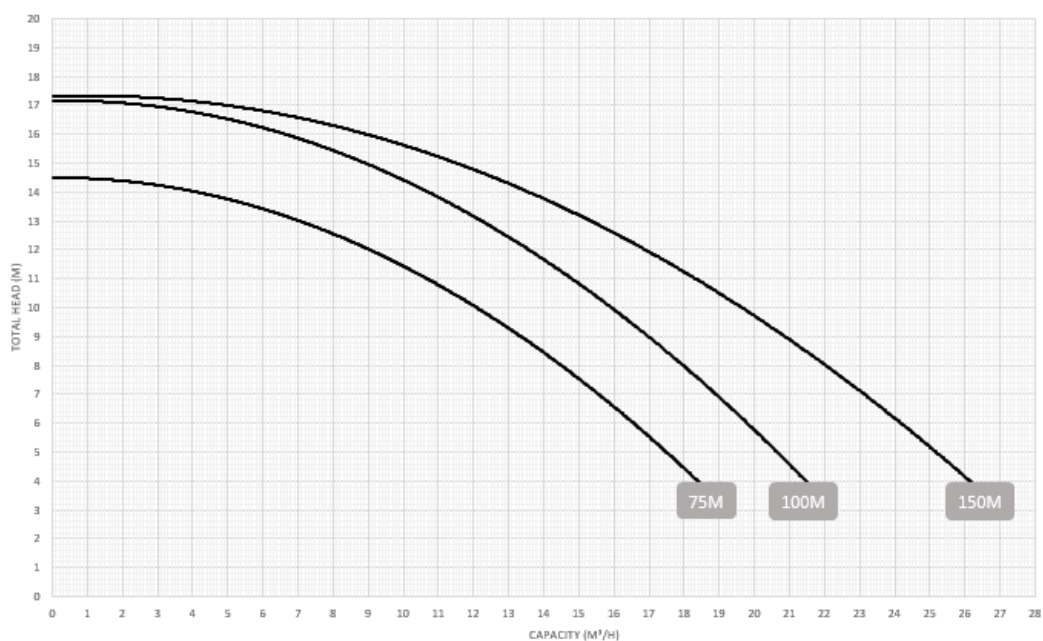
WEIGHT AND DIMENSIONS

Model SSP	75M	100M	150M
Product reference	75939	75940	75941
Standard weight in Kg	9,3	10,4	11,8
Standard volume in m ³	0,054		0,056

TECHNICAL FEATURES

Model SSP	75M	100M	150M
Product reference	75939	75940	75941
Voltage	U _N	V	230
Flow at H _N	Q _N	m ³ /h	12,5
Nominal head	H _N	m	10
Maximum head	H _{max}	m	14,7
Maximum flow	Q _{max}	m ³ /h	18,5
Motor rated output	P _{2N}	kW	0,55
Maximum absorbed power	P _{1max}	kW	0,9
Pipe size	D	mm	D50

Maximum flow at Head of 4 m.c.w.



PUMPS

VSP



DESCRIPTION

- Self-priming range of pumps for residential swimming pools
- Variable speed technology with embedded inverter and user interface
- Including a 1,4 liters prefilter and D63mm couplings
- Suitable for swimming pools using electrolysis treatment
- Available in two versions: with or without dry contacts to be externally controlled

PRODUCT REFERENCES

Model VSP	150	150C
Product reference	75946	75948

WEIGHT AND DIMENSIONS

Model VSP	150	150C
Product reference	75946	75948
Standard weight in Kg		18,1
Standard volume in m ³		0,053

TECHNICAL FEATURES

Model VSP	150	150C	
Product reference	75946	75948	
Voltage	U _N	V	220-240 VAC
Flow at H _N	Q _N	m ³ /h	19,3
Nominal head	H _N	m	10
Maximum head	H _{max}	m	14,2
Maximum flow	Q _{max}	m ³ /h	30,5
Motor rated output	P _{2N}	kW	0,75
Maximum absorbed power	P _{1max}	kW	1,05
Pipe size	D	mm	D63

Features at full speed: 100%

VSP 150C pumps include dry contacts: digital inputs kit with 2,5m cable

Maximum flow at Head of 4 m.cw.





WATER TREATMENT PRODUCTS

ASTRALPOOL 

blueriiot

240 POOL CHEMICALS

- 241 Regulators
- 242 Disinfectants
- 244 Algicides
- 247 Flocculants
- 248 Cleaners
- 252 Winterising products
- 253 Kit

254 TESTERS

- 254 Blueriiot connected pool assistants
- 255 Blueriiot accessories
- 256 AstralPool water testers
- 261 Pocket gauges
- 262 Test kits and photometers

ctx[®]
pro

268 POOL CHEMICALS

- 268 Regulators
- 271 Disinfectants
- 280 Algicides
- 284 Flocculants
- 287 Cleaners
- 292 Maintenance Kit
- 293 Winterising products
- 296 SPA range

YOUR POOL CARE STARTS HERE

New AstralPool range

MAINTENANCE

THE 6 STEPS TO MAINTAIN YOUR POOL



- BALANCE** 1 adjust water parameters (pH and alkalinity)
- DISINFECTION** 2 add chlorine
- ALGICIDE** 3 algae prevention
- FLOCCULANT** 4 keep water clean and clear
- CLEANERS** 5 cleaning of pool elements
- WINTER CARE** 6 to maintain your pool in Winter



A GOOD MAINTENANCE IS THE BEST SOLUTION

However if something unexpected happens, RELAX!

- CLOUDY WATER?
- GREEN WATER OF ALGAE?
- ITCHY EYES AND SMELL OF CHLORINE?
- UNSTABLE PH?



New AstralPool range

SOLUTION
















PREPARED FOR THE UNEXPECTED



Range
MAINTENANCE
or **SOLUTION**

Product name + Description

Product benefits

Formats	Duration Efficacy in the water	Type of pools	Dose Dose per m ³
 Granulate	 Immediate	 All pools	
 Tablets	 8h	 Pools with skimmer and sand filter	
 Liquid	 Daily	 Special sand filter	
 Concentrated liquid	 10 Days	 Special liner	
 Powder	 Recovery	 Special tile	

For minimum amounts,
ask your dealer



Regulators

Solid pH Minor

DESCRIPTION

Solid pH reducer. For adjusting the pH to between 7.2 and 7.6.

	Format	Code	Standard Pack	Standard weight in kg	Standard volume in m ³
Square packaging	1.5 kg	11384	18	600	-
Square packaging	5 kg	74651	4	720	-

Solid pH Plus

DESCRIPTION

Solid pH enhancer. For adjusting the pH to between 7.2 and 7.6.

	Format	Code	Standard Pack	Standard weight in kg	Standard volume in m ³
Square packaging	1 kg	16538	18	400	-
Square packaging	5 kg	74896	4	720	-

Liquid pH Minor

DESCRIPTION

Liquid pH reducer. Ideal for dosing with a pump.

	Format	Code	Standard Pack	Standard weight in kg	Standard volume in m ³
Liquid pH Minor					
for professional use	10 l	43290	1	480	-
for professional use	20 l	73140	1	600	-
for end users	10 l	73664	1	480	-
for end users	20 l	73674	1	600	-

Liquid pH Plus

DESCRIPTION

Liquid pH enhancer. Ideal for dosing with a pump.

	Format	Code	Standard Pack	Standard weight in kg	Standard volume in m ³
	20 l	74863	1	600	-

Alkalinity enhancer

DESCRIPTION

Powder for increasing water alkalinity when it falls below 125 ppm.

	Format	Code	Standard Pack	Standard weight in kg	Standard volume in m ³
Square packaging	6 kg	15976	4	864	-

For minimum amounts,
ask your dealer

Disinfectants

Chlorine Shock granulate

ASTRALPOOL 

DESCRIPTION

Trichloride granules with 55% free available chlorine.

	Format	Code	Standard Pack	Standard weight in kg	Standard volume in m ³
Square packaging	1 kg	11393	18	400	-
Square packaging	5 kg	11394	4	720	-

Chlorine Shock 30g tablets

ASTRALPOOL 

DESCRIPTION

Trichloride 30-g tablets with 50% free available chlorine.

	Format	Code	Standard Pack	Standard weight in kg	Standard volume in m ³
Square packaging	1 kg	75156	18	432	-
Square packaging	5 kg	75157	4	720	-

 These new codes only affect
new formulas with low boric
(European legislation)

Chlorine Lent granulate

ASTRALPOOL 

DESCRIPTION

Trichloride granules with 90% free available chlorine.

	Format	Code	Standard Pack	Standard weight in kg	Standard volume in m ³
Square packaging	1 kg	11404	18	400	-
Square packaging	5 kg	11405	4	720	-
	30 kg	11406	1	540	-

Chlorine Lent 250g tablets

ASTRALPOOL 

DESCRIPTION

Slow-dissolving 250-g trichloride blocks with 90% free available chlorine.

	Format	Code	Standard Pack	Standard weight in kg	Standard volume in m ³
Square packaging	5 kg	75162	4	720	-
	25 kg	75163	1	450	-

 These new codes only affect
new formulas with low boric
(European legislation)

For minimum amounts,
ask your dealer

Disinfectants



These new codes only affect
new formulas with low boric
(European legislation)

Action 10



DESCRIPTION

250-g multipurpose tablets that perform the functions of the following 10 products: disinfectant, algicide, bactericide, algaestat, virucide, fungicide, flocculant-coagulant, pH reducer, stabilizer and descaler.

	Format	Code	Standard Pack	Standard weight in kg	Standard volume in m ³
Square packaging	5 kg	75158	4	720	-

Multi-action granules



DESCRIPTION

Granules that act as a bactericide, algicide and flocculant.

	Format	Code	Standard Pack	Standard weight in kg	Standard volume in m ³
	1 kg	15983	18	360	-
	5 kg	15984	4	720	-
	30 kg	15985	1	540	-

Multi-action 250-g tablet



These new codes only affect
new formulas with low boric
(European legislation)

DESCRIPTION

Slow-dissolving, 250-g tablet that acts as an algicide, bactericide and flocculant.

	Format	Code	Standard Pack	Standard weight in kg	Standard volume in m ³
Square packaging	1 kg	75159	18	540	-
Square packaging	5 kg	75160	4	720	-
	25 kg	75161	1	450	-

Special multi-purpose tablet for hard water



These new codes only affect
new formulas with low boric
(European legislation)

DESCRIPTION

Solid compound in tablet form, specially formulated so that a single dose will remove bacterias, viruses and microorganisms from pool water, which prevents algae from growing, limescale from forming and keeps the water crystal clear.

	Format	Code	Standard Pack	Standard weight in kg	Standard volume in m ³
	5 kg	75154	4	720	-
	25 kg	75155	1	450	-

For minimum amounts,
ask your dealer

Disinfectants

Bromine tablets



DESCRIPTION

Slow-dissolving 20-g bromine tablets for the continuous disinfection of pools and spas. Does not smell of chlorine. High tolerance to pH levels. Powerful disinfectant and oxidising agent.

Format	Code	Standard Pack	Standard weight in kg	Standard volume in m ³
5 kg	16550	4	400	-
20 kg	28740	1	540	-

Chlorine stabilizer



DESCRIPTION

Prevents the rapid breakdown of chlorine by the sun's UV rays.

Format	Code	Standard Pack	Standard weight in kg	Standard volume in m ³
4,5 kg	72812	4	648	-

Chlorine and bromine neutralizer



DESCRIPTION

For the removal of excess residual chlorine or bromine.

Format	Code	Standard Pack	Standard weight in kg	Standard volume in m ³
6 kg	16578	4	864	-

Algicides

Algicide



DESCRIPTION

Prevents the formation of algae in pools.

Format	Code	Standard Pack	Standard weight in kg	Standard volume in m ³
5 l	11417	1	640	-
25 l	11418	1	600	-

POOL CHEMICALS

Algicides

For minimum amounts,
ask your dealer



Instantly removes what
algae feed on.

Concentrated product:
lasts for 13 weeks*

* 80 ml a week for a 50 m³ pool.



64291



Algicide with brightener

DESCRIPTION

A powerful bactericide, algicide and fungicide.

Format	Code	Standard Pack	Standard weight in kg	Standard volume in m ³
5 l	11414	4	640	-
25 l	11415	1	600	-



Algicide Extra

DESCRIPTION

Highly efficient non-foaming algicide that also acts as a flocculant.

Format	Code	Standard Pack	Standard weight in kg	Standard volume in m ³
5 l	11423	4	640	-
25 l	11424	1	600	-



PhosFree

DESCRIPTION

Concentrated product that prevents the formation of algae as a result of chemicals, garden fertilizers and other contaminating agents. It removes the phosphates on which algae feed, thus inhibiting their growth.

Suitable for use in all types of pools, filters and disinfection treatment systems.

- Is easy to use.
- Improves the performance of salt chlorinators.

Recommended use:

The concentration of phosphates should be kept below 125 ppb (parts per billion) to prevent the formation of algae.

Initial treatment for high phosphate levels:

1. Ensure the filter is clean and that the system is working properly.
2. Pour the required concentration of PhosFree in a container with water and spread the solution evenly across the surface of the pool.
3. Keep the filtration system running for at least 24 hours following application.
4. Test the phosphate level of your pool using a phosphate test kit 48 hours later. If necessary, repeat the treatment.

	Format	Code	Standard Pack	Standard weight in kg	Standard volume in m ³
PhosFree	1 l	65957	12	480	-
Phosphate test strips	25 strips	64291	12	-	-

TECHNICAL FEATURES

For a 50 m³ pool

Phosphate level of the pool	250 ppb	500 ppb	1000 ppb	1500 ppb
Phosfree ml	150	300	600	900

For minimum amounts,
ask your dealer

Algicides



More power in each
drop!

Concentrated product:
25 weeks (1 l)



Algicide Power

DESCRIPTION

A fast-acting compound formulated from surfactants that displays great properties as an algicide and fungicide, which therefore prevents the formation and growth of algae in pool water.

Prevention is better than cure:

Concentrated maintenance product that keeps pools free of all types of algae thanks to its powerful properties.

The revolutionary dosing cap will enable you to add exactly the amount of the product you need, thus helping you to make savings and use it more efficiently.

Format	Code	Standard Pack	Standard weight in kg	Standard volume in m ³
1l	63124	12	480	-

Algicide Power Plus



Non-foaming.

Concentrated product:
20 weeks (1 l)

DESCRIPTION

An extra strong, fast-acting algicide with micro-flocculant properties that makes it better able to prevent the appearance of algae that live suspended in the water. Non-foaming.

Concentrated maintenance product that keeps pools free of all types of algae thanks to its powerful properties.

The revolutionary dosing cap will enable you to add exactly the amount of the product you need, thus helping you to make savings and use it more efficiently.

Format	Code	Standard Pack	Standard weight in kg	Standard volume in m ³
1l	63126	12	480	-

AlgiStop



DESCRIPTION

Antialgae concentrated recovery, removes all kinds of algae, even black. Fast-acting, recommended even for liner and polyester pools (does not stain).

Format	Code	Standard Pack	Standard weight in kg	Standard volume in m ³
1l	72824	5l	640	-

For minimum amounts,
ask your dealer



The natural way to
make water clean and
transparent.

Concentrated product:
25 weeks (1 l)

* 40 ml a week for a 50 m³ pool.

Flocculants

Natural Flocculant



DESCRIPTION

This natural clarifier made from chitosan (crustacean shells) is the most effective weekly treatment for preventing the formation of foam and cloudiness in pool water. It removes all traces of body oils and lotions, as well as excess metal precipitates.

Suitable for use in all types of pools and filters.

- Keeps water crystal clear, which helps the filter collect dirt.
- Removes excess metal precipitates.
- Helps make cleaning filters quicker and easier.
- Improves the performance of salt chlorinators.

Recommended use:

To keep your pool water crystal clear, treat it with the recommended dose of Natural Flocculant once a week. For home pools that are used a lot or for public pools, treat the pool water with twice or three times the recommended dose.

Format	Code	Standard Pack	Standard weight in kg	Standard volume in m ³
1 l	65956	12	480	-

CrystalBlock - Single dose gel flocculant



DESCRIPTION

The easiest way to enjoy crystal clear water. No handling or complicated dosing systems required. It has never been easier to enjoy crystal clear water. Ideal for all pool types, except ones with cartridge or diatomaceous earth filters.

The single dose gel blocks will enable you to add the exact amount of the product with next to no effort. CrystalBlock collects colloidal particles and algae spores so that they are filtered better.

- Increases filter efficiency.
- Helps keep your pool water crystal clear.
- Improves the efficiency of disinfectants.

Format	Code	Standard Pack	Standard weight in kg	Standard volume in m ³
36 UN	67558	72	10.800	-

Liquid flocculant



DESCRIPTION

Clarifies water by eliminating the colloidal particles that cause cloudiness in water.

Format	Code	Standard Pack	Standard weight in kg	Standard volume in m ³
5 l	11388	4	640	-
25 l	11389	1	600	-



For minimum amounts,
ask your dealer



POOL CHEMICALS

Flocculants

Solid flocculant



DESCRIPTION

Long-lasting improvement of water transparency through permanent flocculation.

	Code	Standard Pack	Standard weight in kg	Standard volume in m ³
1 kg of product in 8 bags 1 kg (8 x 125 g) (8 bags of 125 g each)	11390	14	490	-

Claritab Plus



DESCRIPTION

Super concentrated dual action coagulant and flocculant tablets, specially formulated to obtain the best performance from sand filters. The slow dissolving and controlled action completely removes suspended particles in the water (metal ions, organic matter, etc.). Savings are made as fewer disinfectants are used.

	Code	Standard Pack	Standard weight in kg	Standard volume in m ³
Display 20 units Unit: 5 x 20 g	72769	20	144	-

Cleaners

Surface cleaner



DESCRIPTION

Extra strong descaler. Acid.

Format	Code	Standard Pack	Standard weight in kg	Standard volume in m ³
5 l	11391	4	640	-
25 l	11392	1	600	-



Surface cleaner

for polyester and fibreglass pools



DESCRIPTION

It combats limescale and grease without damaging pool lining.

Format	Code	Standard Pack	Standard weight in kg	Standard volume in m ³
5 l	16558	4	640	-



For minimum amounts,
ask your dealer

Cleaners

Gelamin



DESCRIPTION

Gel descaler for pool walls and floors. Highly effective. Easy to use.

Format	Code	Standard Pack	Standard weight in kg	Standard volume in m ³
5 l	15987	4	640	-

Water line degreaser

Non-foaming



DESCRIPTION

A specially formulated compound for removing scum and dirt from pool edges and walls, and areas around them that may require cleaning.

Format	Code	Standard Pack	Standard weight in kg	Standard volume in m ³
5 l	11426	4	640	-
25 l	11427	1	600	-



Netoline

Water line



DESCRIPTION

Powerful liquid descaler with degreasing properties for cleaning the water line.

Format	Code	Standard Pack	Standard weight in kg	Standard volume in m ³
1 l	40931	12	480	-
5 l	40932	4	640	-
25 l	40934	1	600	-

Liquid Filnet



DESCRIPTION

Liquid descaler specially designed for cleaning the inside of sand filters in public pools.

Format	Code	Standard Pack	Standard weight in kg	Standard volume in m ³
5 l	73557	4	640	-
25 l	73558	1	600	-



For minimum amounts,
ask your dealer


Cleaners

Solid Filnet



DESCRIPTION

A solid descaler for cleaning the inside of sand filters.

Format	Code	Standard Pack	Standard weight in kg	Standard volume in m ³
1 kg	15988	18	600	-

Step 1 Polisher



DESCRIPTION

Stainless steel polisher and rust remover.

Format	Code	Standard Pack	Standard weight in kg	Standard volume in m ³
750 ml	72847	12	576	-

Step 2 Brightener



DESCRIPTION

Product designed to care and polish stainless steel.

Format	Code	Standard Pack	Standard weight in kg	Standard volume in m ³
750 ml	72848	12	576	-

Stainless steel cleaner-polish



DESCRIPTION

Stainless steel cleaner-polish. It removes stains and degreases all types of stainless steel surfaces.

Format	Code	Standard Pack	Standard weight in kg	Standard volume in m ³
1 l	72845*	12	480	-
5 l	72846*	4	640	-

* New codes replace old codes 18713 and 16630.

For minimum amounts,
ask your dealer

Cleaners

Surf-Clean



DESCRIPTION

Surface sanitizer with a pleasant pine smell for all kinds of surfaces.

Format	Code	Standard Pack	Standard weight in kg	Standard volume in m ³
1 l	73666	9	432	-
5 l	73667	4	640	-
25 l	73668	1	600	-

Descaler



DESCRIPTION

Prevents limescale.

Format	Code	Standard Pack	Standard weight in kg	Standard volume in m ³
5 l	11431	4	640	-

Super descaler



DESCRIPTION

Highly efficient descaler. Prevents the precipitation of lime and the build-up of limescale. Prevents pipes from getting blocked.

Format	Code	Standard Pack	Standard weight in kg	Standard volume in m ³
5 l	16555	4	640	-

For minimum amounts,
ask your dealer

Winterising products

Winterizer



DESCRIPTION

Prevents the proliferation of algae and bacteria in the water. Prevents water from going stagnant and the build-up of limescale. Takes the strain out of spring cleaning. Non-foaming.

Format	Code	Standard Pack	Standard weight in kg	Standard volume in m ³
5 l	11430	4	640	-

Winterizer copper free



DESCRIPTION

Prevents water putrefaction and slows the growth of algae and bacteria. Compatible with all treatments. Including the PHMB.

Format	Code	Standard Pack	Standard weight in kg	Standard volume in m ³
5 l	16553	4	640	-

More power in each drop!

Concentrated product:
0,5 L / 40 - 50 m³

Winterizer Power



DESCRIPTION

Concentrated winterizer specially formulated for liner and polyester pools that will enable you to keep your pool water in top condition during winter as it prevents the formation of algae and bacteria. Saves water as it can be used from one season to the next.

The revolutionary dosing cap will enable you to add exactly the amount of the product you need, thus helping you to make savings and use it more efficiently.

At the end of the bathing season before ending regular maintenance treatment, a super-chlorination should be performed using dichlor granules.

It is advisable to repeat the process halfway through the winter season.

Format	Code	Standard Pack	Standard weight in kg	Standard volume in m ³
1 l	63165	12	480	-

More power in each drop!

Concentrated product:
0,5 L / 40 - 50 m³

For minimum amounts,
ask your dealer

Winterising products

Inverlong



DESCRIPTION

Full treatment for pools in winter. Prevents the water from going stagnant and the proliferation of algae. Keeps the water crystal clear. Acts as a bactericide, algicide and flocculant. Comes with a floating dispenser.

Format	Code	Standard Pack	Standard weight in kg	Standard volume in m ³
1.75 kg	75151	8	128	-

These new codes only affect new formulas with low boric (European legislation)

Kit

KIT-Splash



DESCRIPTION

Children's pool maintenance kit. It contains 0.5 l of dichlor granules and 0.5 l of concentrated algicide.

Format	Code	Standard Pack	Standard weight in kg	Standard volume in m ³
Kit	15986	14	294	-

Blueriit connected pool assistants

Blue Check

blueriit



DESCRIPTION

Smart test strips (50 strips) that can be used with Blueriit app to get advices to better treat the pool.

- pH.
- Free chlorine.
- Bromine.
- Total alkalinity.
- Total hardness.
- Cyanuric acid.
- Blueriit Pool & spa Assistant free app.

Code	Standard Pack	Standard weight in kg	Standard volume in m ³
71664*	1	-	-
71665*	1	-	-

*71664 : Packaging in English, French, Dutch and German.

*71665 : Packaging in English, Spanish, Italian and Portuguese.

Blue Connect GO

blueriit



DESCRIPTION

The smart connected pool assistant to get essential water parameters and advices using the Blueriit app.

- Temperature.
- pH.
- ORP (platinum sensor for use with fresh water).
- Works with Bluetooth & Sigfox (remote access from anywhere).
- Blueriit Pool & spa Assistant free app.
- Compatible with chlorine and bromine pools and spas. Not compatible with salt chlorinator pools and spas.
- Blueriit Premium available upon subscription (monthly or yearly).

Code	Standard Pack	Standard weight in kg	Standard volume in m ³
73014	1	-	-

Blue Connect Plus

blueriit



DESCRIPTION

The smart connected pool assistant to get all water parameters and premium advices using the Blueriit app.

- Temperature.
- pH.
- ORP (gold sensor for uses with fresh and salt water).
- Conductivity (Salinity).
- Works with Bluetooth & Sigfox (remote access from anywhere).
- Up to 20 automatical measurements.
- Blueriit Pool & spa Assistant free app.
- Blueriit Premium lifetime included.
- Blue Fit50.
- Virtual Pool Care (pools management portal for pool pros) lifetime included.
- Compatible with chlorine, bromine and salt chlorinator pools and spas.

Code	Standard Pack	Standard weight in kg	Standard volume in m ³
71663	1	-	-

Blueriiot accessories

Fit

blueriiot



DESCRIPTION

50 mm tapping saddle. For in-line installation onto plumbing (better integration and more accurate reading).

	Code	Standard Pack	Standard weight in kg	Standard volume in m ³
50 mm tapping saddle	7015C002	1	-	-

Calibration Kit

blueriiot



DESCRIPTION

For Blue Connect sensor's calibration. The calibration is recommended once a year depending of the usage.

- 2 x 20ml packets of pH4.
- 2 x 20ml packets of pH7.
- 2 x 20ml packets of ORP 468 mV.

	Code	Standard Pack	Standard weight in kg	Standard volume in m ³
	71666	6	-	-

Battery

blueriiot



DESCRIPTION

Battery for Blue Connect.

	Code	Standard Pack	Standard weight in kg	Standard volume in m ³
	7015C001	1	-	-

Sensor

blueriiot



DESCRIPTION

Sensors for Blue Connect:

- 3-in-1 sensor Pt : Compatible with chlorine, bromine pools and spas.
- 4-in-1 sensor Au : compatible with chlorine, bromine and salt pools and spas.

	Code	Standard Pack	Standard weight in kg	Standard volume in m ³
4-in-1 sensor Au	7015R002	1	-	-
3-in-1 sensor Pt	7015R003	1	-	-

Extender

blueriiot



DESCRIPTION

Wi-Fi bridge. With Blue Extender, use Blue Connect with a Wi-Fi network.

	Code	Standard Pack	Standard weight in kg	Standard volume in m ³
	7015C004	1	-	-

AstralPool water testers



3-in-1 test strips



DESCRIPTION

Quick and easy test for free chlorine, pH and alkalinity. Contains 50 strips.

Code	Standard Pack	Standard weight in kg	Standard volume in m ³
41925	10	0.6	0.005



6-in-1 test strips



DESCRIPTION

Quick and easy test for free chlorine, pH, alkalinity, bromine, water hardness and cyanuric acid. Contains 50 strips.

Code	Standard Pack	Standard weight in kg	Standard volume in m ³
45198	10	0.6	0.005



Reagent refills



DESCRIPTION

1 OTO and 1 phenol refill.

Code	Standard Pack	Standard weight in kg	Standard volume in m ³
38638	144	8	0.037



Basic pH and chlorine test kit

Basic Line



DESCRIPTION

With OTO and phenol.

Code	Standard Pack	Standard weight in kg	Standard volume in m ³
38637	48	8	0.054

AstralPool water testers



Total chlorine and pH comparison test kit



DESCRIPTION

Comes in a modern, practical design. Packaged in a blue plastic box. Comes with OTO and liquid phenol.

	Code	Standard Pack	Standard weight in kg	Standard volume in m ³
	25353	25	4.8	0.019



Chlorine, bromine and pH comparison test kit



DESCRIPTION

Comes in a modern, practical design. Packaged in a blue plastic box. Comes with phenol and DPD tablets.

	Code	Standard Pack	Standard weight in kg	Standard volume in m ³
	26155	25	4.8	0.019



Liquid active oxygen tester



DESCRIPTION

For testing the residual liquid active oxygen in the water.

	Code	Standard Pack	Standard weight in kg	Standard volume in m ³
	26082	1	15.4	0.0265



28050

28051

Reagent refills



	Format	Code	Standard Pack	Standard weight in kg	Standard volume in m ³
OTO refill	15 cm ³	28050	50	2.1	0.020
Phenol refill	15 cm ³	28051	50	2.1	0.020
OTO refill	250 cm ³	16623	20	5.5	0.010
Phenol refill	250 cm ³	16624	20	5.5	0.010
1 OTO and 1 phenol refill	15 cm ³	16610	50	3.5	0.020



16623



16610

AstralPool water testers



Free chlorine and pH Pooltester



	Code	Standard Pack	Standard weight in kg	Standard volume in m ³
Chlorine range: 0.1-3.0 mg/l pH range: 6.8-8.2	03253	12	2.2	0.007
Chlorine range: 0.5-6.0 mg/l pH range: 6.8-8.2	01419	12	2.2	0.007

Oxygen and pH Pooltester



	Code	Standard Pack	Standard weight in kg	Standard volume in m ³
	03182	12	2.2	0.007

Bromine and pH Pooltester



	Code	Standard Pack	Standard weight in kg	Standard volume in m ³
	16374	12	2.2	0.007

Copper test kit



	Code	Standard Pack	Standard weight in kg	Standard volume in m ³
	03258	1	0.2	0.004

Pooltester refill blister pack



DESCRIPTION

20 DPD-1 tablets and 20 red phenol tablets.

	Code	Standard Pack	Standard weight in kg	Standard volume in m ³
	18854	30	1.4	0.010

AstralPool water testers



Except for codes 43409 and 43408

Reagent tablets



Format	Code	Standard Pack	Standard weight in kg	Standard volume in m ³
Phenol reagent tablets (pH)250 units	01426	1	0.1	0.004
DPD-1 reagent tablets 250 units	01424	1	0.1	0.004
DPD-2 reagent tablets 250 units	43409	1	0.1	0.004
DPD-3 reagent tablets 250 units	01425	1	0.1	0.004
DPD-4 reagent tablets 250 units	43408	1	0.1	0.004
MPS-OUT reagent tablets 250 units (test for the amount of chlorine in the presence of Oximines)	08677	1	0.1	0.004

3-in-1 test strips: MPS



DESCRIPTION

Tests for potassium monopersulphate, pH and total alkalinity. Each pack contains 50 strips.

Code	Standard Pack	Standard weight in kg	Standard volume in m ³
57500	-	-	-

4-in-1 test strips: free chlorine



DESCRIPTION

Quick and easy test for free chlorine, pH and total alkalinity in pools treated with chlorine. Each pack contains 50 strips.

Code	Standard Pack	Standard weight in kg	Standard volume in m ³
11732	-	-	-

4-in-1 test strips: bromine



DESCRIPTION

Quick and easy test for bromine, pH and total alkalinity in pools treated with bromine. Each pack contains 50 strips.

Code	Standard Pack	Standard weight in kg	Standard volume in m ³
54467	-	-	-

AstralPool water testers

Salt test kit



DESCRIPTION

Salt test strips for checking salt levels. Salt levels must be checked on a regular basis as the water is renewed.

Code	Standard Pack	Standard weight in kg	Standard volume in m ³
07937	-	-	-

TruTest test strips



DESCRIPTION

50 TruTest 3-in-1 test strips (test for free chlorine and bromine, pH and total alkalinity).

Code	Standard Pack	Standard weight in kg	Standard volume in m ³
40817	-	-	-

Pocket gauges



Dissolved solids pocket gauge

DESCRIPTION

A small, practical pocket gauge for quickly measuring the solids dissolved in the water.

	Code	Standard Pack	Standard weight in kg	Standard volume in m ³
	41928	1	-	-



Redox pocket gauge

DESCRIPTION

A small, practical pocket gauge for quickly measuring the redox level in pool water.

	Code	Standard Pack	Standard weight in kg	Standard volume in m ³
	28583	1	-	-



pH pocket gauge

DESCRIPTION

A small, practical pocket gauge for quickly measuring the pH level in pool water.

	Code	Standard Pack	Standard weight in kg	Standard volume in m ³
	43447	1	-	-



Conductivity pocket gauge

DESCRIPTION

A small, practical pocket gauge for quickly measuring conductivity.

	Code	Standard Pack	Standard weight in kg	Standard volume in m ³
Range: 0.1-19.9 mS/cm.	43428	1	-	-

Test kits and photometers



3-in-1 photometer PC test kit



DESCRIPTION

- Chlorine range: 0.05–6.0 mg/l
- ph range: 6.5–8.4
- Cyanuric acid range: 0–80.0 mg/l

Code	Standard Pack	Standard weight in kg	Standard volume in m ³
54567	1	1.0	0.049



Lumiso Pooltest 3



DESCRIPTION

Your ideal photometer for effective management of Spas and outdoor pools.

Parameters :

- Chlorine 0 – 5 mg/L
- Chlorine 0 – 10 mg/L
- Cyanuric Acid 0 – 150 mg/L
- pH Phenol Red 6.5 – 8.4

Features Included:

- Highly accurate electronic pool tester, ideal for monitoring outdoor pools
- Lightweight kit design, with all required accessories and reagents
- USB connectivity to enable data management and compliance
- Easy to operate and quick to deliver results

Code	Standard Pack	Standard weight in kg	Standard volume in m ³
74430	1	1.0	-

TESTERS

Test kits and photometers



Lumiso Pooltest 4

ASTRALPOOL 

NEW 2023

DESCRIPTION

Your ideal photometer for effective management of Spas and indoor pools.

Parameters :

- Bromine 0 - 10 mg/L
- Chlorine 0 - 5 mg/L
- Chlorine 0 - 10 mg/L
- pH Phenol Red 6.5 - 8.4
- Total Alkalinity 0 - 500 mg/L

Features Included

- Highly accurate electronic pool tester, ideal for monitoring indoor pools
- Lightweight kit design, with all required accessories and reagents
- USB connectivity to enable data management and compliance
- Easy to operate and quick to deliver results

Code	Standard Pack	Standard weight in kg	Standard volume in m ³
74431	1	1.0	-

WATER TREATMENT PRODUCTS



Lumiso Pooltest 6

ASTRALPOOL 

NEW 2023

DESCRIPTION

Simple and effective pool testing for service engineers and pool managers .

Parameters :

- Bromine 0 - 10 mg/L
- Calcium Hardness 0 - 500 mg/L
- Chlorine 0 - 5 mg/L
- Chlorine 0 - 10 mg/L
- Cyanuric Acid 0 - 150 mg/L
- pH Phenol Red 6.5 - 8.4
- Total Alkalinity 0 - 500 mg/L

Features Included

- Maintain water balance with Lumiso high accuracy electronic meter
- Lightweight kit design, with all required accessories and reagents
- USB connectivity to enable data management and compliance
- Easy to operate and quick to deliver results

Code	Standard Pack	Standard weight in kg	Standard volume in m ³
74432	1	1.0	-

Test kits and photometers

Pool-Control-Direct



DESCRIPTION

Multiparameter photometer that enables a wide range of tests to be performed that cover all pool water readings. Intended for pool dealers.

	Code	Standard Pack	Standard weight in kg	Standard volume in m ³
Pool-Control-Direct	41922	1	1.9	0.023

Parameters tested (the reagents required can be ordered):

- | | |
|---------------------------------------|-------------------------------|
| Alkalinity: 10 – 500 mg/l | Total copper 0.03–5.0 mg/l |
| Aluminium: 0.02–0.5 mg/l | Free copper: 0.03–5.0 mg/l |
| Ammonia: 0.01–1.0 mg/l | Total hardness: 5–500 mg/l |
| Cyanuric acid: 2–200 mg/l | Phosphates: 0.03–4.0 mg/l |
| Biguanide: 2–100 mg/l | Iron: 0.01–1.0 mg/l |
| Bromine: 0.04–10.0 mg/l | Manganese: 0.001–0.03 mg/l |
| Calcium hardness: 5–500 mg/l | Nitrates: 0.02–20 mg/l |
| Chloride: 10–500 mg/l | Ozone: 0.01–2.0 mg/l |
| Free chlorine: 0.01–5.0 mg/l | Hydrogen peroxide: 1–100 mg/l |
| Total chlorine: 0.01–5.0 mg/l | pH: 6,8 – 8,4 |
| Free chlorine released: 0.01–10 mg/l | Salt level: 0–10.000 mg/l |
| Total chlorine released: 0.01–10 mg/l | Sulphates: 5–200 mg/l |
| Chlorine range: 1–250 mg/l | |

5-in-1 photometer PC test kit



DESCRIPTION

- Chlorine range: 0.05–6.0 mg/l
- ph range: 6.5–8.4
- Cyanuric acid range: 0–80.0 mg/l
- Alkalinity range: 5–200 mg/l
- Calcium hardness range: 50–500 mg/l

	Code	Standard Pack	Standard weight in kg	Standard volume in m ³
	54568	1	1.0	0.049

Test kits and photometers

Photometer reagents



03009



	Format	Code	Standard Pack	Standard weight in kg	Standard volume in m ³
Phenol reagent tablets (pH)	250 units	03019	1	0.1	0.004
DPD-1 reagent tablets	250 units	03009	1	0.1	0.004
DPD-3 reagent tablets	250 units	03014	1	0.1	0.004
MPS-OUT reagent tablets (test for the amount of chlorine in the presence of Oximines)	250 units	08679	1	0.1	0.004
Isocyanuric acid reagent tablets	250 units	08345	1	0.1	0.004
Other reagents		Consult			

ctx[®] pro

We know, we take care, we live the water.

Our formula is unique: care, technology, knowledge.
Now with a new design, clearer and more functional.



New design

Reference

Name of the product

Benefits and advantages of the product

Family & type of product



Format of the product

Usage guide



Everything you need for a healthy and perfect water in 4 steps:



1

Balance

Maintains water parameters at optimal levels.



2

Disinfection

Disinfects water and kills microorganisms.



3

Algicide

Prevents algae, preventing their appearance.



4

Crystal Water

Removes dirt and cloudiness, crystal clear water.

Take care of the elements of your pool for a perfect efficacy.

Cleaning products



Take care of your pool during Winter.

Winter products



And if any type of problem arises, or you need extra care, a complete range of **CTX Solutions**.



**ctx[®]
pro**

The caring formula

ctxprofessional.com

Regulators





CTX 10 pH Minus

DESCRIPTION

Reduces pH values over 7.6.

- Enhances bathing comfort, preventing irritation of the eyes and mucous membranes and destruction of the skin's natural protective layer.
- Optimizes disinfectant efficacy.
- Prevents limescale.

GRANULATED	EFFICACY	ALL TYPES OF POOLS	DOSAGE		
	IMMEDIATE		150g / -0,2pH / 10m³		
	Format	Code	Standard Pack	Standard weight in kg	Standard volume in m ³
	CTX 10 pH Minus	03105	18	600	-
	CTX 10 pH Minus	74650	4	720	-



CTX 15 pH Minus

DESCRIPTION



Reduces pH values over 7.6.

- Enhances bathing comfort, preventing irritation of the eyes and mucous membranes and destruction of the skin's natural protective layer.
- Optimizes disinfectant efficacy.
- Prevents limescale.
- Ideal for pump dosing.



LIQUID	EFFICACY	ALL TYPES OF POOLS	DOSAGE		
	IMMEDIATE		120ml / -0,2pH / 10m³		
	Format	Code	Standard Pack	Standard weight in kg	Standard volume in m ³
	CTX 15C pH Minus	28399	1	600	-
	CTX 15C pH Minus Professional use only	17181	1	480	-



LIQUID	EFFICACY	ALL TYPES OF POOLS	DOSAGE		
	IMMEDIATE		325ml / -0,2pH / 10m³		
	Format	Code	Standard Pack	Standard weight in kg	Standard volume in m ³
	CTX 15 pH Minus	73669	1	600	-
	CTX 15 pH Minus	73670	1	480	-

Regulators



CTX 20 pH Plus



DESCRIPTION

Increases pH values under 7.2.

- Enhances bathing comfort, preventing irritation of the eyes and mucous membranes, and destruction of the skin's natural protective layer.
- Optimizes disinfectant efficacy.
- Prevents metal corrosion.

GRANULATED	EFFICACY	ALL TYPES OF POOLS	DOSAGE		
	IMMEDIATE		150g / +0,2pH / 10m³		
	Format	Code	Standard Pack	Standard weight in kg	Standard volume in m ³
CTX 20 pH Plus	1 kg	16723	18	400	-
CTX 20 pH Plus	5 kg	74895	4	720	-



CTX 25 pH Plus



DESCRIPTION

Increases pH values under 7.2.

- Enhances bathing comfort, preventing irritation of the eyes and mucous membranes, and destruction of the skin's natural protective layer.
- Optimizes disinfectant efficacy.
- Prevents metal corrosion.
- Ideal for pump dosing.

LIQUID	EFFICACY	ALL TYPES OF POOLS	DOSAGE		
	IMMEDIATE		350ml / +0,2pH / 10m³		
	Format	Code	Standard Pack	Standard weight in kg	Standard volume in m ³
CTX 25 pH Plus	20 l	17182	1	480	-

Regulators



DESCRIPTION

Alkalinity has an important role as a regulatory effect of pH changes, correcting an unstable pH in the case of low alkalinity.

- Prevents pH fluctuations when alkalinity is between 125-150 ppm.
- Shores up water balance.
- Enhances bathing comfort.

GRANULATED	EFFICACY	ALL TYPES OF POOLS	DOSAGE			
	IMMEDIATE		180g / +10ppm / 10m³			
	Format	Code	Standard Pack	Standard weight in kg	Standard volume in m ³	
	CTX 21 Alka Plus	6 kg	03212	4	864	-

CTX 22 Calc +



DESCRIPTION

Increases water hardness at values below 175 ppm to prevent the corrosion of pool materials.

- Water hardness should be between 175 and 300 ppm.

GRANULATED	EFFICACY	ALL TYPES OF POOLS	DOSAGE			
	IMMEDIATE		150g / 10ppm / 10m³			
	Format	Code	Standard Pack	Standard weight in kg	Standard volume in m ³	
	CTX 22 Calc +	5 kg	03214	4	720	-

Disinfectants





CTX 200/gr ClorShock



DESCRIPTION

Chlorine treatment for water recovery.

- Fast-dissolving.
- High water solubility makes it quick to obtain the necessary residual chlorine amount.
- Stable chlorine, lasts longer in the water.
- Does not modify pH.

GRANULATED	EFFICACY	ALL, SPECIALLY LINER AND POLIESTER	DOSAGE			
	IMMEDIATE		150g / 10m³			
	Format	Code	Standard Pack	Standard weight in kg	Standard volume in m ³	
	CTX 200gr Clor Shock	1 kg	03135	18	400	-
	CTX 200gr Clor Shock	5 kg	03137	4	720	-
	CTX 200gr Clor Shock	25 kg	10905	1	450	-



These new codes only affect new formulas with low boric (European legislation)



CTX 250 ClorShock



DESCRIPTION

Chlorine treatment for water recovery.

- Fast-dissolving.
- The tablets have an effervescent effect ensuring swift rise in chlorine rate.
- Stable chlorine, lasts longer in the water.
- Does not modify pH.
- Recommended for use in tiled pools or in skimmer.

TABLET	EFFICACY	ALL TYPES OF POOLS	DOSAGE			
	IMMEDIATE		7 tablet / 10m³			
	Format	Code	Standard Pack	Standard weight in kg	Standard volume in m ³	
	CTX 250 ClorShock	1 kg	75133	18	432	-
	CTX 250 ClorShock	5 kg	75134	4	720	-
	CTX 250 ClorShock	25 kg	75135	1	450	-

Disinfectants

CTX 12 Chlorine-bromine neutralizer



DESCRIPTION

Reduces chlorine or bromine residual excess.

- Quickly removes the disinfectant excess so bathers can enjoy the pool safely.

GRANULATED	EFFICACY	ALL TYPES OF POOLS	DOSAGE		
	IMMEDIATE		10g / -0.5ppm / 10m³		
Format	Code	Standard Pack	Standard weight in kg	Standard volume in m ³	
CTX 12 Chlorine-bromine neutralizer	6 kg	03211	4	576	C01

CTX 300 ClorLent



DESCRIPTION

Chlorine treatment for disinfecting the pool.

- Essential for ongoing pool treatment since the disinfectant is released as the water needs it.
- Stable chlorine, lasts longer in the water.
- Suitable for shock treatments and general maintenance.

POWDER	EFFICACY	ALL TYPES OF POOLS	DOSAGE		
	DAILY		10g / 10m³		
Format	Code	Standard Pack	Standard weight in kg	Standard volume in m ³	
CTX 300 ClorLent	1 kg	03147	18	400	-
CTX 300 ClorLent	5 kg	03149	4	720	-
CTX 300 ClorLent	25 kg	19194	1	450	-

Disinfectants



CTX 300/gr ClorLent



DESCRIPTION

Chlorine treatment for disinfecting the pool.

- Essential for ongoing pool treatment since the disinfectant is released as the water needs it.
- Stable chlorine, lasts longer in the water.
- Suitable for shock treatments and general maintenance.

GRANULATED	EFFICACY	ALL TYPES OF POOLS	DOSAGE		
	DAILY		10g / 10m³		
	Format	Code	Standard Pack	Standard weight in kg	Standard volume in m ³
	CTX 300/gr ClorLent	03154	18	400	-
	CTX 300/gr ClorLent	03156	4	720	-
	CTX 300/gr ClorLent	19195	1	450	-

CTX 370 ClorLent



These new codes only affect new formulas with low boric (European legislation)

DESCRIPTION

Chlorine treatment for disinfecting the pool.

- Slow-dissolving and continuous disinfection.
- Stable chlorine, lasts longer in the water.
- Dosing from the skimmer or in a floating dosing device is advised. Avoid direct contact with pools made with a polyester or vinyl liner or painted pools as it can cause discolorations.

TABLET	EFFICACY	ALL TYPES OF POOLS	DOSAGE		
	WEEKLY		1 tablet / 25m³		
	Format	Code	Standard Pack	Standard weight in kg	Standard volume in m ³
	CTX 370 ClorLent	75136	18	540	-
	CTX 370 ClorLent	75137	4	720	-
	CTX 370 ClorLent	75138	1	450	-



Disinfectants



CTX 370SB ClorLent boric free

Chlorine treatment for disinfecting the pool.

- PureDrop technology:
 - 0% boric acid
 - 50% long-lasting than standard tablets
 - Leaves no residue in the water.
- Slow-dissolving and continuous disinfection.
- Stable chlorine, lasts longer in the water.
- Dosing in the skimmer or in a floating dosing device is advised. Avoid direct contact with pools made with a polyester or vinyl liner or painted pools as it can cause discolorations.



TABLET	EFFICACY	ALL TYPES OF POOLS	DOSAGE		
	7 / 10 DAYS		1 tablet / 30m³		
	Format	Code	Standard Pack	Standard weight in kg	Standard volume in m ³
CTX 370SB ClorLent	4 kg	69866	4	864	-



CTX 120 Hypocal

Calcium hypochlorite treatment for disinfecting the pool.

- Fast-dissolving.
- Unstabilized chlorine, no cyanuric acid is added to the water.
- Suitable for shock treatments and general maintenance.

GRANULATED	EFFICACY	ALL TYPES OF POOLS	DOSAGE		
	DAILY		10g / 10m³		
	Format	Code	Standard Pack	Standard weight in kg	Standard volume in m ³
CTX 120 Hypocal	5 kg	03130	4	360	-
CTX 120 Hypocal	25 kg	03131	1	600	-

Disinfectants



CTX 400 ClorProtect

Keeps water disinfected for longer.

- Extends the disinfect action of chlorine since it prevents the rapid destruction caused by ultraviolet sunlight.
- Supplement for salt electrolysis or unstabilized chlorine treatments.
- For outdoor pools.
- Introduce the product in the skimmer or pump prefilter.

POWDER	EFFICACY	ALL TYPES OF POOLS	DOSAGE		
	IMMEDIATE		400g / 10m³		
	Format	Code	Standard Pack	Standard weight in kg	Standard volume in m ³
CTX 400 ClorProtect	4.5 kg	73127	4	648	-



CTX 161 ClorLiquid

DESCRIPTION

Liquid chlorine for continuous water disinfection.

- Unstabilized chlorine, no cyanuric acid is added to the water.
- Suitable for shock treatments and general maintenance.

LIQUID	EFFICACY	ALL TYPES OF POOLS	DOSAGE		
	DAILY		500ml / 10m³		
	Format	Code	Standard Pack	Standard weight in kg	Standard volume in m ³
CTX 161 ClorLiquid	20 l	47191	1	560	-

Disinfectants

CTX 390 / gr Multiaction



DESCRIPTION

Multi-action, occasional-use chlorine treatment.

- Stable chlorine, lasts longer in the water.

GRANULATED	EFFICACY	ALL, SPECIALLY TILE POOLS	DOSAGE		
	DAILY		15g / 10m ³		
	Format	Code	Standard Pack	Standard weight in kg	Standard volume in m ³
	CTX 390gr Multiaction	07897	4	720	-
	CTX 390gr Multiaction	19196	1	450	-

CTX 342 Multiaction 5



These new codes only affect new formulas with low boric (European legislation)

DESCRIPTION

Multi-action chlorine treatment for pool maintenance.

- Slow and continuous dissolution.
- Disinfection, antialgae, flocculant, coagulant, chlorine stabilizer.

TABLET	EFFICACY	ALL, SPECIALLY LINER AND POLIESTER	DOSAGE		
	WEEKLY		1 tablet / 25m ³		
	Format	Code	Standard Pack	Standard weight in kg	Standard volume in m ³
	CTX 342 Multiaction 5	75140	18	540	-
	CTX 342 Multiaction 5	75141	4	720	-
	CTX 342 Multiaction 5	75142	1	450	-

Disinfectants





These new codes only affect new formulas with low boric (European legislation)

CTX 393 Multiaction 5

DESCRIPTION

Multi-action chlorine treatment for pool maintenance.

- Slow and continuous dissolution.
- Disinfection, antialgae, flocculant, coagulant, chlorine stabilizer.

TABLET	EFFICACY	ALL TYPES OF POOLS	DOSAGE			
	WEEKLY		1 tablet / 25m ³			
	Format	Code	Standard Pack	Standard weight in kg	Standard volume in m ³	
	CTX 393 Multiaction 5	1 kg	75143	18	540	-
	CTX 393 Multiaction 5	5 kg	75144	4	720	-
	CTX 393 Multiaction 5	25 kg	75145	1	450	-





These new codes only affect new formulas with low boric (European legislation)

CTX 379 Multiaction 5

DESCRIPTION

Multi-action chlorine treatment for pool maintenance.

- Slow and continuous dissolution.
- Disinfection, antialgae, flocculant, coagulant, chlorine stabilizer.

TABLET	EFFICACY	ALL, SPECIALLY CARTIDGE FILTERS	DOSAGE			
	WEEKLY		1 tablet / 25m ³			
	Format	Code	Standard Pack	Standard weight in kg	Standard volume in m ³	
	CTX 379 Multiaction 5	5 kg	75146	4	450	-

Disinfectants





These new codes only affect new formulas with low boric (European legislation)

CTX 391 Multiaction 10

DESCRIPTION

Multi-action chlorine treatment for pool maintenance.

- Slow and continuous dissolution.
- Disinfection, antialgae, algistatic, flocculant, coagulant, chlorine stabilizer, antical, metal scavenger, corrosion protector, pH reducer.

TABLET	EFFICACY	ALL TYPES OF POOLS	DOSAGE		
	WEEKLY		1 tablet / 25m³		
	Format	Code	Standard Pack	Standard weight in kg	Standard volume in m ³
CTX 391 Multiaction 10	5 kg	75147	4	720	-



CTX 393SB Multiaction 10 Boric Free



DESCRIPTION

Multi-action chlorine treatment for pool maintenance.

- Slow and continuous dissolution.
- Disinfection, antialgae, algistatic, flocculant, coagulant, chlorine stabilizer, antical, metal scavenger, corrosion protector, pH reducer.

Pure Drop technology:

- 0% boric acid
- 50% long-lasting than standard tablets
- Leaves no residue in the water.

TABLET	EFFICACY	ALL TYPES OF POOLS	DOSAGE		
	7-10 days		1 tablet / 30m³		
	Format	Code	Standard Pack	Standard weight in kg	Standard volume in m ³
CTX 393SB Multi action 10	4 kg	69868	4	864	-

Disinfectants






CTX 230 Dosilong

DESCRIPTION

Floating dosing device for multi-action treatment for pool maintenance.

- Ensures ongoing and constant dosing, keeping the water disinfected and promoting an algaecide and flocculant action.
- Specially designed for pools with a skimmer.
- Easy to use, no product handling.

These new codes only affect new formulas with low boric (European legislation)

FLOATING DISPENSER	EFFICACY	ALL TYPES OF POOLS		DOSAGE	
	3-4 WEEKS			1 / 50m³	
	Format	Code	Standard Pack	Standard weight in kg	Standard volume in m ³
	CTX 230 Dosilong	75149	6	96	-






CTX 130 Bromine

DESCRIPTION

Bromine treatment to disinfect the pool.

- Very slow-dissolving and continuous disinfection.
- Pleasant bathing, no odors.
- Does not irritate eyes.

TABLET	EFFICACY	ALL TYPES OF POOLS		DOSAGE	
	WEEKLY			1.0 - 3.0 ppm	
	Format	Code	Standard Pack	Standard weight in kg	Standard volume in m ³
	CTX 130 Bromine	03183	4	400	-
	CTX 130 Bromine	27129	1	540	-

Disinfectants

CTX 17 Genbrom



DESCRIPTION

Inorganic compound that transform the active chlorine generated by a salt electrolysis treatment into bromine to disinfect the pool and keep it clean and hygienically pure.

- Bromine disinfectant efficacy is not reduced in contact with organic matter.
- More pleasant bathing without irritating the eyes or unpleasant odors.
- Ideal for covered pools treated with salt electrolysis.

GRANULATED	EFFICACY	ALL TYPES OF POOLS	DOSAGE		
	IMMEDIATE		500g / 10m³		
	Format	Code	Standard Pack	Standard weight in kg	Standard volume in m ³
CTX 17 Genbrom	5 kg	23117	4	720	-

Algicides

CTX 575 Algae destroyer



DESCRIPTION

Concentrated product that successfully removes all type of algae, including hard-to-budge black algae.

- Fast-working, long-lasting.
- Non-foaming.

LIQUID	EFFICACY	ALL, EXCEPT LINER AND POLYESTER	DOSAGE		
 CONCENTRATED	4 to 8h		200ml / 10m³		
	Format	Code	Standard Pack	Standard weight in kg	Standard volume in m ³
CTX 575 Algae destroyer	1 l	71653	12	480	-
CTX 575 Algae destroyer	3 l	71654	6	576	-

Algicides





CTX Phosfree

DESCRIPTION

Concentrated product to instantly remove algae-producing phosphates by inhibiting their growth.

- Prevents the appearance of algae.
- Compatible with all disinfectants.
- Enhances salt electrolysis output.
- With an easy-to-use dosing bottle.
- Phosphate concentration should be kept below 25ppb to prevent algae formation.



LIQUID	EFFICACY	ALL TYPES OF POOLS	DOSAGE		
 CONCENTRATED	WEEKLY		12ml / 10m³		
	Format	Code	Standard Pack	Standard weight in kg	Standard volume in m ³
CTX Phosfree	1l	63108	12	480	-



CTX 500C Algastop Power

Concentrated product that prevents algae formation and growth.

- High bactericide, algaecide, and fungicide power.
- Fast-working, long-lasting.
- With an easy-to-use dosing bottle.

LIQUID	EFFICACY	ALL TYPES OF POOLS	DOSAGE		
 CONCENTRATED	WEEKLY		8ml / 10m³		
	Format	Code	Standard Pack	Standard weight in kg	Standard volume in m ³
CTX 500C Algastop Power	1l	63120	12	480	-

Algicides



CTX 530C Algastop Ultra Power



DESCRIPTION

Concentrated product that prevents algae formation and growth, with a flocculant effect.

- High bactericide, algaecide, and fungicide power with a microfloculant power boosting its capacity to prevent the appearance of floating algae.
- Fast-working, long-lasting.
- Non-foaming, making it ideal for pools with counterflow systems or similar, water parks, etc.
- With an easy-to-use dosing bottle.

LIQUID	EFFICACY	ALL TYPES OF POOLS	DOSAGE		
 CONCENTRATED	WEEKLY		12ml / 10m³		
	Format	Code	Standard Pack	Standard weight in kg	Standard volume in m ³
	CTX 530C Algastop Ultra Power 1 l	63122	12	480	-



CTX 500 Algastop



DESCRIPTION

Prevents algae formation and growth.

- High bactericide, algaecide, and fungicide power.
- Fast-working, long-lasting.

LIQUID	EFFICACY	ALL TYPES OF POOLS	DOSAGE		
 CONCENTRATED	WEEKLY		50ml / 10m³		
	Format	Code	Standard Pack	Standard weight in kg	Standard volume in m ³
	CTX 500 Algastop 5 l	03194	4	640	-
	CTX 500 Algastop 25 l	03195	1	600	-




Algicides



CTX 60 AlgaStop Cristal

DESCRIPTION

- Prevents algae formation and growth.
- Clarifies the water, increasing transparency.
 - Keeps water blue.




LIQUID	EFFICACY	ALL TYPES OF POOLS	DOSAGE		
	WEEKLY	 	50ml / 10m³		
	Format	Code	Standard Pack	Standard weight in kg	Standard volume in m ³
CTX 60 AlgaStop Cristal	5 l	03190	4	640	-



CTX 530 Algastop Ultra

DESCRIPTION

- Prevents algae formation and growth.
- High bactericide, algaecide, and fungicide power.
 - Fast-working, long-lasting.
 - Non-foaming, making it ideal for pools with counterflow systems or similar, water parks, etc.

LIQUID	EFFICACY	ALL TYPES OF POOLS	DOSAGE		
	WEEKLY	 	25ml / 10m³		
	Format	Code	Standard Pack	Standard weight in kg	Standard volume in m ³
CTX 530 Algastop Ultra	5 l	03204	4	640	-
CTX 530 Algastop Ultra	25 l	03205	1	600	-

Flocculants



CTX 39 Pool Gel

DESCRIPTION

Single-dose flocculant gel for crystal-clear water.

- Increases filter and disinfectant efficacy.
- Easy to use, no product handling.

MONODOSE	EFFICACY	ALL TYPES OF POOLS	DOSAGE		
	15 DAYS		1 MONODOSE / up to 60m³		
	Format	Code	Standard Pack	Standard weight in kg	Standard volume in m ³
	CTX 39 Pool gel Pack 36 un.	61363	2	7200	-
	CTX 39 Pool gel (un)	61363UN		-	-

CTX Care Pods



DESCRIPTION

Multifunctional water-soluble film, single-dose.

- Stops water turning cloudy.
- Prevents algae growth.
- Prevents foam generation.
- Immediate effect.
- Efficacy unaltered by possible temperature rises or pH variations.

MONODOSE	EFFICACY	ALL TYPES OF POOLS	DOSAGE		
	WEEKLY		1 MONODOSE / up to 50m³		
	Format	Code	Standard Pack	Standard weight in kg	Standard volume in m ³
	CTX Care Pods 35 g	73119	-	816	-
	CTX Care Pods (un)	73119UN	-	816	-

Flocculants





CTX Natural Flocculant

DESCRIPTION

Naturally sourced concentrate that keeps water crystal-clear.

- Removes remains of body creams and oils, foam and excess metal.
- Suitable for salt electrolysis, boosting output.
- Compatible with all disinfectants.
- Easy-clean filter.
- With an easy-to-use dosing bottle.

LIQUID	EFFICACY	ALL TYPES OF POOLS	DOSAGE		
	WEEKLY		8ml / 10m³		
	Format	Code	Standard Pack	Standard weight in kg	Standard volume in m ³
CTX Natural Flocculant	1 l	63107	12	480	-





CTX 43 Flocculant Deluxe

DESCRIPTION

Removes the particles from the water that turn it cloudy.

- Clean, crystal-clear water.
- Fast flocculation, continuous clarification.
- Improves disinfectant output.

CARTIDGE	EFFICACY	ALL TYPES OF POOLS	DOSAGE		
	10 DAYS		1 CARTRIDGE / up to 50m³		
	Format	Code	Standard Pack	Standard weight in kg	Standard volume in m ³
CTX 43 Flocculant Deluxe	1 kg	46664	14	490	-

Flocculants





CTX 42 Flocculant

DESCRIPTION

Removes the particles from the water that turn it cloudy.

- Improves water transparency.
- Coagulant action.
- Place tablet in skimmer.

TABLET	EFFICACY	ALL TYPES OF POOLS	DOSAGE		
	10 DAYS		1 TABLET UP TO 50m³		
	Format	Code	Standard Pack	Standard weight in kg	Standard volume in m ³
	CTX 42 Flocculant 5 kg	03119	4	480	-
	CTX 42 Flocculant 25 kg	03120	1	450	-

CTX 37 Xtreme Flocc





DESCRIPTION

Shock treatment to completely remove particles from the water.

- For crystal-clear water.
- Slow and controlled dissolution.
- Coagulant and flocculant action.
- Improves filter and disinfectant output.
- Removes metal ions like iron and manganese and eliminates organic matter



TABLET	EFFICACY	ALL TYPES OF POOLS	DOSAGE		
	8h		1 TABLET / 20m³		
	Format	Code	Standard Pack	Standard weight in kg	Standard volume in m ³
	CTX 37 Xtreme Flocc 20 un.	60044	8	144	-

Flocculants





CTX 41 Flocculant



DESCRIPTION

Shock treatment that removes the particles from the water that turn it cloudy.

- Clarifies the water, restoring transparency.
- Fast-acting.
- Improves disinfectant output.

LIQUID	EFFICACY	ALL TYPES OF POOLS	DOSAGE		
	8h		100ml / 10m³		
	Format	Code	Standard Pack	Standard weight in kg	Standard volume in m ³
CTX 41 Flocculant	5 l	03117	4	640	-
CTX 41 Flocculant	25 l	03118	1	600	-

Cleaners





CTX 51 WallCleaner Plus



DESCRIPTION

Cleans the pool basin.

- Detergent cleaner specially formulated to remove the limescale, organic residues, and mineral sediments that form over time and attach to pool surfaces.

LIQUID	EFFICACY	ALL TYPES OF POOLS	DOSAGE		
	30min		2l / 10m³		
	Format	Code	Standard Pack	Standard weight in kg	Standard volume in m ³
CTX 51 WallCleaner Plus	5 l	03124	4	640	-
CTX 51 WallCleaner Plus	25 l	03125	1	600	-

Cleaners





CTX 53 WallCleaner Liner



DESCRIPTION

Cleans the pool basin.

- Detergent cleaner specially formulated to remove the limescale, organic residues, and mineral sediments that form over time and attach to pool surfaces.
- Special for liner or polyester pools.

LIQUID	EFFICACY	ALL TYPES OF POOLS	DOSAGE			
	30min		2l / 10m³			
	Format	Code	Standard Pack	Standard weight in kg	Standard volume in m ³	
	CTX 53 WallCleaner	5 l	07882	4	640	-





CTX 56 Netoline



DESCRIPTION

Cleans the waterline.

- Gel detergent specially formulated to remove oil, dirt, and limescale from pool edges, walls and surrounds as required.
- Due to gel consistency it sticks to the walls, preventing splash-back.

GEL	EFFICACY	ALL TYPES OF POOLS	DOSAGE			
	IMMEDIATE		SPONGE			
	Format	Code	Standard Pack	Standard weight in kg	Standard volume in m ³	
	CTX 56 Netoline	5 l	38811	4	640	-

Cleaners






CTX 75 Waterline Cleaner

DESCRIPTION

Cleans the waterline.

- Gel detergent specially formulated to remove oil, dirt, and limescale from pool edges, walls and surrounds as required.

LIQUID	EFFICACY	ALL TYPES OF POOLS	DOSAGE		
	IMMEDIATE	 	SPONGE		
	Format	Code	Standard Pack	Standard weight in kg	Standard volume in m ³
	CTX 75 Waterline Cleaner	03222	4	640	-
	CTX 75 Waterline Cleaner	03223	1	800	-






CTX 70 Surfosan

DESCRIPTION

Sanitizer multi-surface.

- Does not alter water parameters.
- Respectful with the surface.

LIQUID	EFFICACY	ALL TYPES OF POOLS	DOSAGE		
	IMMEDIATE	 	SPONGE		
	Format	Code	Standard Pack	Standard weight in kg	Standard volume in m ³
	CTX 70 Surfosan	73941	9	432	-
	CTX 70 Surfosan	05453	4	640	-
	CTX 70 Surfosan	05454	1	600	-

Cleaners





CTX 600 Descaler

DESCRIPTION

Prevents limescale.

- Removes and prevents limescale. Helps stop filters from clogging up and corrosion of metal parts in the recirculation and filter system.

LIQUID	EFFICACY	ALL TYPES OF POOLS	DOSAGE		
	IMMEDIATE		SPONGE		
	Format	Code	Standard Pack	Standard weight in kg	Standard volume in m ³
CTX 600 Descaler	5 l	03229	4	640	-





CTX 700 Descaler Super

DESCRIPTION

Prevents limescale and iron stains.

- Prevents limescale formation on walls, ladders, bottoms and filters as a result of hard water.
- Keeps the water recirculation, pump, and heat-exchange circuits clean.
- Prevents stains forming on the basin as a result of iron in the water.
- Non-foaming.

LIQUID	EFFICACY	ALL TYPES OF POOLS	DOSAGE		
	IMMEDIATE		SPONGE		
	Format	Code	Standard Pack	Standard weight in kg	Standard volume in m ³
CTX 700 Descaler Super	5 l	03231	4	640	-

Cleaners






CTX 800 Inhibical



DESCRIPTION

Prevents the limescale produced by using liquid chlorine that clogs up dosing systems (dosing pumps, tubes, etc.).

- Prevents the corrosion of metal pool parts.

LIQUID	EFFICACY	ALL TYPES OF POOLS	DOSAGE		
	DAILY	 	500ml / 50 cl liquid		
	Format	Code	Standard Pack	Standard weight in kg	Standard volume in m ³
CTX 800 Inhibical	5 l	20265	4	640	-






CTX 35 Descaler electrolyte cells



DESCRIPTION

Removes limescale that forms and sticks to electrodes and reduces electrochlorinator output and performance.

- Extends electrochlorinator life.

LIQUID	EFFICACY	ALL TYPES OF POOLS	DOSAGE		
	8h	 	100ml / 10m³		
	Format	Code	Standard Pack	Standard weight in kg	Standard volume in m ³
CTX 35 Descaler	5 l	31127	4	640	-

Cleaners





CTX 57 Netafilter

DESCRIPTION

Cleans the inside of sand filters.

- Removes limescale caused by salts in the water and dirt deposited inside sand filters.
- Non-foaming.
- For stainless steel or sand/polyester, silex or ecoglass.

LIQUID	EFFICACY	POOLS WITH SAND FILTER	DOSAGE			
	4h / 8h		2 l / 10kg sand			
	Format	Code	Standard Pack	Standard weight in kg	Standard volume in m ³	
	CTX 57 Netafilter	5 l	08671	4	640	-

Maintenance Kit







CTX 205 Baby Pool

DESCRIPTION

Complete kit for small inflatable or removable pools.

- Keeps the water clean without having to empty the pool
- It contains 0.5 l of dichlor granules and 0.5 l of concentrated algicide.

KIT	TYPES OF POOLS	DISINFECTION	EFFICACY	ALGICIDE	EFFICACY
 with dispenser	 Mini Pools		DAILY		WEEKLY
	Format	Code	Standard Pack	Standard weight in kg	Standard volume in m ³
	CTX 205 Baby Pool	1 uni.	03176	14	-

Winterising products



CTX 550 WinterStar



DESCRIPTION

Complete treatment in winter.

- Prevents algae and bacteria proliferation.
- Prevents the formation of lime.
- Non-foaming.

LIQUID	EFFICACY	ALL TYPES OF POOLS	DOSAGE		
	3 MONTHS		500ml / 10m³		
	Format	Code	Standard Pack	Standard weight in kg	Standard volume in m ³
CTX 550 WinterStar	5 l	03226	4	640	-
CTX 550 WinterStar	25 l	20906	1	600	-



CTX 551 WinterStar Liner



DESCRIPTION

Complete treatment in winter.

- Prevents algae and bacteria proliferation.
- Non-foaming.

LIQUID	EFFICACY	ALL TYPES OF POOLS	DOSAGE		
	3 MONTHS		830ml / 10m³		
	Format	Code	Standard Pack	Standard weight in kg	Standard volume in m ³
CTX 551 WinterStar Liner	5 l	17228	4	640	-

Winterising products

CTX 551C WinterStar Power



DESCRIPTION

Concentrated product for complete treatment in winter.

- Prevents algae and bacteria proliferation.
- Non-foaming.
- With an easy-to-use dosing bottle.

LIQUID	EFFICACY	ALL TYPES OF POOLS	DOSAGE			
	3 MONTHS		200ml / 10m³			
	Format	Code	Standard Pack	Standard weight in kg	Standard volume in m ³	
	CTX 551C WinterStar Power	11	63163	12	480	-

CTX 235 Sleepy



These new codes only affect new formulas with low boric (European legislation)

DESCRIPTION

Floating dosing device for complete treatment in winter.

- Prevents algae and bacteria proliferation.
- Easy to use, no product handling.

FLOATING DISPENSER	EFFICACY	ALL TYPES OF POOLS	DOSAGE			
	3 MONTHS		1ml / 50m³			
	Format	Code	Standard Pack	Standard weight in kg	Standard volume in m ³	
	CTX 235 Sleepy	1.75 kg	75150	6	96	-

SPA sensations

WATER
TREATMENT
PRODUCTS



The performance of CTX products now available for your spa

SPA range



CTX 911 pH Minus



DESCRIPTION

Granulated product to reduce the pH of the spa water. Fast dissolution without residues.

	Format	Code	Standard Pack	Standard weight in kg	Standard volume in m ³
CTX 911 pH Minus	1 kg	75976	9	324	-



CTX 912 pH Plus



DESCRIPTION

Granulated product to increase the pH of the spa water. Fast dissolution without residues.

	Format	Code	Standard Pack	Standard weight in kg	Standard volume in m ³
CTX 912 pH Plus	1 kg	75977	9	324	-



CTX 913 Hardness Stabilizer



DESCRIPTION

Liquid to prevent limescale. Prevents stains and save water from becoming cloudy.

	Format	Code	Standard Pack	Standard weight in kg	Standard volume in m ³
CTX 913 hardness stabilizer	1 l	75978	9	324	-



CTX 921 Bromine Tablets



DESCRIPTION

Bromine tablets for water disinfection without smell and with a long-lasting effect.

	Format	Code	Standard Pack	Standard weight in kg	Standard volume in m ³
CTX 921 bromine tablets	1 kg	75979	9	324	-

SPA range



CTX 922 Granulate Chlorine



DESCRIPTION

Chlorine granules to disinfect and guarantee hygienic spa water.

	Format	Code	Standard Pack	Standard weight in kg	Standard volume in m ³
CTX 922 granulate chlorine	1 kg	75980	9	324	-



CTX 931 Clarifyer



DESCRIPTION

Concentrated liquid to prevent cloudy water problems in the spa. For all types of filters.

	Format	Code	Standard Pack	Standard weight in kg	Standard volume in m ³
CTX 931 clarifyer	1l	75981	9	324	-



CTX 932 Anti Foam



DESCRIPTION

Liquid to remove spa foam. Fast and effective action.

	Format	Code	Standard Pack	Standard weight in kg	Standard volume in m ³
CTX 931 anti foam	1l	75985	9	324	-



CTX 941 Filter Cleaner



DESCRIPTION

Liquid for cleaning cartridge filters.

	Format	Code	Standard Pack	Standard weight in kg	Standard volume in m ³
CTX 941 filter cleaner	1l	75982	9	324	-

SPA range



CTX 942 Surface Cleaner



DESCRIPTION

Concentrated liquid for cleaning the interior lining of spas. For all types of surfaces.

	Format	Code	Standard Pack	Standard weight in kg	Standard volume in m ³
CTX 942 surface cleaner	1 l	75983	9	324	-



CTX 943 Pipework Cleaner



DESCRIPTION

Liquid to degrease and clean hydraulic circuit.

	Format	Code	Standard Pack	Standard weight in kg	Standard volume in m ³
CTX 943 Pipework Cleaner	1 l	75984	9	324	-



CTX 961 Test Strips



DESCRIPTION

Strips to determine the pH value, chlorine, bromine, alkalinity and hardness of the spa water..

	Format	Code	Standard Pack	Standard weight in kg	Standard volume in m ³
CTX 961 test strips	-	75986	-	-	-



CTX 971 Kit Bromine



DESCRIPTION

Kit for the disinfection of spa water with bromine.

	Format	Code	Standard Pack	Standard weight in kg	Standard volume in m ³
CTX 971 Kit Bromine	-	75987	72	288	-



WATER
TREATMENT
EQUIPMENT

WATER TREATMENT EQUIPMENT

ASTRALPOOL 

302 RESIDENTIAL POOLS WATER TREATMENT SOLUTIONS

303 SALT WATER ELECTROLYSIS - RESIDENTIAL POOLS

- 304 Elite Connect
- 305 Smart Next
- 306 Energy Sel
- 306 Sel Clear
- 306 Bering Sel
- 307 Earthing anode
- 307 Electrodes

309 AUTOMATIC UV DISINFECTION - RESIDENTIAL POOLS

- 309 Neolysis 2
- 310 Heliox UV
- 311 Lyriox UV-C

314 PH & CHLORINE AUTOMATIC REGULATIONS - RESIDENTIAL POOLS

- 314 Control Connect
- 315 Relay Box
- 315 Dual pH-EV Basic Control Plus
- 316 Control Basic Plus
- 316 Redox Basic EV Plus
- 317 Control Basic Next
- 317 Redox Basic EV Next

 **ZODIAC**[®]

322 INTRODUCTION

- 324 pH Expert
- 327 Chlor Expert

329 SALT WATER CHLORINATORS

- 330 Ei²
- 332 EiSalt
- 336 eXPERT
- 338 eXO[®] iQ & eXO[®] iQ LS
- 338 Hydroxinator[®] iQ
- 340 eXO[®] iQ
- 342 eXO[®] iQ LS
- 344 pH Link & Dual Link

346 MAGNAPOOL[®] MAGNESIUM BASED CHLORINATOR

- 348 Hydroxinator[®] iQ
- 350 MagnaPool[®] Minerals
- 351 Crystal Clear

352 MINERAL PURIFIER

- 353 Nature² Spa


- Disinfection management and pH management represent 20% of pool water treatment but 80% of daily in-store enquiries.
- Correctly managing disinfection and pH is then key for a perfect pool experience. AstralPool® offers 4 product families to relieve the pool owners from constraints.

HOW TO CHOSE THE MOST ADAPTED WATER TREATMENT SOLUTION?

Our water treatment product portfolio allows pool owners to adapt their equipment to their needs, from lowering maintenance constraints to increasing bathing comfort, connectivity or environmentally friendly solutions. The chart below will help you chose the best option for your pool.





For an optimal disinfection against pathogens (bacteria, viruses, fungi...), you may combine UV treatment with chlorinated treatment. It delivers a larger efficacy spectrum ensuring pool's water is disintected AND disinfectant.



					
		Dosing	UV	Salt Water Electrolysis	Neolysis 2
Type of disinfection		Liquid chlorine	UV treatment	Salt water chlorination	Hybrid UV treatment + Salt water chlorination
pH regulation		✓	✓*	✓*	✓*
Disinfection regulation (ORP or PPM)		✓	✓*	✓*	✓*
Pool equipment control (AUX relays)		-	-	✓*	✓
IoT connectivity	App control	-	-	iAquaLink+ (Smart Next**) Poolstation (Elite Connect)	Poolstation
	Compatible with Connect & Go automation	✓ (NN Thing)	-	✓ (NN Thing)	✓ (NN Thing)
Reduced maintenance constraints		✓	✓✓	✓✓✓	✓✓✓
Reduced use/handling of chemicals		✓	✓✓	✓✓✓	✓✓✓
Gentle and eco-friendly treatment		✓	✓✓	✓✓✓	✓✓✓
Investment	At installation	€ - €€€	€ - €€	€ - €€€	€€ - €€€
	Seasonal cost	€€€	€€	€	€

* Depends on product range or model.
 ** With optional iQBridge RS WiFi gateway.

MODEL COMPARISON

													
Product name	Elite Connect				Smart Next					Energy Sel			Bering Sel
Chlorine output (g/h)	12	24	32	42	7	12	21	30	40	9	13	19	8
Pool volume Based on 8 h/day of chlorination for a pool water = 25°C (if pool water > 25°C : -15% max volume)	50	100	150	200	30	50	90	140	180	40	55	85	35
Salinity (g/L)	Standard Mini: 5 - Ideal: 6 Low Salt Mini: 1 - Ideal: 2				Mini: 5 - Ideal: 6					Mini: 3,5 - Ideal: 4			Mini: 3,2 - Ideal: 4
Output control	0-100%				0-100% (10 levels)					0-100%			0-100% (4 levels)
User interface	2,8" Oled colour touchscreen				Back-lit touchscreen					2 digits LCD screen			LED
Minimum flow rate (m³/h)	2	4	6	8	2	3	5	6	8	2	3	4	3
Electric power (W)	83	165	205	205	46	92	92	184	207	70			100
Protection rating	IP65				IP65					IP45			IP24
Type of cell	Horizontal or vertical				Horizontal or vertical					Horizontal or vertical			Horizontal or vertical
Cell service life	12,000 h				10,000 h					8,000 h			8,000 h
Polarity reversal	✓ (2-3-4 h)				✓ (2-3-4-7 h)					✓ (0 to 99 h)			✓
Cover mode	✓				✓					✓			-
Boost mode	-				✓					-			-
Lack of water:													
Gas sensor	✓				✓					-			-
Flow Switch	✓				✓ (Optional)					✓ (Optional)			-
Salt fail-safe mode (High - Low)	✓				✓					-			-
Running time counter	✓				✓					-			-
Temperature display	✓				✓					-			-
Salinity display	✓				✓					-			-
Timer scheduling	✓				-					-			-
Connectivity / App control:													
IoT connectivity	App control	✓ (embedded) Poolstation			✓ iAquaLink+ (With iQBridge RS WiFi gateway)					-			-
	Compatible with Connect & Go automation	NN Thing			NN Thing					-			-
External output control	✓				✓					-			-
pH control	✓ (Scalable)				✓ (Optional)					-			-
Sensor holder included	✓				✓					-			-
pH pump included	✓				✓					-			-
ORP control	✓ (Scalable)				✓ (Optional)					-			-
ppm control	✓ (Scalable)				-					-			-
Low Salt version	✓				-					-			-
Timer	✓				-					-			-
Inputs - Outputs	4 (digital) - 4 (relays)				-					-			-
Warranty	3 years				2 years					2 years			2 years

Elite Connect

+ A connected and evolutive salt water chlorinator platform with pH & chlorine regulations and built-in pool equipment control.

DESCRIPTION

- Connected product with built-in Ethernet port and PoolStation app (available on iOS & aOS).
- NN Thing: Smart control within Fluidra Connect pool automation and NN app (available on iOS & aOS).
- Scalable control functions with S-Driver® plug-in modules (pH, Rx and Cl ppm).
- 2.8" OLED colour touch screen with enhanced display
- Integrated timer scheduling for all controlled pool features.
- 4 digital inputs and 4 digital outputs (relays) to control filter pump, heater, lighting, etc.
- Equipped with a gas sensor, a flow switch and a compact sensor holder as standard.
- Equipped with high quality electrodes, with a service life of up to 12,000 hours under normal conditions.
- Output control from 0 to 100%.
- pH dosing pump included with pH option.
- Low-salt version (1-2 g/l).
- Optional VSP S-Driver® that can control 3-speed variable speed pumps and backwash piston valves.
- Optional Relay Box to ease the installation between Elite Connect and the controlled pool equipment. See page 315.



Fluidra Connect compatible



Possibility of upgrading the unit with S-Driver® modules

Code	Standard Pack	Standard weight in kg	Standard volume in m³
------	---------------	-----------------------	-----------------------

Elite Connect

Up to 50 m³ 12 g/h	70012	1	6.30	0.047
Up to 100 m³ 24 g/h	70013	1	8.20	0.047
Up to 150 m³ 32 g/h	70014	1	9.10	0.047
Up to 200 m³ 42 g/h	70016	1	9.50	0.047

Elite Connect pH

Up to 50 m³ pH 12 g/h	70019	1	7.70	0.047
Up to 100 m³ pH 24 g/h	70021	1	9.50	0.047
Up to 150 m³ pH 32 g/h	70023	1	10.60	0.047
Up to 200 m³ pH 42 g/h	70025	1	10.90	0.047

Elite Connect pH/Rx

Up to 50 m³ 12 g/h	70031	1	8.15	0.047
Up to 100 m³ 24 g/h	70032	1	9.95	0.047
Up to 150 m³ 32 g/h	70033	1	11.05	0.047
Up to 200 m³ 42 g/h	70035	1	11.35	0.047

Elite Connect pH/ppm

Up to 50 m³ 12 g/h	70361	1	13.80	0.080
Up to 100 m³ 24 g/h	70363	1	14.90	0.080
Up to 150 m³ 32 g/h	70365	1	16.60	0.080
Up to 200 m³ 42 g/h	70369	1	16.90	0.080

Elite Connect LS

LS. Up to 50 m³ 12 g/h	70037	1	6.30	0.047
LS. Up to 100 m³ 24 g/h	70039	1	8.20	0.047
LS pH. Up to 50 m³ 12 g/h	70040	1	7.70	0.047
LS pH. Up to 100 m³ 24 g/h	70042	1	9.50	0.047
LS pH/Rx. Up to 50 m³ 12 g/h	70047	1	7.80	0.047
LS pH/Rx. Up to 100 m³ 24 g/h	70048	1	8.90	0.047
LS pH/ppm. Up to 50 m³ 12 g/h	70371	1	14.90	0.080
LS pH/ppm. Up to 100 m³ 24 g/h	70372	1	16.60	0.080

Option

Relay Box	72454	1	9,5	-
-----------	-------	---	-----	---

S-Driver® modules

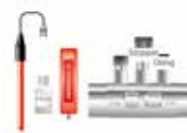
SD-pH	70049	1	0.80	0.06
SD-Pump (pH)	70054	1	0.80	0.06
SD-ORP	70051	1	0.80	0.06
SD-PPM	70052	1	6.00	0.051
SD-VSP	73471	1	0.80	0.002



70049



70054



70051



70052



73471

Smart Next

+ A salt water chlorinator with optional pH and ORP automated control.



Fluidra Connect compatible



iAquaLink+ COMPATIBLE



Optional iQbridge RS WiFi gateway for remote control with iAquaLink+ app



iAquaLink+ COMPATIBLE



DESCRIPTION

- Smart Next is available as a salt water chlorinator, or with regulations: pH only or pH & ORP for chlorination control.
- Equipped with a gas sensor (optional flow switch) and compact sensor holder (pH and pH/Rx options) as standard.
- Monitors temperature and salinity.
- Equipped with high quality electrodes, with a service life of up to 10 000 hours under normal conditions.
- Output control from 0 to 100%.
- pH dosing pump included with pH and pH/Rx options.
- 24h Boost mode.
- "Bio pool" mode with specific pH & ORP setpoint thresholds.
- NN Thing: Smart control within Fluidra Connect pool automation and NN app (available on iOS & aOS).
- **New : Now controllable via the iAquaLink+ app with the addition of the iQBridge RS WiFi gateway (available separately as an option).**

	Code	Standard Pack	Standard weight in kg	Standard volume in m ³
Smart Next				
Up to 30 m ³ 7 g/h	70058	1	4.80	0.047
Up to 50 m ³ 12 g/h	70060	1	6.30	0.047
Up to 90 m ³ 21 g/h	70062	1	8.20	0.047
Up to 140 m ³ 30 g/h	70063	1	9.10	0.047
Up to 180 m ³ 40 g/h	70064	1	9.50	0.047
Smart Next pH				
Up to 30 m ³ 7 g/h	70083	1	6.20	0.047
Up to 50 m ³ 12 g/h	70084	1	7.70	0.047
Up to 90 m ³ 21 g/h	70085	1	9.50	0.047
Up to 140 m ³ 30 g/h	70086	1	10.60	0.047
Up to 180 m ³ 40 g/h	70093	1	10.90	0.047
Smart Next pH/Rx				
Up to 30 m ³ 7 g/h	71692	1	6.65	0.047
Up to 50 m ³ 12 g/h	71693	1	8.15	0.047
Up to 90 m ³ 21 g/h	71694	1	9.95	0.047
Up to 140 m ³ 30 g/h	71695	1	11.05	0.047
Up to 180 m ³ 40 g/h	71696	1	11.35	0.047
Option:				
iQBridge RS WiFi gateway	WA000068	1	0.15	0.002
Flow switch kit	71124	1	0.17	0.002



pH accessories (provided with pH & pH/Rx models)



ORP accessories (provided with pH/Rx models)

DID YOU KNOW?

Bring connectivity with iQBridge RS

Smart Next can be remotely controlled with iAquaLink+ free app using the optional iQBridge RS for anytime & anywhere management. iQBridge RS is a plug & play WiFi gateway to easily connect Smart Next to the homeowner WiFi network and benefit from iAquaLink+ app control experience.

See "Internet of Pools" section for more details about iQBridge RS and iAquaLink+ app benefits.

Which models ?

All Smart Next manufactured starting 2023. The power pack is equipped with a dedicated plug to connect iQBridge RS. Simply look for the "iAquaLink+ compatible" sticker on the Smart Next carton.



Energy Sel

DESCRIPTION

Self-cleaning salt water chlorinator thanks to polarity reversal. Flat screen design. Easy to install and use. On / off push button located in the lower part to avoid involuntary disconnections. It is recommended for pools up to 85 m³. Relay for automatic cover. Optional flow switch (code 300227 includes D.63 collar; code 300228 includes D.50 collar).

	Code	Standard Pack	Standard weight in kg	Standard volume in m ³
Chlorine output:				
Up to 40 m ³	71650	1	3.50	0.025
Up to 55 m ³	71651	1	3.65	0.025
Up to 85 m ³	71652	1	3.70	0.025

Sel Clear



DESCRIPTION

Self-cleaning salt water chlorinator thanks to polarity reversal. Easy to install and use. It is recommended for pools up to 85 m³. Relay for automatic cover. Optional flow switch (code 300227 includes D.63 collar; code 300228 includes D.50 collar).

	Code	Standard Pack	Standard weight in kg	Standard volume in m ³
Chlorine output:				
Up to 40 m ³	54041	1	3.50	0.025
Up to 55 m ³	54042	1	3.65	0.025
Up to 85 m ³	54043	1	3.70	0.025

Bering Sel



DESCRIPTION

Self-cleaning salt water chlorinator thanks to polarity reversal. For pools up to 35 m³. Compact design. Manual output adjustment (from 0 to 100%). 3 indicators: solid green = running, solid red = in standby mode, flashing red = failure (lack of water, lack of salt).

	Code	Standard Pack	Standard weight in kg	Standard volume in m ³
Chlorine output:				
Up to 35 m ³	64315	1	6.0	-

Salt test kit



DESCRIPTION

Salt test strips for checking salt levels. Salt levels must be checked on a regular basis as the water is renewed.

	Code	Standard Pack	Standard weight in kg	Standard volume in m ³
Salt test strips bottle	07937	1	0.8	0.001

Earthing anode



DESCRIPTION

Easy-to-install stainless steel earthing anode to remove roaming currents that might be present with salt water. Provided with saddle clamp kit.

	Code	Standard Pack	Standard weight in kg	Standard volume in m ³
For Ø 50 mm	25894	1	0.6	0.001
For Ø 63 mm	25895	1	0.6	0.001

Elite Connect electrodes



	Code	Standard Pack	Standard weight in kg	Standard volume in m ³
Elite Connect 12 electrode (Codes 70012 / 70019 / 70031 / 70361)	60588	1	-	-
Elite Connect 24 electrode (Codes 70013 / 70021 / 70032 / 70363)	60589	1	-	-
Elite Connect 32 electrode (Codes 70014 / 70023 / 70033 / 70365)	60594	1	-	-
Elite Connect 42 electrode (Codes 70016 / 70025 / 70035 / 70369)	70316	1	-	-
Elite Connect 12 LS electrode (Codes 70037 / 70040 / 70047 / 70371)	70317	1	-	-
Elite Connect 24 LS electrode (Codes 70039 / 70042 / 70048 / 70372)	70318	1	-	-

Smart Next electrodes




	Code	Standard Pack	Standard weight in kg	Standard volume in m ³
Smart Next 7 electrode (Codes 70058 / 70083 / 71692 / 74081)	60595	1	-	-
Smart Next 12 electrode (Codes 70060 / 70084 / 71693 / 74082)	60596	1	-	-
Smart Next 21 electrode (Codes 70062 / 70085 / 71694 / 74083)	70312	1	-	-
Smart Next 30 electrode (Codes 70063 / 70086 / 71695 / 74084)	70314	1	-	-
Smart Next 40 electrode (Codes 70064 / 70093 / 71696 / 74085)	70315	1	-	-

Energy Sel / Sel Clear electrodes







	Code	Standard Pack	Standard weight in kg	Standard volume in m ³
Electrode 30: up to 40 m ³	54051	1	0.35	0.0055
Electrode 55: up to 55 m ³	54052	1	0.44	0.0055
Electrode 95: up to 85 m ³	54053	1	0.50	0.0055

Bering Sel electrode



	Code	Standard Pack	Standard weight in kg	Standard volume in m ³
Electrode: up to 35 m ³	72889	1	0.5	0.0070

MODEL COMPARISON

																			
Product name	Neolysis 2			Heliox UV LP SS				Heliox UV LP PE				Lyrix UV-C							
Type	Hybrid UV + electrolysis			UV treatment				UV treatment				UV treatment							
Power range (rated UV Watt)	48	56	56	48	56	90	150	48	56	75	90	15	25	30	50	55	75	110	
Chlorine output (g/h electrolysis)	12	24	32	-				-				-							
Salinity (g/L)	Standard Mini: 5 - Ideal: 6 Low Salt Mini: 1 - Ideal: 2			-				-				-							
Max pool volume (m ³). Based on 8 h/day filtration for a pool water = 25°C (if temp >25°C : -15% max volume)	50	100	150	50	60	90	140	50	60	75	90	15	25	30	50	55	75	110	
Flow rate (m ³ /h for 30 ml/cm ² UV efficiency)	10	14	18	10	14	25	30	10	14	20	25	2	2	4	5	8	10	15	

UV reactor

Body material	Polyethylene (PE)	AISI 316L Stainless Steel	Polyethylene (PE)	PVC
Compatible with salt water	✓	-	✓	✓
Max pressure (bar)	3,0	3,0	3,0	2,5
UV lamp service life (hours)	13.000	13.000	13.000	9.000
Electrolysis electrode service life (hours)	12.000	-	-	-

Power pack / Ballast casing

User interface	2,8" Oled touchscreen	LCD screen(s)	LCD screen(s)	-
UV lamp running time counter	✓	✓	✓	Reminder label
Ballast type	Integrated	Integrated	Integrated	Integrated
pH control	✓ (scalable)	✓(depends on model)	✓(depends on model)	-
pH dosing pump included	✓	✓	✓	-
Sensor holder included	✓	✓	✓	-
ORP control	✓ (scalable)	✓ (depends on model)	✓ (depends on model)	-
Timer schedules	✓	-	-	-
Polarity reversal	✓ (2-3-4 h)	-	-	-
Cover mode	✓	-	-	-
Flow switch	✓	✓	✓	-
External output control	✓	-	-	-
Iputs - Outputs	4 (digital) - 4 (relays)	-	-	-

Connectivity / App control

IoT connectivity	App control	✓ (embedded) Poolstation	-	-	-
	Compatible with Connect & Go automation	NN Thing	-	-	-
Warranty		3 years	2 years	2 years	2 years

- + Neolysis 2 is the most advanced water treatment from AstralPool. It is a patented hybrid sanitation system combining UV treatment with salt water electrolysis to deliver an unrivalled efficiency against pathogens.
- + A connected and eco-friendly hybrid system with pH & chlorine regulations and built-in pool equipment control.



Fluidra Connect compatible



Possibility of upgrading the unit with S-Driver® modules

Neolysis 2



DESCRIPTION

- Water suitable for watering.
- Hybrid disinfection based on UV and electrolysis.
- Unbeatable water quality.
- Sustainable and healthier treatment.
- Connected product (Poolstation app) with pool equipment control capability (4 inputs & 4 outputs).
- UV LP high quality lamps (13,000 h).
- High quality electrolysis electrodes (12,000 h).
- Patented process.
- Optional Relay Box to ease the installation between Neolysis 2 and the controlled pool equipment. See page 315.

	Code	Standard Pack	Standard weight in kg	Standard volume in m ³
Neolysis 2 LS (low salt 1 g/L)				
AP NEO-S2 LS 12 g/h + UV 48W	74686	1	13.50	0.187
AP NEO-S2 LS 24 g/h + UV 56W	74687	1	14.00	0.187
AP NEO-S2 32 LS g/h + UV 56W	74688	1	15.50	0.187
AP NEO-S2 12 LS g/h + UV 48W + pH	74689	1	14.00	0.187
AP NEO-S2 24 LS g/h + UV 56W + pH	74690	1	14.50	0.187
AP NEO-S2 32 LS g/h + UV 56W + pH	74691	1	15.00	0.187
AP NEO-S2 12 LS g/h + UV 48W + pH/ORP	74692	1	14.50	0.187
AP NEO-S2 24 LS g/h + UV 56W + pH/ORP	74693	1	15.00	0.187
AP NEO-S2 32 LS g/h + UV 56W + pH/ORP	74694	1	17.00	0.187
Neolysis 2 (standard salinity)				
AP NEO-S2 12 g/h + UV 48W	74695	1	13.50	0.187
AP NEO-S2 24 g/h + UV 56W	74696	1	14.00	0.187
AP NEO-S2 32 g/h + UV 56W	74697	1	15.50	0.187
AP NEO-S2 12 g/h + UV 48W + pH	74698	1	14.00	0.187
AP NEO-S2 24 g/h + UV 56W + pH	74699	1	14.50	0.187
AP NEO-S2 32 g/h + UV 56W + pH	74700	1	15.00	0.187
AP NEO-S2 12 g/h + UV 48W + pH/ORP	74701	1	14.50	0.187
AP NEO-S2 24 g/h + UV 56W + pH/ORP	74702	1	15.00	0.187
AP NEO-S2 32 g/h + UV 56W + pH/ORP	74703	1	17.00	0.187
Optional:				
Relay Box (for pool equipment control)	72454	1	9.50	-
S-Driver® modules:				
SD-pH	70049	1	0.80	0.006
SD-Pump	70054	1	0.80	0.06
SD-ORP	70051	1	0.80	0.006
SD-PPM	70052	1	6.00	0.051
SD-VSP	73471	1	0.80	0.002



70049



70051



70052



73471

+ Heliox UV LP systems (LP = Low Pressure) are designed to be used in residential pools. They work on a wavelength of 254 nm, which is ideal for removing microorganisms. They will enable you to benefit from the latest ultraviolet light technology in the field of water treatment.

DESCRIPTION

- Stainless steel and polyethylene versions.
- Double lamp version (LP30 and LP30+).
- Plastic injection power box.
- Fluidra technology (design and manufacturing).
- Lamp "ON" indicator.
- Electronic counter for working time and ignitions (lamp lifetime control).
- Flow switch (optional, included in LP+ versions).
- LP+ versions come with a built-in pH/ORP controller (complete package).
- LP+ versions come with a flow switch, pH/ORP sensors and sensor holder (dosing pumps not included).



Heliox UV LP S.S. (Stainless Steel)



	Code	Standard Pack	Standard weight in kg	Standard volume in m ³
Heliox UV LP S.S. (Stainless Steel)				
Heliox UV LP 10	52206	1	11.80	0.153
Heliox UV LP 14	52207	1	12.00	0.153
Heliox UV LP 25	52208	1	15.00	0.187
Heliox UV LP 30	52209	1	15.60	0.187
Version with pH/ORP Control (LP+)				
Heliox UV LP 10 +	52210	1	12.10	0.153
Heliox UV LP 14 +	52211	1	12.40	0.153
Heliox UV LP 25 +	52212	1	16.00	0.187
Heliox UV LP 30 +	52213	1	16.50	0.187



Heliox UV LP PE (PolyEthylene)



	Code	Standard Pack	Standard weight in kg	Standard volume in m ³
Heliox UV LP PE (Polyethylene)				
Heliox UV LP P10	52214	1	7.90	0.153
Heliox UV LP P14	52215	1	8.10	0.153
Heliox UV LP P20	52216	1	9.20	0.187
Heliox UV LP P25	52217	1	9.60	0.187
Version with pH/ORP Control (LP+)				
Heliox UV LP P10 +	52218	1	8.10	0.153
Heliox UV LP P14 +	52219	1	8.30	0.153
Heliox UV LP P20 +	52220	1	10.80	0.187
Heliox UV LP P25 +	52221	1	11.15	0.187

TECHNICAL FEATURES

Material	Code	Model	Code	Model	Flow rate (30 mJ/cm ²)	Num. lamps	Rated / UV-C power	Total height (mm)	Ø reactor
Stainless steel	52206 & 52210	UV LP 10	52210	UV LP 10+	10 m ³ /h	1	48 / 13 W	790	204
Stainless steel	52207 & 52211	UV LP 14	52211	UV LP 14+	14 m ³ /h	1	56 / 18 W	790	204
Stainless steel	52208 & 52212	UV LP 25	52212	UV LP 25+	25 m ³ /h	1	90 / 30 W	1033	204
Stainless steel	52209 & 52213	UV LP 30	52213	UV LP 30+	30 m ³ /h	2	2 x 75 / 2 x 25 W	1033	204
PE	52214 & 52218	UV LP P10	52218	UV LP P10+	10 m ³ /h	1	48 / 13 W	735	200
PE	52215 & 52219	UV LP P14	52219	UV LP P14+	14 m ³ /h	1	56 / 18 W	735	200
PE	52216 & 52220	UV LP P20	52220	UV LP P20+	20 m ³ /h	1	75 / 25 W	978	200
PE	52217 & 52221	UV LP P25	52221	UV LP P25+	25 m ³ /h	1	90 / 30 W	978	200

Lyriox UV-C



- + Affordable & sustainable UV-C treatment solution for pools & spas.
- + Eco-friendly sanitation : drastically reduces the use of residual disinfection products.
- + Compact & easy to install.

DESCRIPTION

- Corrosion free : 100% made of PVC, hence suitable for use in combination with salt water
- Integrated ballast casing
- Also exists in a compact U-shape version for easier installation (50W model)
- UV-C high quality lamps (9 000 h).
- Provided with 50mm or 63mm unions (depending on model) to ease installation.



	Code	Standard Pack	Standard weight in kg	Standard volume in m ³
Lyriox UV-C 15W	82100	1	-	-
Lyriox UV-C 25W	82101	1	-	-
Lyriox UV-C 30W	82102	1	-	-
Lyriox UV-C 50W Compact	82103	1	-	-
Lyriox UV-C 55W	82104	1	-	-
Lyriox UV-C 75W	82105	1	-	-
Lyriox UV-C 110W	82106	1	-	-



TECHNICAL FEATURES

Code	Flow rate for 30 mJ/cm ² (m ³ /h)	Max. flow rate (m ³ /h)	Rated UV-C power (Watt)	Piping Connection	Reactor material	Lamp service life
82100	2	7	15	50mm	PVC	9 000 h
82101	2	10	25	50mm	PVC	9 000 h
82102	4	15	30	50mm	PVC	9 000 h
82103	5	15	50	50mm	PVC	9 000 h
82104	8	20	55	50mm	PVC	9 000 h
82105	10	25	75	63mm	PVC	9 000 h
82106	15	25	119	63mm	PVC	9 000 h



Neolysis & Neolysis 2 lamps



	Code	Standard Pack	Standard weight in kg	Standard volume in m ³
48-W UV LP-10 lamps	60559	1	0.10	0.016
56-W UV LP-14 lamps	60606	1	0.12	0.016
UV LP-10/14 quartz	60607	1	0.08	-

Neolysis & Neolysis 2 electrodes



	Code	Standard Pack	Standard weight in kg	Standard volume in m ³
12 gr/h Neolysis LS electrode	61116	1	0.88	0.064
24 gr/h Neolysis LS electrode	61117	1	1.15	0.064
32 gr/h Neolysis LS electrode	61118	1	1.85	0.064
12 gr/h Neolysis (6 gr/l) electrode	67807	1	0.70	0.064
24 gr/h Neolysis (6 gr/l) electrode	67808	1	1.00	0.064
32 gr/h Neolysis (6 gr/l) electrode	67809	1	1.70	0.064

Heliox UV LP lamps




	Code	Standard Pack	Standard weight in kg	Standard volume in m ³
48-W UV LP-10 lamps (Codes 52206, 52210, 52214, 52218)	60559	1	0.10	0.016
56-W UV LP-14 lamps (Codes 52207, 52211, 52215, 52219)	60606	1	0.12	0.016
75-W UV LP-20 lamp (Codes 52216, 52220)	60608	1	0.20	0.022
90-W UV LP-25 lamp (Codes 52208, 52212, 52217, 52221)	60609	1	0.12	0.022
Kit of 2 x 75-W UV LP replacement lamps (Codes 52209, 52213)	60637	1	0.24	0.045
UV LP-10/14 quartz (lamps 48 W and 56 W)	60606	1	0.08	0.016
UV LP-20/25/30 quartz (lamps 75 W and 90 W)	60631	1	0.09	0.022

MODEL COMPARISON

													
Product platform name	Control Connect			Dual Basic Plus		Basic Plus				Basic Next			
Product name	Control Connect			Dual pH-EV Basic Control Plus		Control Basic Plus		Redox Basic EV Plus		Control Basic Next		Redox Basic EV Next	
Regulation type	pH & chlorine liquid dosing			pH & electrolysis control		pH or chlorine liquid dosing		Electrolysis management		pH or chlorine liquid dosing		Electrolysis management	
Measure technology	pH	ORP	PPM	pH	ORP	pH	ORP	ORP	pH	ORP	ORP	pH	ORP
Built-in dosing pump type	-			Peristaltic	-	Peristaltic	Peristaltic	-	Peristaltic	Peristaltic	-	Peristaltic	Peristaltic
Power pack													
User interface	2,8" Oled touchscreen			LCD screen		LCD screen		LCD screen		LCD screen		LCD screen	
Dosing pump (L/h)	-			0.4 or 1.5	-	1.5 or 5.0	1.5 or 5.0	-	0.4, 1.5 or 3.0	0.4, 1.5 or 3.0	-	-	
Main on/off switch	✓			✓		✓		✓	✓		✓		✓
Over-feed alarm	✓			✓		✓		✓	✓		✓		✓
Alarm relay (for remote info)	-			✓		✓		✓	-		-		-
Water temperature	✓			✓ (optional PT100 input)		✓ (optional PT100 input)		✓ (optional PT100 input)	-		-		-
Inputs - Outputs	4 (digital) - 4 (relays)			-		-	-	-	-	-	-	-	-
Sensors / Regulation													
Sensor(s) provided	✓ (pH & ORP or pH & PPM)			✓	✓	- (pH kit)	- (ORP kit)	- (ORP kit)	✓	✓	✓	✓	✓
Sensor(s) installation	In line or Panel (depends on model)			In line	In line	In line	In line	In line	In line	In line	In line	In line	In line
Range measurement	0.0-9.9 pH	0-999 mV	0.0-5.0 ppm	0.0-14.0 pH	0-999 mV	0.0-14.0 pH	0-999 mV	0-999 mV	0.0-14.0 pH	0-1000 mV	0-1000 mV	0-1000 mV	0-1000 mV
Automatic calibration	✓	✓	✓	✓	✓	✓	✓	✓	✓	✓	✓	✓	✓
Connectivity / App control													
IoT connectivity	App control	✓ (embedded) Poolstation			-	-	-	-	-	-	-	-	-
	Compatible with Connect & Go automation	NN Thing			NN Thing	NN Thing	NN Thing	NN Thing	NN Thing	-	-	-	-
Warranty	3 years			2 years		2 years		2 years		2 years		2 years	

Control Connect



DESCRIPTION

A fully automated multi-parameters control unit for a balanced and disinfected swimming pool. A range of models suitable to different needs with either pH & ORP automatic regulations and dosing or pH & PPM free chlorine automatic regulations.

- Connected product using built-in Ethernet port and PoolStation app (available on iOS & aOS).
- NN compatible: Smart control within Fluidra Connect pool automation and NN app (available on iOS & aOS).
- Available in stand-alone version (code 71537) or in a complete panel version with low flow chamber (codes 71538 & 71539).
- 2.8" TFT colour touchscreen.
- 4 digital inputs and 4 digital outputs (relays) to control the filter pump, heat pump, lighting, refill system, etc.
- Water temperature reading as standard.
- Equipped with a flow switch as standard.
- Equipped with dedicated outputs for pH & chlorine dosing pumps.
- pH and chlorine dosing pumps NOT included to give maximum flexibility depending on pool type. Kit 70054 can be used (1.5 L/h peristaltic pumps).

	Code	Standard Pack	Standard weight in kg	Standard volume in m ³
pH / ORP / Temp. stand-alone	71537	1	5.85	0.047
pH / ORP / Temp. complete panel	71538	1	6.85	0.079
pH / PPM / Temp. complete panel	71539	1	6.85	0.079
Optional:				
SD-Pump	70054	1	0.80	0.06
Relay Box (for pool equipment control)	72454	1	9.50	-
S-Driver® modules:				
SD-VSP	73471	1	0.80	0.002



70054



72454



73471



71537
pH/ORP/Temp.
stand-alone



71538
pH/ORP/Temp.
complete panel



71539
pH/PPM/Temp.
complete panel

Relay Box

Elite Connect, Neolysis 2, Control Connect



DESCRIPTION

Pre-wired cabinet that facilitates the installation between Elite Connect, Neolysis 2 or Control Connect and the pool equipment that can be controlled using 4 power outputs (filter pump, heater, lighting, etc.). See Elite Connect on page 304, Neolysis 2 on page 309 and Control Connect on page 314.

- IP55 watertight casing.
- All outputs are protected by a fuse.
- Control features :
 - 1 x 230 Vac output for :
 - Filter pump up to 3 HP
 - Or any device up to 10A / 2.3 kW
 - 3 x 230 Vac outputs for :
 - Filter pump up to 1/3 HP
 - Any device up to 6.5A / 1.5 kW

	Code	Standard Pack	Standard weight in kg	Standard volume in m ³
Relay Box	72454	1	9.5	-



Dual pH-EV Basic Control Plus

DESCRIPTION

The DUAL pH-EV Basic Control Plus dosing device has been specifically designed for automatically controlling pH and ORP levels. It is a must in home spas and pools. It can work with a salt chlorinator or chlorine tablets, as it has relay output for enabling the chlorinator, in addition to controlling a pool's pH levels through a peristaltic pump.

Small in size, it comes with all of the components required for proper installation. Depending on the device that has been connected, the control function can be set to the ON-OFF setting or proportional setting (ideal for solenoid valves).

General technical features

- Automatic pH or redox control and dosing system.
- Measurement range of 0-14 (pH) and 0-100 mV (redox).
- Includes full installation kit comprising a pH and Redox sensor, sensor holder, standard solutions, suction and blow pipes and suction- and blow-pipe fittings.
- ABS casing with IP65 protection rating.
- Digital screen that gives pH, redox (ORP) and temperature (optional Pt100) readings
- Remote on-off input (230 VAC) that keeps display lit up for calibration and programming.
- Chemical product level inlet.
- Alarm relay.

	Code	Standard Pack	Standard weight in kg	Standard volume in m ³
Dual pH-EV Basic Control 1.5 l/h compatible with Fluidra Connect (includes sensors)	66180	1	-	-
SPA pH-EV 0.4 l/h Dual Basic Control compatible with Fluidra Connect (includes sensors)	66181	1	-	-
Optional				
PT100 sensor	66758	-	-	-
Flange for PT100	66759	-	-	-

Control Basic Plus



Fluidra Connect compatible

Check sensors and installation kit on page 317

DESCRIPTION

Small in size, it has been designed to prevent siphoning, require little maintenance, be easy to install and is protected from the spraying of chemical products. The device automatically measures and checks a pool's pH or ORP level.

Supplied without sensors or calibration solutions. Installation kit included.

- Plastic housing with IP-65 protection rating
- Backlit LCD display comprising 2 lines and 16 characters.
- Self-calibration of sensors.
- Quality control of sensors.
- Dosing pause during alarms and notification by a blinking LED.
- Proportional dosing.
- Adjustable set point.
- Flow rate: 1,5 l/h or 5 l/h.
- Back pressure: 1.5 bar.
- pH measurement range: 0.00 to 14.00.
- Redox measurement range: -999 to + 999 mV.
- Switch.
- Alarm relay.
- Minimum chemical product level input.
- PT100 temperature inlet (optional sensor).

	Code	Standard Pack	Standard weight in kg	Standard volume in m ³
Control Basic 1,5 l/h	66159	1	2.2	0.01
Control Basic 5,0 l/h	66160	1	2.2	0.01
pH sensor with calibration solutions	36004	1	0.4	0.001
Redox sensor with calibration solutions	36005	1	0.3	0.001
Optional				
PT100 sensor	66758	-	-	-
Flange for PT100	66759	-	-	-

Redox Basic EV Plus



Fluidra Connect compatible

Check sensors and installation kit on page 317

DESCRIPTION

Small in size, it has been designed to prevent siphoning, require little maintenance, be easy to install and is protected from the spraying of chemical products. Recommended for use with any chlorinator without ORP regulation.

Supplied without sensors or calibration solutions. Installation kit included.

- Plastic housing with IP-65 protection rating
- Backlit LCD display comprising 2 lines and 16 characters.
- Self-calibration of sensors.
- Quality control of sensors.
- Dosing pause during alarms and notification by a blinking LED.
- Proportional dosing.
- Adjustable set point.
- Redox measurement range: -999 to + 999 mV.
- Switch.
- Alarm relay.
- Output relay for external component.
- Minimum chemical product level input.
- PT100 temperature input (optional sensor).

	Code	Standard Pack	Standard weight in kg	Standard volume in m ³
Redox Basic EV Plus, sensor not included	66161	1	2.1	0.01
Redox sensor with calibration solutions	36005	1	0.3	0.001
Optional				
PT100 sensor	66758	-	-	-
Flange for PT100	66759	-	-	-

Control Basic Next



DESCRIPTION

The Control Basic Next device has been specifically designed for the automatic control of pH and redox levels. It can be set to control whichever of these two functionalities is required.

It is the most simple control and dosing device in the market. Small in size, it has all of the components required for immediate installation.

General technical features

- Automatic pH or redox control and dosing system.
- Measurement range of 0-14 (pH) and 0-100 mV (redox).
- It comes with a full installation kit, made up of a pH or redox sensor (depending on the model), a sensor holder, standard solutions, suction and blow pipes, and suction and blow pipe fittings.
- ABS casing with IP65 protection rating.
- Digital display screen for both pH and redox readings.
- Remote on-off input (230 VAC) that keeps display lit up for calibration and programming.

	Code	Standard Pack	Standard weight in kg	Standard volume in m ³
Control Basic pH 1.5 l/h NEXT (pH sensor included)	66162	1	-	-
Control Basic pH 3 l/h NEXT (pH sensor included)	66336	1	-	-
Control Basic ORP 1.5 l/h NEXT (ORP sensor included)	66163	1	-	-
Control Basic ORP 3 l/h NEXT (ORP sensor included)	66337	1	-	-
Control Basic pH 0.4 l/h NEXT SPA (pH sensor included)	66156	1	-	-
Control Basic ORP 0,4 l/h NEXT SPA (ORP sensor included)	66157	1	-	-

Redox Basic EV Next



DESCRIPTION

The Redox Basic EV Next device has been specifically designed for automatically controlling ORP levels. It is the most simple control and dosing device in the market. Small in size, it has all of the components required for immediate installation.

It can work with a salt chlorinator, a simple dosing pup or even chlorine tablets thanks to its relay output automatically enabling the sanitation feature when needed.

General technical features

- Automatic redox control and dosing system.
- Measurement range of 0-1000 mV.
- It comes with basic installation kit, made of an ORP sensor, a sensor holder and standard buffer solution (no piping kit as device is made to control a separate sanitizer appliance).
- ABS casing with IP65 protection rating.
- Digital screen that gives redox readings.
- Remote on-off input (230 VAC) that keeps display lit up for calibration and programming.

	Code	Standard Pack	Standard weight in kg	Standard volume in m ³
Redox Basic EV Next Includes redox sensor	66174	1	-	-

Installation kit



Sensors kits



Control Basic Next	■	■	■	■	■	pH sensor with calibration solutions (Code: 36004)	■	■	■	■
Redox Basic EV next				■	■	Redox sensor with calibration solutions (Code: 36005)		■		■

Bracket for mounting above tank



DESCRIPTION

Optional support for mounting the OPTIMA series and pH Basic horizontally; for example, above chemical solution tanks.

	Code	Standard Pack	Standard weight in kg	Standard volume in m ³
	36830	1	0.1	0.002

Peristaltic dosing pumps



DESCRIPTION

90/260V 50/60 Hz electrical connection.

The installation kit includes:

- Transparent glass-type flexible 2-m PVC suction pipe.
- Semi-rigid white polyethylene 2-m return pipe.
- 3/8" BSP m. injection valve.
- Pool floor filter.

	Code	Standard Pack	Standard weight in kg	Standard volume in m ³
Peristaltic pump 4 l/h (3 bar)	57179	1	-	-
Peristaltic pump 12 l/h (1 bar)	57178	1	-	-

Polyethylene cylindrical tanks



DESCRIPTION

To hold chemicals for dosage pumps.

	Code	Standard Pack	Standard weight in kg	Standard volume in m ³
Capacity: 125 l	01314	1	4.5	0.120
Capacity: 250 l	01315	1	10.0	0.390
Capacity: 350 l	01316	1	14.0	0.510
Capacity: 500 l	01317	1	21.5	0.760
Capacity: 1000 l	28831	1	-	-

Manual stirrer



DESCRIPTION

For Polyethylene tanks.

	Code	Standard Pack	Standard weight in kg	Standard volume in m ³
Length 60 cm	01318	1	0.5	0.010
Length 90 cm	01319	1	1.2	0.020

Floating dispenser



36620

69668



38630

38629

DESCRIPTION

Allows for dosing and easy chemical product handling in the pool.

	Code	Standard Pack	Standard weight in kg	Standard volume in m ³
Shark Series Floating dispenser for 200 g tablets	36620	12	8.0	0.14
Blue Line Dispenser with tablet level indicator	69668	12	3.8	0.067
Basic Line Floating dispenser for 200 g tablets	38630	12	4.0	0.079
Floating dispenser for 20 g tablets	38629	12	4.0	0.030



Dossi-5 and Dossi-10 in-line

Bromine feeders

DESCRIPTION

Bromine dispenser. Manufactured from unalterable plastic materials (ABS). With regulation valve, manual purge, Venturi automatic depression purge, and opening key. For pools up to 45 m³ with the Dossi-5 dispenser and up to 90 m³ Dossi-10 dispenser. Connections 1½". Ø 200 mm.

	Code	Standard Pack	Standard weight in kg	Standard volume in m ³
Dossi-5 in-line. Height 486 mm Approximate capacity: 5 kg of tablets	21438	1	3.7	0.031
Dossi-10 in-line. Height 725 mm Approximate capacity: 10 kg of tablets	21439	1	4.8	0.049



Dossi-5 and Dossi-10 off-line

Chlorine and bromine feeder

DESCRIPTION

Bromine and chlorine feeder. Manufactured from unalterable plastic materials (ABS). Approximate capacity: 5 kg of tablets for Dossi-5 and 10 kg for Dossi-10. Supplied with two valves in order to stop the water flow. Height 486 mm and Ø 200 mm. Connections Ø 20 mm.

	Code	Standard Pack	Standard weight in kg	Standard volume in m ³
Dossi-5 off-line for pools up to 100 m ³	01413	1	3.7	0.031
Dossi-10 off-line for pools up to 200 m ³	43998	1	4.86	0.048

TECHNICAL FEATURES

	Volume of chlorine-treated pools	Volume of bromine-treated pools
Dossi 5	20 m ³ - 80 m ³	4 m ³ - 50 m ³
Dossi 10	20 m ³ - 160 m ³	4 m ³ - 100 m ³

3.5 kg Dossi-3

Chlorine and bromine feeder

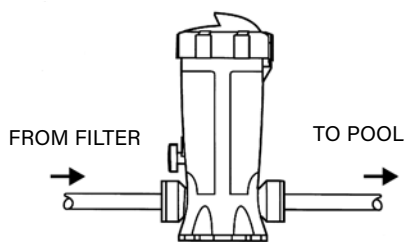


DESCRIPTION

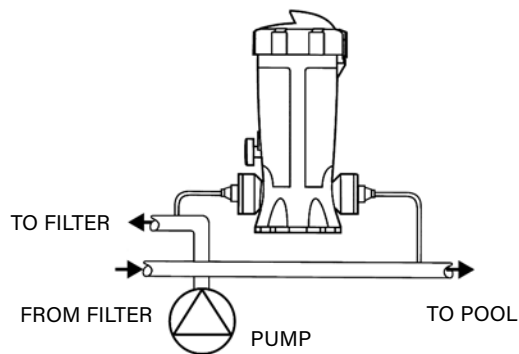
Chlorine and bromine feeder. Manufactured from unalterable plastic materials (ABS). Approximate capacity: 3.5 kg of tablets. Lid closing with double safety system. Easy to operate regulation valves. For pools up to 60 m³ with Chlorine and up to 30 m³ with bromine. Height: 405 mm.

	Code	Standard Pack	Standard weight in kg	Standard volume in m ³
Dossi-3 in-line For direct connection to pipework with 1½" connectors	24429	1	1.81	0.03
Dossi-3 off-line For by-pass connection with flexible tube	24430	1	1.90	0.031

Code 24429 IN-LINE



Code 24430 OFF-LINE



Woltmann type turbine

flow meter



DESCRIPTION

Axial turbine meter, Woltmann type, direct reading on numbered rollers. Dry dial counter, with magnetic drive. Clockwork and easily removable turbine.

Pre-equipment of pulse transmitter with plug and play system, with non-configurable pulse emitter. Meters between DN50 and DN125: 1 pulse each 100 liters and between DN150 and DN200: 1 pulse every 1000 litres. Ask for other configuration.

- No need for rectilinear sections, neither at the entrance nor at the exit of the meter. U0-D0.
- High precision in the measurement Metrology R160 horizontal position and vertical R100.
- Vacuum sealed dial(IP68).
- Cold water use 0,1 - 30°C.
- The Predator water meter can reach up to 16 bar.
- Potable water and irrigation type certificate.
- Easy installation of the pulse emitter.
- Pulse transmitter cable not included (code 71721).

	Code	Standard Pack	Standard weight in kg	Standard volume in m ³
	71714	1	-	-
	71715	1	-	-
	71716	1	-	-
	71717	1	-	-
	71718	1	-	-
	71719	1	-	-
	71720	1	-	-
	71721	1	-	-

Electrically driven plastic valves - Nylon



DESCRIPTION

- Made of plastic with reinforced nylon.
- Stainless steel spring and screws.
- Working pressure 0.7 - 10 bar
- 2-way solenoid, internal control, 24 VAC /50Hz.

	Code	Standard Pack	Standard weight in kg	Standard volume in m ³
1 1/2" connections	56115T	1	1.0	-
2" connections	56116T	1	0.7	-
3" connections	57641	1	1.1	-

24 Volt solenoids



DESCRIPTION

To install in electric valves.

	Code	Standard Pack	Standard weight in kg	Standard volume in m ³
24 VAC Solenoid for valve 57641	56699	1	-	-
24 VAC Solenoid for 56115T and 56116T	56699T	1	-	-

5 RANGES OF WATER TREATMENT PRODUCTS

Water is an unstable and continually changing element, particularly in a swimming pool. Physico-chemical treatment of the water is therefore necessary to make it healthy, clear, balanced, disinfected and antibacterial.

Zodiac® offers 5 product families to free swimming pool owners from the burdens of water treatment:

- **Stand-alone pH regulators** to provide the optimum pH whatever the type of disinfection used,
- **Stand-alone ORP regulators** to manage chlorine disinfection automatically,
- **Easy-to-Install, long-lasting and upgradeable salt chlorinators** (specific models with regulations, or optional add-ons regulation modules on certain models), offered in 3 different levels of range,
- **Patented exclusive MagnaPool® solution** for a complete magnesium-based chlorination, focused on water clarity, bathing comfort and the environment (see specific pages),
- **Nature² mineral purifier for spas disinfection** with less chlorine.

POSSIBLE COMBINATIONS OF THE DIFFERENT SYSTEMS

Disinfection

Water disinfection that adapts to every need and every budget.



pH regulation

The basis of water treatment, adapted to each Zodiac® disinfection or chlorinator solutions.



MagnaPool® is an exclusive, magnesium-based chlorinator solution for incomparably gentle, pure and crystal clear water and unequalled bathing comfort.



MagnaPool® minerals



Crystal Clear filtration glass

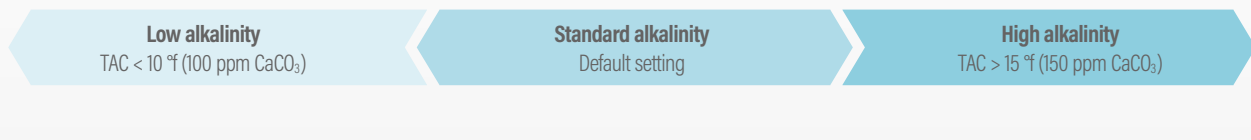


Hydroxinator® iQ

PH REGULATION SYSTEMS

For perfect water balance

Zodiac pH regulation systems incorporate proportional dosing technology to **maintain an ideal pH automatically** for the comfort of bathers. For optimal water balance, it includes a function to adjust injection cycles depending on the total alkalinity (TAC) of the water. **A choice of 3 settings is available:**



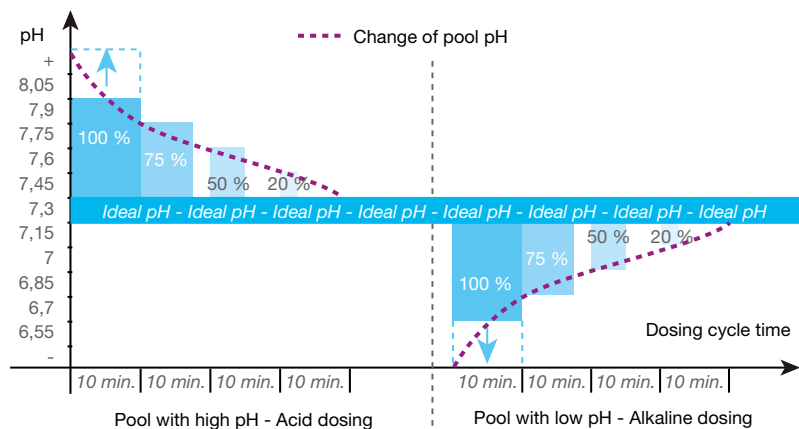
> SAFE, AUTO-ADAPTIVE OPERATION

Depending on the value measured by the sensor, Zodiac® pH regulation systems automatically adjust the pH of the swimming pool up or down, using a peristaltic dosing pump.

The dosing time depends on **the difference between the pH of the swimming pool and the ideal pH (set point value)**. The water balance in the swimming pool is maintained at the desired value without taking any action.

Zodiac® pH regulation systems are equipped **with an exclusive overdosing safety device** (called 'OFA') to prevent excessive injection. The safety device is adjustable and operates in 3 steps to determine whether or not it is necessary to inject correcting product.

EXCLUSIVE AUTO-ADAPTIVE DOSING

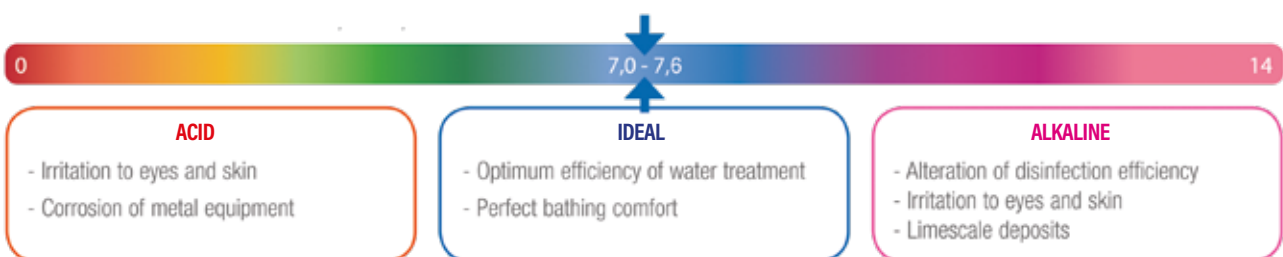


> FOR GREATER COMFORT

For the comfort of bathers, the pH of the swimming pool must be kept between 7.0 and 7.6:

- Below this, the water is aggressive.
- Above this, larger doses of disinfectant are needed to maintain healthy water and combat the growth of algae.
- The ideal pH for the swimming pool water is also the average pH of the human body, and more especially the blood, which is between 7.35 and 7.45.

PH SCALE



DID YOU KNOW?
The pH must be controlled and adjusted, whatever the disinfection system used. As a result, Zodiac pH regulation systems can be used in all types of pools.

pH Expert



- + Automatic pH regulation
- + Accurate dosing
- + Anti-overdose protection

ACCESSORIES INCLUDED IN THE PACK

pH Sensor	Buffer solutions kit	Plumbing kit	Wall mounting kit	Suction Pipe

2 YEAR
WARRANTY



ALL TYPES OF
SWIMMING POOLS

EASY
INSTALLATION

FOR WHICH POOL?

Model	pH Expert
Volume of treated water (temperate climate)	150 m ³
Dosage	Acid or alkaline

DESCRIPTION

Model	pH Expert
Standard Model	W500708
User interface	1-line, backlit LCD screen
Languages	6 (FR-EN-ES-DE-IT-NL)
Calibration	Semi-automatic, 1 or 2 step(s) (Buffer solutions kit included)
Setpoints	Factory setting: pH = 7,4
Sensor position	Vertical
Safety	Configurable 'OFA' three-level over-feed alarm (settings from 0 to 6 h, default 4 h) Level sensor on intake pipe (equipped with anti-fumes cap)

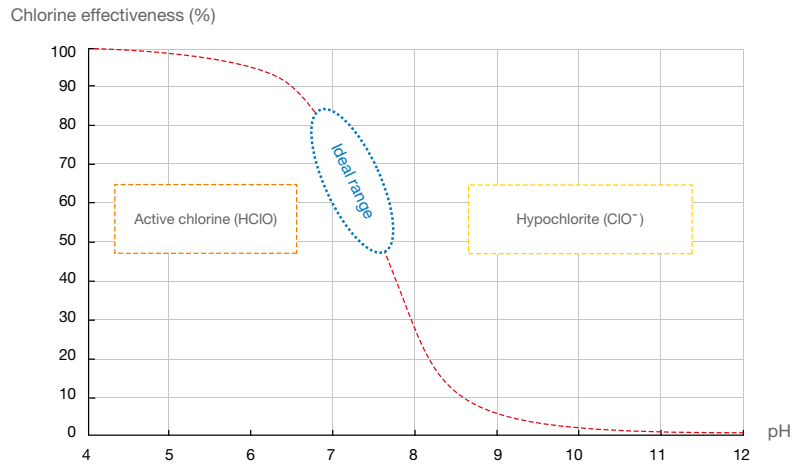
TECHNICAL SPECIFICATIONS

Model	pH Expert
Sensor type pH or ORP	Combined sensor, simple-junction and simple-porous, Ø12 mm glass body
Reading scale	0,0 - 14,0 pH
Reading accuracy	0,1 pH
Sensor Tolerances	0-60 °C, water speed ≤ 2 m/s
Maximum counter pressure (injection point)	1,5 bar
Peristaltic pH pump flow	1,5 L/h
Fixing collar**	For 50 mm pipes (standard) or 63 mm (accessory)
Protection index	IP65
Size (l x h x p)	19,5 x 23,6 x 8,5 cm
Power supply	220-240 VAC / 50-60 Hz

* Excluding consumable parts that have 1 year warranty (buffer solutions, peristaltic tube, one-way valve)

** not needed if the "POD Kit" option is used.

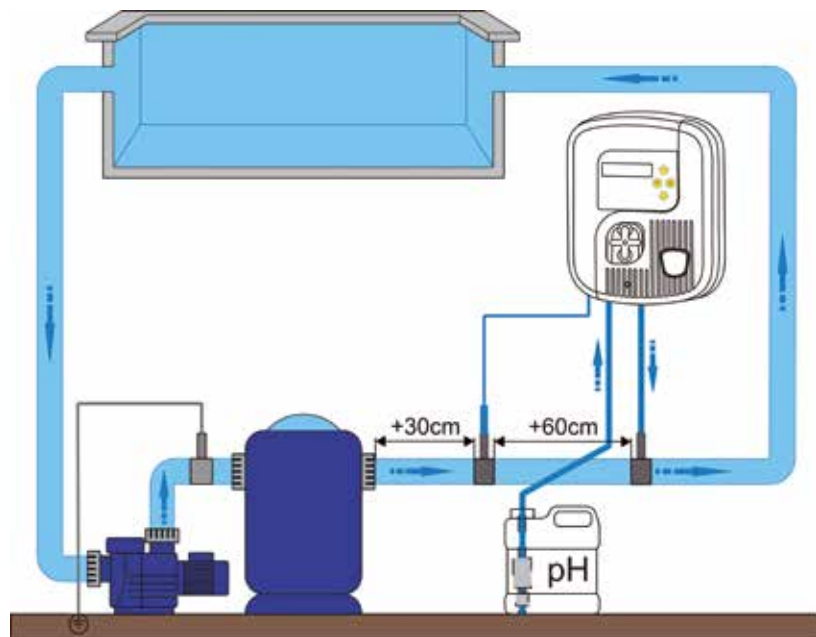
pH value is essential to maintain chlorine effectiveness:



INSTALLATION

- The sensor must be placed more than 30 cm before or after any elbow fittings (otherwise, use the Pod Kit)
- The sensor must be installed vertically (maximum tolerance: 45°) Its cable (BNC type) is 5 m long.
- It is recommended to ground the pool water, so as to avoid parasitic currents.

pH Expert installation diagram



OPTIONAL ACCESSORIES

POD Kit	63mm saddle clamp	pH 4 and pH 7 buffer solutions (x6 + x6)	Earthing anode
R0534900	R0839600	R0824400	R0673800

ORP REGULATION SYSTEMS

For automated chlorination

Zodiac ORP regulation systems incorporate proportional dosing technology to **maintain an ideal chlorine level automatically** for the comfort of bathers. It uses the "ORP" method (also called Redox), otherwise known as measuring the "disinfectant capacity of the water".

> SAFE, AUTO-ADAPTIVE OPERATION

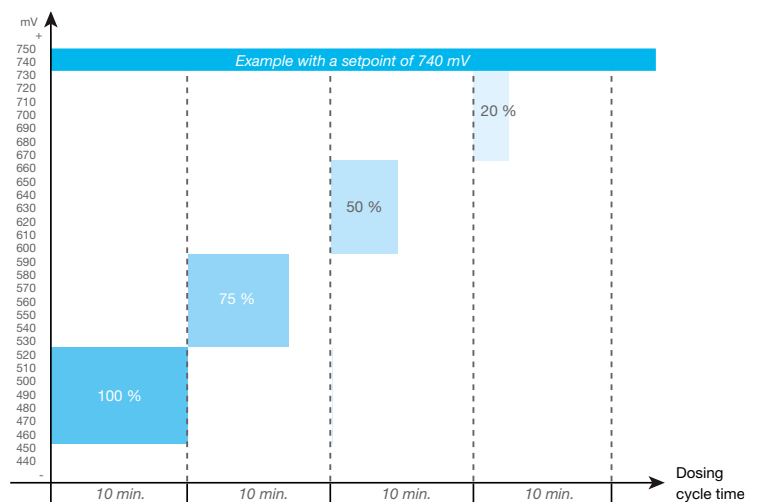
Depending on the ORP value measured by the sensor, Zodiac® ORP regulation systems will automatically adjust the chlorine level using a peristaltic dosing pump.

The dosing time depends on **the difference between the ORP value of the swimming pool water and the optimum value (set point value)**. The quantities of liquid chlorine injected are automatically adjusted to meet the demand for disinfection.

Zodiac® ORP regulation systems are equipped **with an exclusive overdosing safety device (called 'OFA') to prevent excessive injection.**

The safety device is adjustable and operates in 3 steps to determine whether or not it is necessary to inject liquid chlorine.

EXCLUSIVE AUTO-ADAPTIVE DOSING



> FOR GREATER COMFORT

• For the comfort of bathers, the ORP level of the water must be between 600 mV and 750 mV; this is equivalent to about 1.0 mg/L free chlorine at pH 7.4 (variable depending on the stabiliser concentration).

• To maintain optimum water quality, the pH regulation system (pH Expert) is the essential partner to the ORP regulation system. **In this case the 'PODkit'** will be the ideal option for a simple installation and accurate measurement.



DID YOU KNOW?

ORP (and by extrapolation, the chlorine level) can vary depending on several parameters.

For optimum treatment, 5 values must be met:

- pH = 7.0 to 7.6
- TAC (alkalinity) = 8 to 15 °f (or 80 to 150 ppm CaCO₃)
- Cyanuric acid (stabilizer) < 30 ppm
- Water temperature = 20°C to 28°C
- Borehole water and rainwater prohibited

It is essential to check and adjust these parameters, as necessary, to ensure optimum operation of the ORP regulation system.

AUTOMATICAL REGULATORS

Chlor Expert



- + Automatic chlorine regulation
- + Accurate dosing
- + Anti-overdose protection

ACCESSORIES INCLUDED IN THE PACK

ORP Sensor	Buffer solutions kit	Plumbing kit	Wall mounting kit	Suction Pipe



FOR WHICH POOL?

Model	Chlor Expert
Volume of treated water (temperate climate)	20 - 150 m ³
Dosage	Liquid chlorine

DESCRIPTION

Model	Chlor Expert
Standard Model	W500709
User interface	1-line, backlit LCD screen
Languages	6 (FR-EN-ES-DE-IT-NL)
Calibration	Semi-automatic, 1 step (Buffer solutions kit included)
Setpoints	Factory setting : ORP = 650 mV
Sensor position	Vertical
Safety	Configurable 'OFA' three-level over-feed alarm (settings from 0 to 6 h, default 4 h) Level sensor on intake pipe (equipped with anti-fumes cap)

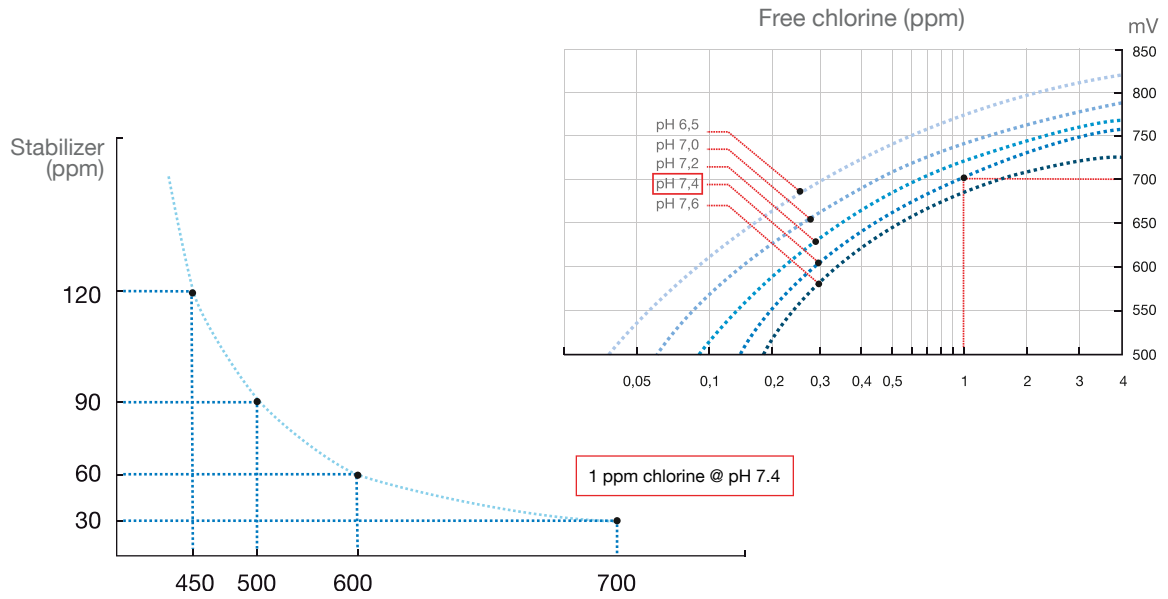
TECHNICAL SPECIFICATIONS

Model	Chlor Expert
Sensor type pH or ORP	Combined sensor, simple-junction and simple-porous, Ø12 mm glass body
Reading scale	0 - 1000 mV
Reading accuracy	10 mV
Sensor Tolerances	0-60 °C, water speed ≤ 2 m/s
Maximum counter pressure (injection point)	1,5 bar
Peristaltic pH pump flow	1,5 L/h
Fixing collar**	For 50 mm pipes (standard) or 63 mm (accessory)
Protection index	IP65
Size (l x h x p)	19,5 x 23,6 x 8,5 cm
Power supply	220-240 VAC / 50-60 Hz

* Excluding consumable parts that have 1 year warranty (ORP sensor, buffer solution, peristaltic tube, one-way valve)

** not needed if the "POD Kit" option is used.

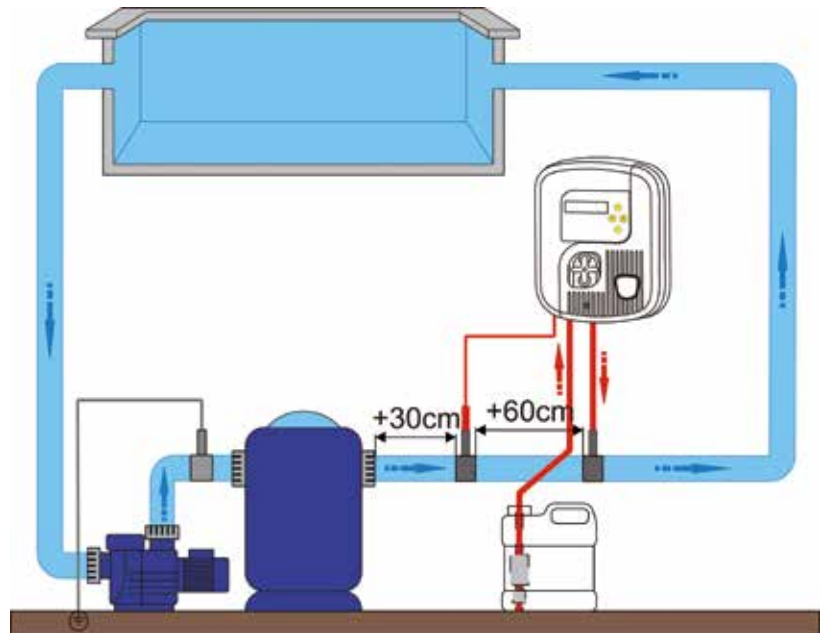
pH effect on ORP, and influence of CHLORINE STABILIZER:



INSTALLATION

- The minimum pool volume required to use ORP treatment is 20 m³.
- The sensor must be placed more than 30 cm before or after any elbow fittings (otherwise, use the Pod Kit)
- The sensor must be installed vertically (maximum tolerance: 45°) Its cable (BNC type) is 5 m long.
- It is recommended to ground the pool water, so as to avoid parasitic currents.
- Chlorine stabiliser (cyanuric acid) concentration MUST BE LOWER THAN 30 ppm.

Chlor Expert installation diagram



OPTIONAL ACCESSORIES

POD Kit	63mm saddle clamp	470 mV ORP buffer solutions (x6)	Earthing anode
R0534900	R0839600	R0824500	R0673800

SALT WATER CHLORINATORS

Automatic, easy and efficient disinfection

Simple to install and use, salt water chlorinators provide complete treatment with reduced maintenance.

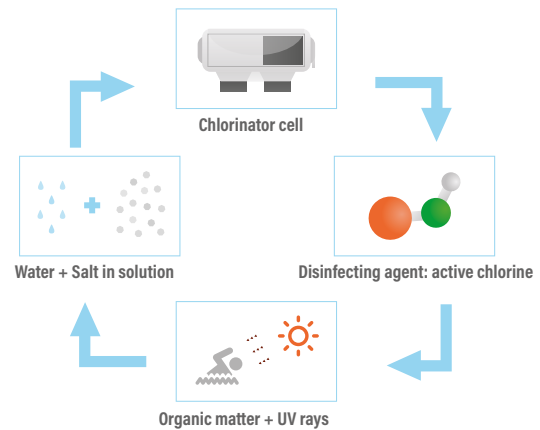
> HOW DOES IT WORK?


The principle of salt electrolysis is simple. The swimming pool water is very slightly saline (from 2 to 4 g/L, meaning from 9 to 18 times less than sea water). By an electrolysis reaction across the cell of the system, chloride ions - from the salt dissolved in the water - are converted to chlorine gas, a powerful disinfectant that dissolves in the water instantaneously. **The resulting active chlorine (HOCl) destroys all the micro-organisms in the cell and provides an adequate level of free chlorine in the pool.** The active chlorine, which is removed by combining with organic matter and under the effect of UV rays in sunlight, is continuously renewed by the cell without action by the user.

For optimum efficiency of the chlorinator, **the pH of the swimming pool must be kept between 7.0 and 7.6.**

All Zodiac® chlorinators have cells with **high quality, long-lasting titanium electrodes**, ensuring peace of mind for the user.

CYCLIC REACTION OF SALT ELECTROLYSIS





REFERENCE POINT
Zodiac® control units and salt chlorinator cells will be repaired or exchanged during the guarantee period, whatever the causes of damage.

SELECTION GUIDE

	Ei ²	EiSalt	eXPERT	eXO® iQ	eXO® iQ LS
					
Volume of water treated in m ³ (temperate climate, filtration 8 h/day)	50 / 90 / 110	50 / 90 / 140	30 / 50 / 90 / 140 / 180	40 / 70 / 100 / 160	40 / 70
Chlorine production in g/h	12 - 20 - 25	12 - 21 - 30	7 - 12 - 21 - 30 - 40	10 - 18 - 22 - 35	10 - 18
Salinity in g/L (min... / required / ... max)	3,0... / 4,0 / ...10	3,5... / 5,0 / ...10	3,5... / 4,0 / ...10	3,3... / 4,0 / ...13	1,6... / 2,0 / ...10
Cell type	Quick Fix	L shape	L shape	Inverted U	Inverted U
Working life of cell*	7 500 h	8 000 h	10 000 h	10 000 h	10 000 h
Polarity reversal	5 h	2 / 3 h	2 / 3 / 4 / 7 h	2 to 8 h	2 to 8 h
Unit protection rating	IPX5	IPX4	IP65	IP43	IP43
User interface	LEDs	LEDs	Touch-screen & LCD	Backlit LCD screen	Backlit LCD screen
Number of interface languages	N/A	N/A	N/A	11	11
Boost mode / Low mode (=cover contact)	- / ✓	- / ✓	✓ / ✓	✓ / ✓	✓ / ✓
Timers	-	✓	-	✓	✓
User information	LEDs	LEDs	Warning icons	Messages + LEDs	Messages + LEDs
Flow rate detection	Gas sensor	Gas sensor	Flow switch	Flow switch	Flow switch
pH regulation	-	-	Yes (specific model)	Optional pH Link module	Optional pH Link module
pH & ORP regulation	-	-	Yes (specific model)	Optional Dual Link module	Optional Dual Link module
Connectivity / App control	-	-	✓ iAquaLink+ (with optional iQBridge RS)	✓ (embedded) iAquaLink	✓ (embedded) iAquaLink
Unconditionnal warranty (Power pack & Cell)	2 years	2 years	2 years	3 years	3 years
Optional accessories	• Winterizing cap • Locking ring wrench	-	• iQBridge RS WiFi gateway	• pH Link module • Dual Link module	• pH Link module • Dual Link module

* Under good operating conditions.



- + Long lasting
- + Suitable for all installations
- + Easy to install

ACCESSORIES INCLUDED IN THE PACK



Installation Kit

FOR WHICH POOL?

Model	Ei ² 12	Ei ² 20	Ei ² 25
Volume of treated water (temperate climate, 8h/day filtration)	50 m ³	90 m ³	110 m ³
Nominal Chlorine production	12 g/h	20 g/h	25 g/h
Nominal output Amps	2,5 A	4,0 A	5,0 A

DESCRIPTION

Model	Ei ² 12	Ei ² 20	Ei ² 25
Standard Model	WW0000244	WW0000245	WW0000246
User interface	Leds		
Operating modes	Normal; Low (Adjustable cover mode from 0 to 20 %)		
Timer	Controlled by filtration timer		
Polarity reversal	Yes : 5 h		
Required salt level - minimum	4 g/L - 3,0 g/L minimum		
Safety	Low salt' indicator light: Reduced production to protect the electrode 'No flow' indicator light: Production is interrupted as long as conditions are not ideal		
Cell position	Horizontal or vertical		
Plumbing compatibility	DN50 mm, DN63 mm, 1 ½" (48 mm)		

TECHNICAL SPECIFICATIONS

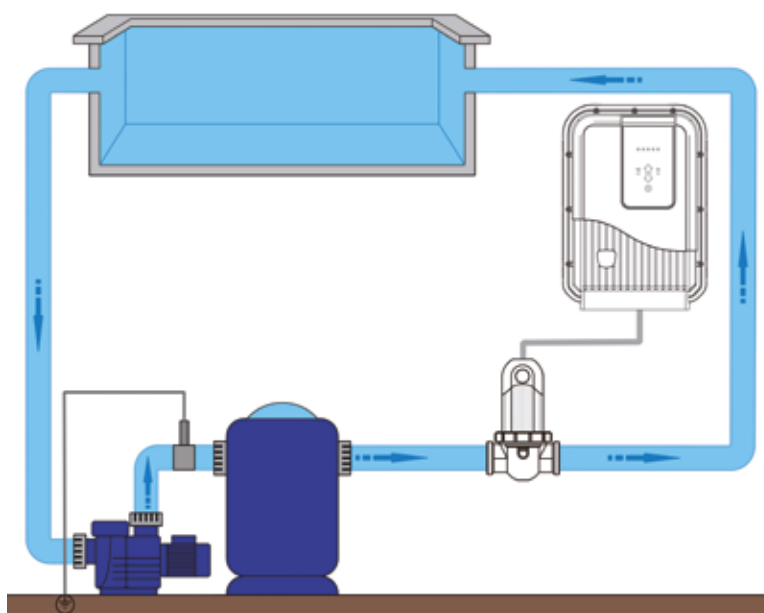
Model	Ei ² 12	Ei ² 20	Ei ² 25
Power supply	220-240 VAC / 50 Hz (mains power cable with moulded plug)		
Working life of cells*	7 500 h (titanium plates, SC6 ruthenium coating)		
Electric power	70 W	110 W	140 W
Minimum flow rate (needed to purge air from the cell)	5 m ³ / h		
Maximum flow rate (limited by pressure drops in the pipe)	18 m ³ /h (Bypass mandatory over this level)		
Maximum authorised cell pressure	2,75 bar (KPa)		
Maximum water temperature	40 °C		
Minimum water temperature	5 °C		
Length of the cell cable	1,8 m		
Protection index	IPX5		
Cell size (L x w x h)	16,5 x 22,5 x 12,5 cm		
Control box size (L x w x h)	28,5 x 40,5 x 12,5 cm		

* Under good operating conditions.

INSTALLATION

- With an IPX5 rating, the casing can be installed anywhere, including in the pool area (see IEC 60529 standard).
- The distance between the control unit and the cell is 1.5 m.
- The control unit **MUST** be linked to the filtration unit. Power supply is cut off when the filter pump is turned off.

Ei² installation diagram:



OPTIONAL ACCESSORIES

Locking ring wrench	Winterizing cap
R0769900	R0770100

EiSalt



2 YEAR WARRANTY

UNCONDITIONAL WARRANTY UNCONDITIONAL

NEW IN 2023



- + Long lasting
- + Suitable for all installations
- + Safety first

FOR WHICH POOL?

Model	EiSalt 12	EiSalt 21	EiSalt 30
Volume of treated water (temperate climate, 8h/day filtration)	50 m ³	90 m ³	140 m ³
Nominal Chlorine production	12 g/h	21 g/h	30 g/h
Nominal output Amps	6,0 A	3,5 A	6,0 A

DESCRIPTION

Model	EiSalt 12	EiSalt 21	EiSalt 30
Standard Model	75460	75461	75462
User interface	Leds		
Operating modes	Normal; Low (cover at 10 %)		
Timer	Controlled by filtration timer		
Polarity reversal	Yes: adjustable (2 or 3h)		
Required salt level - minimum	5 g/L - 3,5 g/L minimum		
Safety	Low salt* indicator light: Reduced production to protect the electrode All indicators blinking: Production is interrupted as long as conditions are not ideal		
Cell position	Horizontal or vertical		
Plumbing compatibility	DN63 mm, DN50 mm (using reducers)		

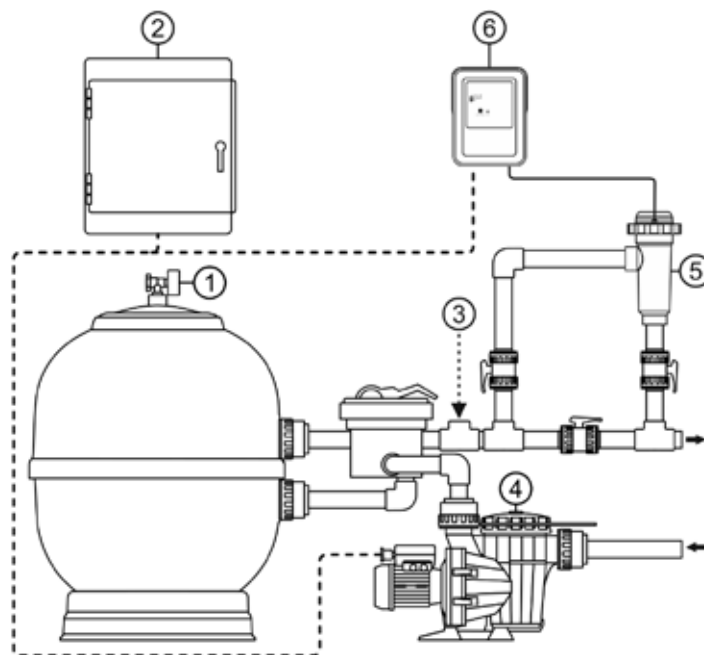
* Under good operating conditions.

TECHNICAL SPECIFICATIONS

Model	EiSalt 12	EiSalt 21	EiSalt 30
Power supply	220-240 VAC / 50 Hz		
Working life of cells*	8 000 h (titanium plates, SC6 ruthenium coating)		
Electric power	90 W	100 W	180 W
Minimum flow rate (needed to purge air from the cell)	5 m ³ / h		
Maximum flow rate (limited by pressure drops in the pipe)	18 m ³ /h (Bypass mandatory over this level)		
Maximum authorised cell pressure	1 bar (kg/cm ²)		
Maximum water temperature	40 °C		
Minimum water temperature	5 °C		
Length of the cell cable	1,5 m		
Protection index	IPX4		
Cell size (L x w x h)	21 x 34 x 11,6 cm		
Control box size (L x w x h)	20 x 30 x 13 cm		

INSTALLATION

- The control unit is installed in the plant room or beneath a shelter.
- The distance between the control unit and the cell is 1.5 m.
- The control unit **MUST** be linked to the filtration unit. Power supply is cut off when the filter pump is turned off.



eXPERT

Versatile salt water treatment

2 YEAR WARRANTY

UNCONDITIONAL WARRANTY UNCONDITIONAL

EASE OF USE

With a large touchscreen and oversized fonts, eXPERT makes it easy to set up and adjust. Check your pool's status at-a-glance with the user-friendly information display.

MAXIMUM VERSATILITY

Available in a wide range of options to treat pool volumes up to 180 m³, eXPERT guarantees long-lasting water treatment thanks to its sturdy cell.

AUTONOMOUS WATER QUALITY

eXPERT provides full water treatment features with water balance management (pH regulation) and automatic regulation of chlorination (ORP regulation)*.

* Depending on the model.



> DID YOU KNOW ?

BRING CONNECTIVITY WITH IQBRIDGE RS

eXPERT can be remotely controlled with iAquaLink+ free app using the optional iQBridge RS for anytime & anywhere management . iQBridge RS is a plug & play WiFi gateway to easily connect eXPERT to the homeowner WiFi network and benefit from iAquaLink+ app control experience. See "Internet of Pools" section for more details about iQBridge RS and iAquaLink+ app benefits.



WHICH MODELS ?

All eXPERT manufactured starting 2023. The power pack is equipped with a dedicated plug to connect iQBridge RS. Simply look for the "iAquaLink+ compatible" sticker on the eXPERT carton.

> A UNIQUE INTERFACE TO ADAPT TO EACH NEED

BOOST MODE
LOW MODE (COVER)

WATERTIGHT
POWER PACK

CHLORINE OUTPUT
FROM 7 UP TO 40 g/h



LARGE TOUCH PANEL
WITH OVERSIZE FONTS

iAquaLink+ COMPATIBLE

REMOTE CONTROL WITH
IAQUALINK+ APP USING
OPTIONAL IQBRIDGE RS

AVAILABLE WITH pH
OR pH/ORP REGULATION(S),
USING HIGH QUALITY GLASS
SENSORS



> 1 RANGE, 3 SOLUTIONS



1. Salt water chlorinator

Autonomous pool disinfection



2. Salt Water chlorinator + pH regulation

In addition to the autonomous disinfection, this model automatically manages water balance. It injects pH corrective product if needed



3. Salt water chlorinator + pH & ORP regulations

In addition to pH management, this model automatically manages the chlorination thanks to its ORP regulation for a complete water treatment.

SELECTION GUIDE

	ePERT 7	ePERT 12	ePERT 21	ePERT 30	ePERT 40
Chlorine output (g/h)	7	12	21	30	40
Maximum treated pool volume (temperate climate with water up to 28°C, disinfection capacity linked to the daily filtration time, here for 8 h/day) (m ³)	30 m ³	50 m ³	90 m ³	140 m ³	180 m ³
Recommended salinity (& min-max threshold)	4 g/L (4 - 10 g/L)				
Salinity reading	Yes				
Water temperature reading	Yes				
Boost mode	24 hours shock chlorination				
Low (cover) mode	Reduced chlorination when pool cover is closed (adjustable)				
Flow safety	Mechanical flow switch				
pH regulation and dosing	Yes, specific "pH" models				
ORP regulation	Yes, specific "pH/ORP" models				
App control	iAquaLink+ (with optional iQBridge RS WiFi gateway)				
Warranty, power pack & cell	2 years, unconditional				
Warranty, sensors	2 years (pH sensor) / 1 year (ORP gold sensor)				

eXPERT



2 YEAR WARRANTY

UNCONDITIONAL WARRANTY UNCONDITIONAL

NEW IN 2023

Ti²²
TITANE INSIDE

WATER TEMP SENSOR

COVER MODE

iAquaLink+ COMPATIBLE

- + Ease of use
- + Maximum versatility
- + Autonomous water quality
- + New : Now controllable via the iAquaLink+ app with the addition of the iQBridge RS WiFi gateway (available separately as an option).

ACCESSORIES INCLUDED IN THE PACK

Installation Kit	Flow switch installation kit	pH and pH/ORP versions: pH pump kit	pH version: pH sensor kit with buffer solutions	pH/ORP version: pH & ORP sensors kit with buffer solutions	Free app control (with optional iQBridge RS)

FOR WHICH POOL?

Model	eXPERT 7	eXPERT 12	eXPERT 21	eXPERT 30	eXPERT 40
Volume of treated water (temperate climate, 8h/day filtration)	30 m ³	50 m ³	100 m ³	140 m ³	180 m ³
Nominal Chlorine production	7 g/h	12 g/h	21 g/h	30 g/h	40 g/h
Nominal output Amps	0,2 A	0,4 A		0,8 A	0,9 A

DESCRIPTION

Model	eXPERT 7	eXPERT 12	eXPERT 21	eXPERT 30	eXPERT 40
Standard Model	74183	74184	74185	74186	74187
pH model	74188	74189	74190	74191	74192
pH/ORP model	74193	74194	74195	74196	74197
Connected Model with iQBridge RS	eXPERT 7 +WA000068	eXPERT 12 +WA000068	eXPERT 21 +WA000068	eXPERT 30 +WA000068	eXPERT 40 +WA000068
User interface	Touch-screen and LCD				
App control	iAquaLink+ (with optional iQBridge RS)				
Calibration	Semi-automatic at 2 points pH 4 and pH 7 & ORP 470 mV (buffer solutions included)				
Setpoints	Factory setting: pH = 7,2 / ORP = 700 mV				
Sensor position	Vertical, on the sensor-holder (provided)				
Operating modes	Normal, Boost (100% during 24h) & Low (adjustable cover mode from 10 to 90 %)				
Timer	Controlled by filtration timer				
Polarity reversal	Yes : 2, 3, 4 or 7 h (default 2 h)				
Required salt level - minimum	5 g/L - 4 g/L minimum		4 g/L - 3.5 g/L minimum		
Safety	"Flow" indicator light: lack of flow, production is interrupted as long as conditions are not ideal "g/L": Salt level too high or too low "High" & "Low" indicators for pH & ORP values				
Cell position	Horizontal or vertical				
Plumbing compatibility	DN50 mm, DN63 mm				

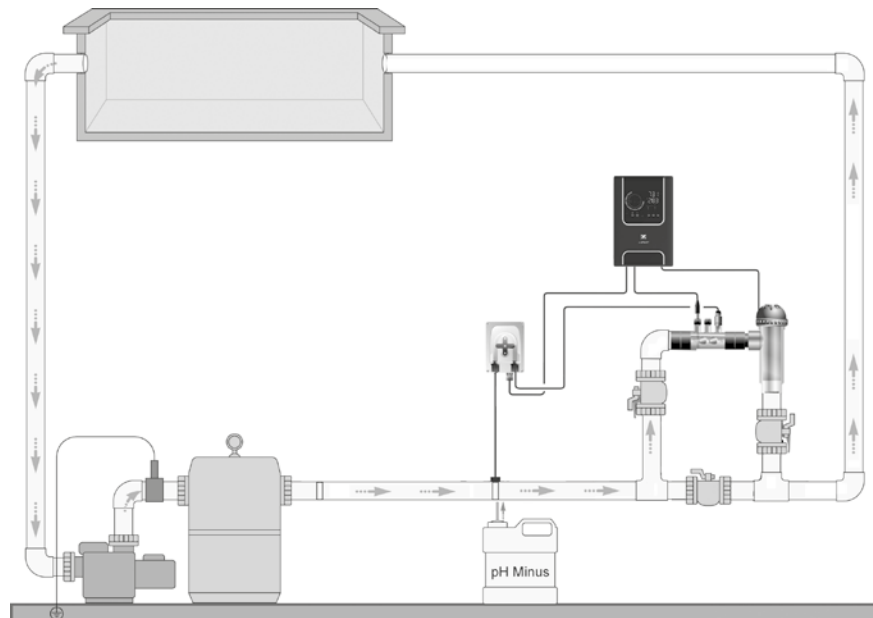
TECHNICAL SPECIFICATIONS

Model	eXPERT 7	eXPERT 12	eXPERT 21	eXPERT 30	eXPERT 40
Sensor type pH or ORP	Combined sensor, simple-junction and simple-porous, Ø12 mm glass body				
Reading scale	0.0 - 9.9 pH 0 - 999 mV				
Reading accuracy	0.1 pH 1 mV				
Sensor Tolerances	0-60 °C, water speed ≤ 2 m/s				
Maximum counter pressure (injection point)	1,5 bar				
Peristaltic pH pump flow	1,5 L/h				
Power supply	230 VAC / 50-60 Hz				
Working life of cells*	10 000 h (titanium plates, SC6 ruthenium coating)				
Electric power	46 W	92 W	184 W	207 W	
Minimum flow rate (needed to purge air from the cell)	3 m ³ / h		5 m ³ / h	6 m ³ / h	8 m ³ / h
Maximum authorised cell pressure	1 bar (kg/cm ²)				
Maximum water temperature	40°C				
Minimum water temperature	10°C				
Length of the cell cable	1,5 m				
Protection index	IP65				
Cell size (L x w x h)	33 x 16 x 17 cm				
Control box size (L x w x h)	23 x 34 x 12 cm				

* Under good operating conditions.

INSTALLATION

- With an IP65 rating, the casing can be installed anywhere, including in the pool area (see IEC 60529 standard).
- The distance between the control unit and the cell is 1.5 m.
- The control unit should be controlled by the filter pump time-clock.


OPTIONAL ACCESSORIES

iQBridge RS WiFi gateway

WA000068



eXO® iQ & eXO® iQ LS

WATER CONTROL WITH A DOSE OF SERENITY

The eXO® salt water chlorinator solutions

The eXO® platform is an efficient and automatic disinfection solution. Easy to use, it offers complete water treatment, controlling the pool's equipment for optimal water quality.



eXO® iQ



All-in-one control

All pool water quality management functions are centralised in a single interface:

- automatic pH and chlorination regulation (Redox method) with the complementary pH Link & Dual Link modules
- pool device control: filter pump, heater, lighting, etc.



Peace of mind

With its long-lasting electrode and high-quality sensors, the eXO® solution offers optimal water quality all the time. As proof of reliability, the chlorinator comes with a 3-year unconditional warranty⁽¹⁾.



eXO® iQ LS



Built-in Wi-Fi

The iAquaLink™ app allows you to have remotely and real-time control of your water quality and your pool's equipment⁽²⁾ from you smartphone or tablet.

⁽¹⁾ 3 years unconditional (device), 2 years (pH sensor), 1 year (ORP sensor)

⁽²⁾ Connected to the eXO® solution.

Hydroxinator® iQ

INCOMPARABLY GENTLE, PURE AND CRYSTAL CLEAR WATER

Exclusive magnesium-based chlorinator solution

This solution combines the properties of MagnaPool® magnesium-based minerals with an exceptionally fine filtration system for a natural and incomparably crystal clear water.



Hydroxinator® iQ



Gentle water for skin and eyes

MagnaPool® naturally slows the development of chloramines, so you can enjoy gentle water without unpleasant smells or skin and eyes irritation.



A pure crystal clear swimming pool

MagnaPool® provides exceptionally clear water without adding any sanitizing chemicals.



Environmentally- friendly water treatment

Crystal Clear filter media for MagnaPool® swimming pools consists of thousands of pure glass crystals. It is not receptive to bacteria and only requires a short filter backwash.

> A UNIQUE INTERFACE FOR PERFECT CONTROL



> TECHNICAL CHARACTERISTICS

	eXO® iQ	eXO® iQ LS	Hydroxinator® iQ
Maximum volume treated <small>(temperate climate with water up to 28°C, disinfection capacity linked to the daily filtration time, here for 8hrs/day)</small>	150 m ³	70 m ³	150 m ³
Treatment type	Salt water chlorination	Salt water chlorination Low Salinity	MagnaPool® Magnesium mineral chlorination
Recommended concentration <small>(measured in the water)</small>	4 g/L	2 g/L	4 g/L
Optional pH regulation	pH Link "Plug & Play" module		
Optional pH and ORP regulation	Dual Link "Plug & Play" module		
Connectivity / App control	iAquaLink Embedded WiFi		
Boost mode	24h shock chlorination		
Cover mode	Reduced chlorination when the electric cover is closed Automatic or manual activation (0 to 30% adjustable chlorination output)		
Water temperature indicator	Yes, with cell protection function		
Equipment control	Up to 3 programmable equipment : <ul style="list-style-type: none"> • Filter pump: single or variable speed (Zodiac®) • Heater: Heat pump, heater... • Lighting: White or color (Zodiac®) • Any other device 		
Security - Low water flow sensor	Mechanical flow switch		
Self-cleaning cell <small>(polarity reversal)</small>	Adjustable every 2 to 8 hours <small>(allows to adapt the cell reversal to water hardness)</small>		
Warranty - Device	3 years, unconditional		
Warranty - Sensors	2 years (pH sensor) / 1 year (ORP sensor)		

eXO® iQ



- + All-in-one control: all water quality control is centralised in a single interface (pH, chlorination, filter pump, heater & light control...)
- + Peace of mind: long lasting electrodes, high-end sensors
- + Built-in Wi-Fi: remote control with the iAquaLink™ app

ACCESSORIES INCLUDED IN THE PACK

Wall mounting kit	Flow switch kit	Temperature sensor kit	Reducing bushes kit	Free app control



FOR WHICH POOL?

Model	eXO® iQ 10	eXO® iQ 18	eXO® iQ 22	eXO® iQ 35
Volume of treated water (temperate climate, 8h/day filtration)	40 m ³	70 m ³	100 m ³	160 m ³
Nominal Chlorine production	10 g/h	18 g/h	22 g/h	35 g/h
Nominal output Amps	2,8 A	3,6 A	5,0 A	7,2 A

DESCRIPTION

Model	eXO® iQ 10	eXO® iQ 18	eXO® iQ 22	eXO® iQ 35
Standard Model	WW000162	WW000163	WW000164	WW000165
User interface	4-line, backlit LCD screen			
Languages	11 (FR-EN-DE-ES-IT-NL-PT-CZ-SL-HU-SW)			
App control	iAquaLink			
Operating modes	Normal, Boost (100 %); Low (Adjustable cover mode from 0 to 30 %)			
Equipment control	Filter pump (single or Zodiac® variable speed) 2 auxiliaries outputs for: heater control (temp setpoint and heating priority), light control (with dedicated Zodiac® NL LED color selection) any other device			
Timer	24 h clock / 2 chlorination timers 2 single speed or 4 Zodiac variable speed filter pump timers 1 timer per additional equipment			
Polarity reversal	Yes: adjustable from 2 to 8h (Factory setting= 5h)			
Required salt level - minimum	4 g/L - 3,3 g/L minimum			
Safety	Temperature sensor: Chlorine production lowered in case of cold water to protect the electrode 'Low salt' indicator light: Reduced production to protect the electrode 'No flow' message: Production is interrupted as long as conditions are not ideal Mechanical flow switch			
Cell position	Horizontal			
Plumbing compatibility	DN50 mm, DN63 mm, 1 ½" (48 mm)			

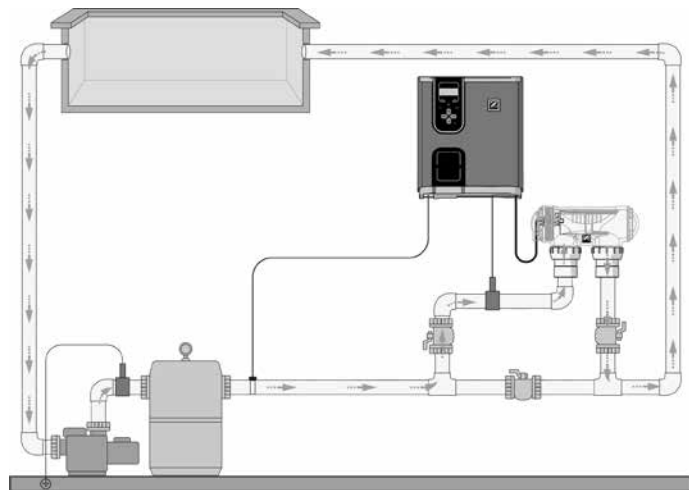
TECHNICAL SPECIFICATIONS

Model	eXO® iQ 10	eXO® iQ 18	eXO® iQ 22	eXO® iQ 35
Power supply	220-240 VAC / 50-60 Hz			
Working life of cells*	10 000 h (titanium plates, SC6 ruthenium coating)			
Electric power	Max 200 W			
Minimum flow rate (needed to purge air from the cell)	5 m ³ / h			
Maximum flow rate (limited by pressure drops in the pipe)	18 m ³ /h (Bypass mandatory over this level)			
Maximum authorised cell pressure	2,75 bar (KPa)			
Maximum water temperature	40 °C			
Minimum water temperature	5 °C			
Length of the cell cable	1,8 m			
Protection index	IP43			
Cell size (L x w x h)	32,0 x 13,5 x 11,0 cm			
Control box size (L x w x h)	32,0 x 37,0 x 12 cm			

* Under good operating conditions.

INSTALLATION

- The control unit is installed in the plant room or beneath a shelter.
- The distance between the control unit and the cell is 1.5 m (the cell cable is 1.8 m long)
- The control unit should be permanently connected to an electrical source (by using internal timers)



OPTIONAL ACCESSORIES

pH Link Module	Dual Link Module
WW000176	WW000177

eXO® iQ LS



- + Low salinity chlorinator
- + All-in-one control: all water quality control is centralised in a single interface (pH, chlorination, filter pump, heater & light control...)
- + Built-in Wi-Fi: remote control with the iAquaLink™ app

ACCESSORIES INCLUDED IN THE PACK

3 YEAR WARRANTY

UNCONDITIONAL WARRANTY

PROFESSIONAL ADVICE RECOMMENDED

Ti²² TITANE INSIDE

UPGRADABLE SYSTEM

iAquaLink CONTROL

WATER TEMP SENSOR

COVER MODE

Energy Efficient

Wall mounting kit	Flow switch kit	Temperature sensor kit	Reducing bushes kit	Free app control

FOR WHICH POOL?

Model	eXO® iQ LS 10	eXO® iQ LS 18
Volume of treated water (temperate climate, 8h/day filtration)	40 m ³	70 m ³
Nominal Chlorine production	10 g/h	18 g/h
Nominal output Amps	2,8 A	3,6 A

DESCRIPTION

Model	eXO® iQ LS 10	eXO® iQ LS 18
Standard Model	WW000170	WW000171
User interface	4-line, backlit LCD screen	
Languages	11 (FR-EN-DE-ES-IT-NL-PT-CZ-SL-HU-SW)	
App control	iAquaLink	
Operating modes	Normal, Boost (100 %); Low (Adjustable cover mode from 0 to 30 %)	
Equipment control	Filter pump (single or Zodiac® variable speed) 2 auxiliaries outputs for: heater control (temp setpoint and heating priority), light control (with dedicated Zodiac® NL LED color selection) any other device	
Timer	24 h clock / 2 chlorination timers 2 single speed or 4 Zodiac variable speed filter pump timers 1 timer per additional equipment	
Polarity reversal	Yes: adjustable from 2 to 8h (Factory setting= 5h)	
Required salt level - minimum	2 g/L - 1,6 g/L minimum	
Safety	Temperature sensor: Chlorine production lowered in case of cold water to protect the electrode 'Low salt' indicator light: Reduced production to protect the electrode 'No flow' message: Production is interrupted as long as conditions are not ideal Mechanical flow switch	
Cell position	Horizontal	
Plumbing compatibility	DN50 mm, DN63 mm, 1 ½" (48 mm)	

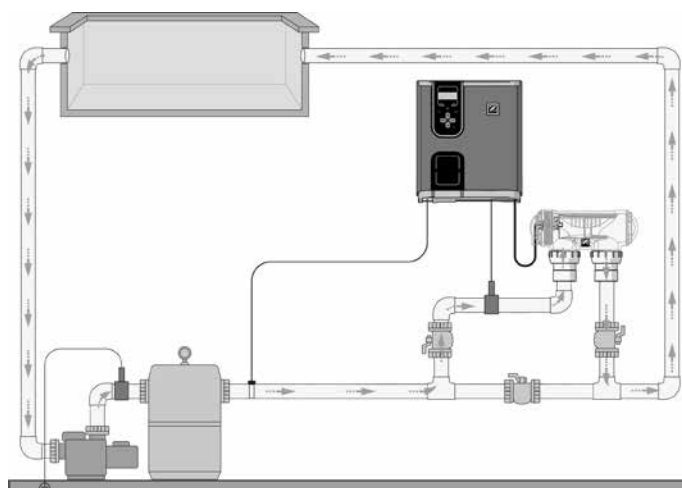
TECHNICAL SPECIFICATIONS

Model	eXO® iQ LS 10	eXO® iQ LS 18
Power supply	220-240 VAC / 50-60 Hz	
Working life of cells*	10 000 h (titanium plates, SC6 ruthenium coating)	
Electric power	Max 200 W	
Minimum flow rate (needed to purge air from the cell)	5 m ³ / h	
Maximum flow rate (limited by pressure drops in the pipe)	18 m ³ /h (Bypass mandatory over this level)	
Maximum authorised cell pressure	2,75 bar (KPa)	
Maximum water temperature	40 °C	
Minimum water temperature	5 °C	
Length of the cell cable	1,8 m	
Protection index	IP43	
Cell size (L x w x h)	32,0 x 13,5 x 11,0 cm	
Control box size (L x w x h)	32,0 x 37,0 x 12 cm	

* Under good operating conditions.

INSTALLATION

- The control unit is installed in the plant room or beneath a shelter.
- The distance between the control unit and the cell is 1.5 m (the cell cable is 1.8 m long)
- The control unit should be permanently connected to an electrical source (by using internal timers)



OPTIONAL ACCESSORIES

pH Link Module	Dual Link Module
WW000176	WW000177

pH Link & Dual Link



- + Fully integrated disinfection and dosing system
- + Automatic regulation
- + Accurate & easy reading (high quality glass sensor in a POD)

2 YEAR WARRANTY



ACCESSORIES INCLUDED IN THE PACK

pH Sensor	ORP sensor	pH 4 and pH 7 buffer solutions x3	470 mV ORP buffer solutions x3	22 mm hole saw	Plumbing kit	POD Kit

FOR WHICH POOL?

Model	pH Link	Dual Link
Volume of treated water (temperate climate)	160 m ³	Depending on the chlorinator's output power
Dosage	Acid	Acid

DESCRIPTION

Model	pH Link	Dual Link
Standard Model	WW000176	WW000177
User interface	Device's interface (4-line, backlit LCD screen)	
Calibration	Semi-automatic at 2 points pH 4 and pH 7 & ORP 470 mV (buffer solutions included)	
Setpoints	Factory setting: pH = 7,2 / ORP = 700 mV	
Sensor position	Vertical, on the POD (provided)	
Safety	Overdosing safety, low measures, unplugged sensor, broken sensor (pH Link)	

TECHNICAL SPECIFICATIONS

Model	pH Link	Dual Link
Sensor type pH or ORP	Combined sensor, simple-junction and simple-porous, Ø12 mm glass body	
Reading scale	0,0 -12,0 pH	100 - 1000 mV
Reading accuracy	0,1 pH	10 mV
Sensor Tolerances	0-60 °C, water speed ≤ 2 m/s	
Maximum counter pressure (injection point)	1,5 bar	
Peristaltic pH pump flow	1,2 L/h	
Cell size (L x w x h)	30,5 x 18,1 x 11,5 cm	

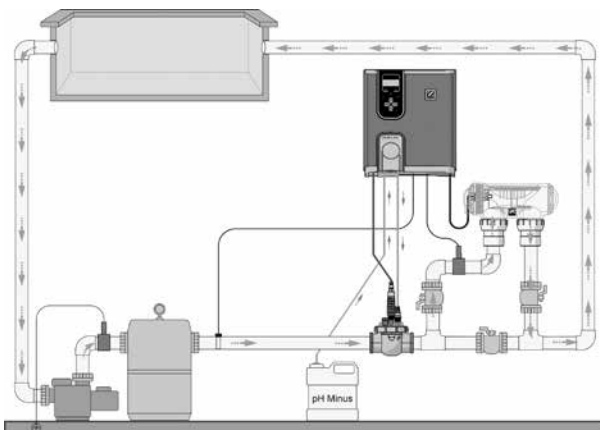
* Excluding consumable parts that have 1 year warranty (ORP sensor, buffer solution, peristaltic tube, one-way valve)

INSTALLATION

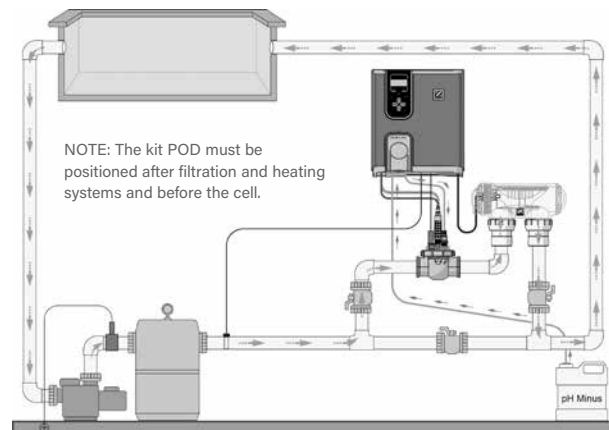
- Connect the unit directly to the chlorinator's control unit.
- The distance between the module and the sensor cell is 1,5m (3 m extension cable is optional).
- The POD MUST be installed so that the sensor(s) is/are vertical, to ensure accurate measurement.

pH Link & Dual Link Modules installation diagram:

Kit POD on line:



POD Kit in by-pass:



OPTIONAL ACCESSORIES

Intake pipe	pH 4 and pH 7 buffer solutions (x6 + x6)	470 mV ORP buffer solutions (x6)	Winterizing cap	3m BNC cable extension	Earthing anode
R0808000	R0824400	R0824500	R0770100	R0635800	R0673800

PATENTED MAGNESIUM WATER TREATMENT

For incomparably gentle, crystal clear water

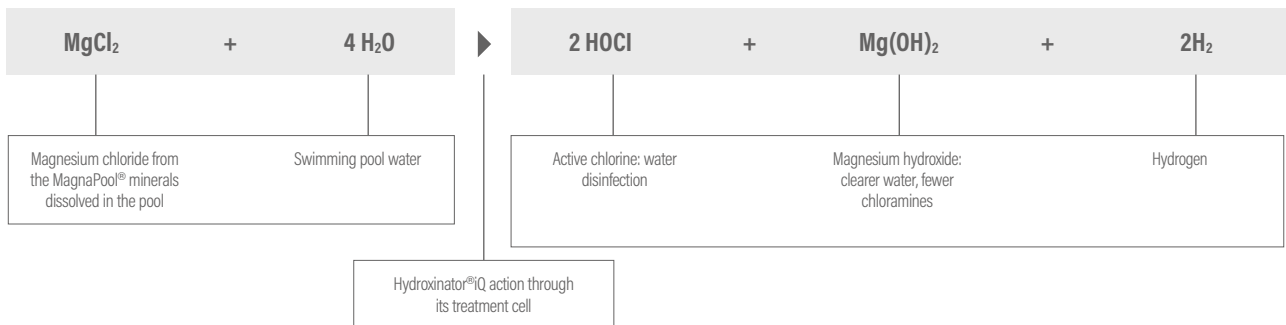
The patented MagnaPool® solution combines the clarifying properties of magnesium with a filtration system of exceptional quality, for a perfectly healthy and balanced, mineral-enriched swimming pool.

> HOW DOES IT WORK?

The MagnaPool® solution combines natural minerals, magnesium and potassium (diluted in the pool), to purify the water while providing an incomparable bathing experience.

This water treatment solution naturally converts magnesium minerals to magnesium hydroxide, a gentle and silky substance that acts as a clarifier in order to retain all the impurities, even the finest, in the water. Without impurities, bacteria no longer grow and are removed from the pool.

The MagnaPool® Hydroxinator® iQ then generates non-synthetic (or inorganic) chlorine: **this phenomenon is hydroxination**. The resulting chlorine, without addition of chemical products, protects the integrity and quality of the water, without harming the environment in which it is used.



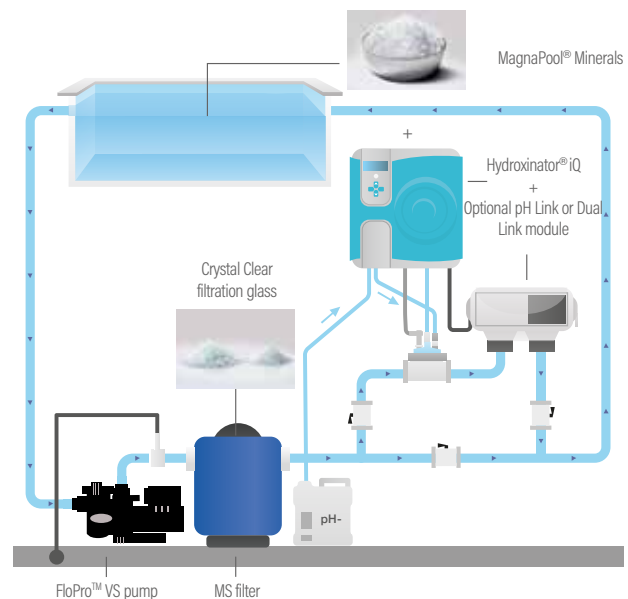
DID YOU KNOW?

MagnaPool® minerals do not contain any sodium chloride («salt» or NaCl). The MagnaPool® minerals do not produce soda, a very basic element that affects negatively the water balance.

STANDARD INSTALLATION

The patented MagnaPool® solution comprises a Hydroxinator® iQ with its treatment cell, Crystal Clear glass filter medium and MagnaPool® minerals. Each of these elements is needed for the MagnaPool® solution to function; they cannot be sold separately.

To obtain a complete MagnaPool® eco-system, the assembly can be combined with Zodiac MS filter and variable speed pump.



REFERENCE POINT

The MagnaPool® solution comprises the Hydroxinator® iQ, MagnaPool® minerals and the Crystal Clear filtration crystals. Zodiac® equipment is compatible with and/or additional to the MagnaPool® system. Identify all the products in the MagnaPool® ecosystem using this pictogram.



> THE BENEFITS OF THE MAGNAPOOL® SOLUTION



A PURE, CRYSTAL CLEAR SWIMMING POOL

MagnaPool® provides exceptionally clear water without adding chemical disinfection products. This intense clarity is made possible by combining two innovative factors. Firstly, the powerful natural clarifying properties of magnesium in MagnaPool® minerals. And secondly, exceptionally fine filtration using Crystal Clear filtration media.

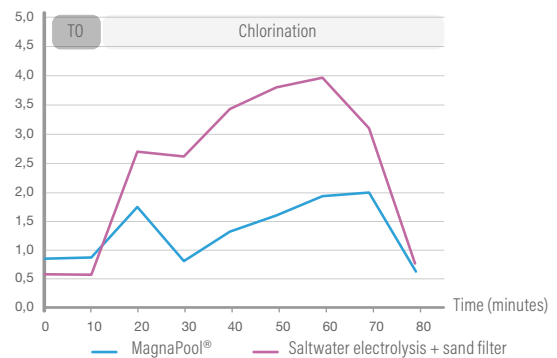


Mg¹²₂₄
Mineral Pool Science

GENTLE WATER FOR SKIN AND EYES

Compared with conventional water treatment systems (manual chlorine addition or salt electrolysis + sand filter), MagnaPool® naturally slows the development of chloramines, molecules that can cause an unpleasant chlorine smell and eye or skin irritation.

Total chlorine in mg/L (or ppm)



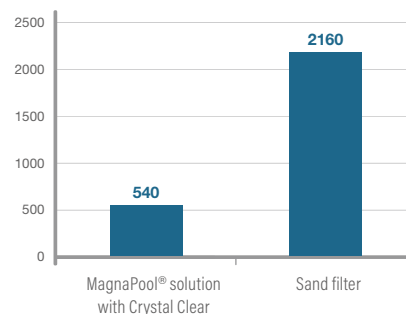
Zodiac laboratory measurement of chloramines (or combined chlorine) after adding organic matter to two pools at the same time, one treated with salt electrolysis + sand filter and the other with MagnaPool®.



ENVIRONMENTALLY-FRIENDLY WATER TREATMENT

Crystal Clear filter media for MagnaPool® swimming pools consist of thousands of pure glass crystals. Unlike sand, it is not receptive to bacteria and only requires a short filter backwash. Thus, water consumption is reduced by up to 75%.

Water consumption (in L) during filter backwash



Value for a pool equipped with a 640 mm filter and a 1.0 HP (or 0.75 kW) pump.

DID YOU KNOW?

Magnesium takes part in more than 300 enzymatic reactions and cell growth in the human body, such as nerve transmission, skin renewal and cell relaxation.

The chlorophyll molecule, basic plant component, is formed around a magnesium atom.

Hydroxinator® iQ



- + Unrivalled swimming comfort
- + Crystal-clear water: clarifying effect of magnesium and glass media
- + Eco-friendly: use less water and energy, fewer chemical additives
- + Upgradable: optional pH / ORP regulations (pH Link or Dual Link modules)

3 YEAR
WARRANTY

UNCONDITIONAL
WARRANTY
UNCONDITIONAL

PROFESSIONAL ADVICE
RECOMMENDED

ALL TYPES OF
SWIMMING POOLS

UPGRADABLE
SYSTEM

iAquaLink
CONTROL

Ti²²
TITANE
INSIDE

MagnaPool
ECOSYSTEM

WATER TEMP
SENSOR

COVER
MODE

Energy
Efficient

Chemical
Reduction

ACCESSORIES INCLUDED IN THE PACK

Wall mounting kit	Flow switch kit	Temperature sensor kit	Reducing bush kit	Free app control

FOR WHICH POOL?

Model	Hydroxinator® iQ 10	Hydroxinator® iQ 18	Hydroxinator® iQ 22	Hydroxinator® iQ 35
Volume of treated water (temperate climate, 8h/day filtration)	40 m ³	70 m ³	100 m ³	160 m ³
Nominal Chlorine production	10 g/h	18 g/h	22 g/h	35 g/h
Nominal output Amps	2,8 A	3,6 A	5,0 A	7,2 A

DESCRIPTION

Model	Hydroxinator® iQ 10	Hydroxinator® iQ 18	Hydroxinator® iQ 22	Hydroxinator® iQ 35
Standard Model	WW000172	WW000173	WW000174	WW000175
User interface	4-line, backlit LCD screen			
Languages	11 (FR-EN-DE-ES-IT-NL-PT-CZ-SL-HU-SW)			
App control	iAquaLink			
Operating modes	normal, Boost (100 %); Low (Adjustable cover mode from 0 to 30 %)			
pH Regulation	Yes, option (pH Link)			
ORP Regulation	Yes, option (Dual Link)			
Equipment control	Filter pump (single or Zodiac® variable speed) 2 auxiliaries outputs for: heater control (temp setpoint and heating priority), light control (with dedicated Zodiac® NL LED color selection) any other device			
Timer	24 h clock / 2 chlorination timers 2 single speed or 4 Zodiac variable speed filter pump timers 1 timer per additional equipment			
Polarity reversal	Yes: adjustable from 2 to 8h (Factory setting= 5h)			
Recommended minerals rate - minimum*	4 g/L - 3,3 g/L minimum			
Safety	Temperature sensor: Chlorine production lowered in case of cold water to protect the electrode 'Low salt' indicator light: Reduced production to protect the electrode 'No flow' message: Production is interrupted as long as conditions are not ideal Mechanical flow switch			
Cell position	Horizontal			
Plumbing compatibility	DN50 mm, DN63 mm, 1 ½" (48 mm)			

* Mineral levels are measured using the usual salinity testers. Add 5 x 10kg bags per 10 m³ to measure a concentration of 4 g/L (4000 ppm).

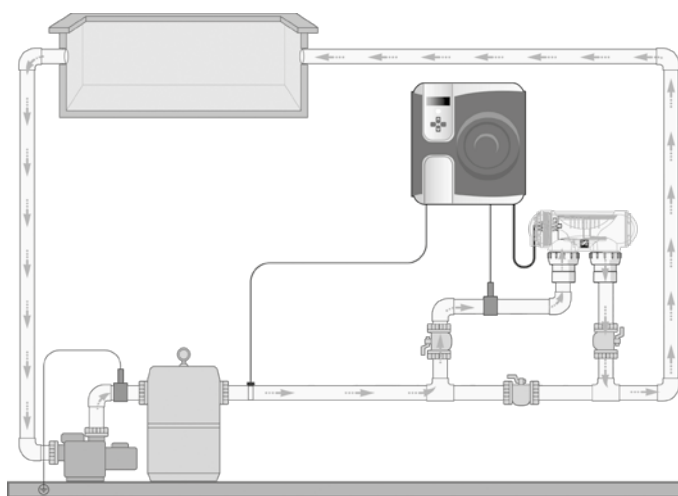
TECHNICAL SPECIFICATIONS

Model	Hydroxinator® iQ 10	Hydroxinator® iQ 18	Hydroxinator® iQ 22	Hydroxinator® iQ 35
Working life of cells*	10 000h (titanium plates, specific SC6 ruthenium coating)			
Electric power	Max 200 W			
Minimum flow rate (needed to purge air from the cell)	5 m ³ / h			
Maximum flow rate (limited by pressure drops in the pipe)	18 m ³ /h (Bypass mandatory over this level)			
Maximum authorised cell pressure	2,75 bar (KPa)			
Maximum water temperature	40 °C			
Minimum water temperature	5 °C			
Length of the cell cable	1,8 m			
Protection index	IP43			
Cell size (L x w x h)	32,0 x 13,5 x 11,0 cm			
Control box size (L x w x h)	32,0 x 37,0 x 12,0 cm			
Power Supply	220-240 VAC / 50-60 Hz			

INSTALLATION

- The control unit is installed in the plant room or beneath a shelter.
- The distance between the control unit and the cell is 1.5 m (the cell cable is 1.8 m long)
- The control unit should be permanently connected to an electrical source (by using internal timers)

Hydroxinator® iQ installation diagrams



ASSOCIATED PRODUCTS

ASSOCIATED MINERALS

pH Link Module	Dual Link Module	MagnaPool® Minerals	Crystal Clear 0.7/1.3 mm	Crystal Clear 1,0/3,0 mm
WW000176	WW000177	WC000163	WF000063	WF000064

MAGNAPOOL®

MagnaPool® Minerals



- + Exclusive: patented MagnaPool® minerals specifically for MagnaPool® pools
- + Crystal-clear water, less chloramines
- + Eco-friendly: salt-free formulation (no sodium chloride)
- + Easy: easy handling with 10 kg packaging



PRODUCT REFERENCES

Model	MagnaPool® Minerals
Standard Model	WC000163

DESCRIPTION

Model	MagnaPool® Minerals
Contents	Patented MagnaPool® minerals
Formulation	Magnesium chloride and potassium chloride
Form	Tablet/powder mixture
Dosage*	5 kg/m ³
Bag dimensions (l x h)	40 x 50 cm
Bag net weight	10 kg
Palletization	72 bags per pallet (minimum order quantity = 10 bags)
Pallet net weight*	720 kg
Usage indication	1 x 720 kg pallet is enough to start up 1 or 2 MagnaPool® swimming pools (depending on volume)

ASSOCIATED PRODUCTS

ASSOCIATED GLASS MEDIA

Hydroxinator® iQ	Hydroxinator®	Crystal Clear 0,7/1,3 mm	Crystal Clear 1,0/3,0 mm
WW000172/173/174/175	(old model)	WF000063	WF000064

* Mineral levels are measured using the usual salinity testers. Add 5 x 10kg bags per 10 m³ to measure a concentration of 4 g/L (4000 ppm).

FILTERING MEDIA

Crystal Clear



- + Optimum filtration efficiency
- + Long lasting : lasts 3 times longer than sand
- + Eco-friendly : up to 75% water savings



PRODUCT REFERENCES

Model	Crystal Clear 0,7/1,3 mm	Crystal Clear 1,0/3,0 mm
Standard Model	WF000063	WF000064

DESCRIPTION

Model	Crystal Clear 0,7/1,3 mm	Crystal Clear 1,0/3,0 mm
Contents	Filtering medium made of 100% pure glass crystals	
Form	Translucent	
Dosage	Total weight in the filter : 10% less than the equivalent in sand 1,0/3,0mm : sufficient to cover the filter laterals 0,7/1,3 mm : in addition, to make up the total weight	
Filtration efficiency	77,9% turbidity reduction*	
Bag dimensions (l x h)	45 x 65 cm	
Bag net weight	15 kg (= shipping unit, skus can be mixed on a pallet)	

ASSOCIATED PRODUCTS

MS filter	Hydroxinator® iQ	Hydroxinator®
WF000094/95/96/97/98	WW000172/173/174/175	(old model)

* Turbidity reduction test carried in a lab with Crystal Clear fine, under EN 16713-1 standard (test #7.2.4). Regulatory requirement is 50% min.

NATURE² MINERAL PURIFIERS

Zodiac[®] mineral purifiers treat and clarify water using fewer chemical products.

> HOW DOES IT WORK?

Nature² technology combines **recognized disinfection and purification efficiency of certain mineral components** and the unique properties of a material used in high-tech industries: ceramic (micro-porous material).

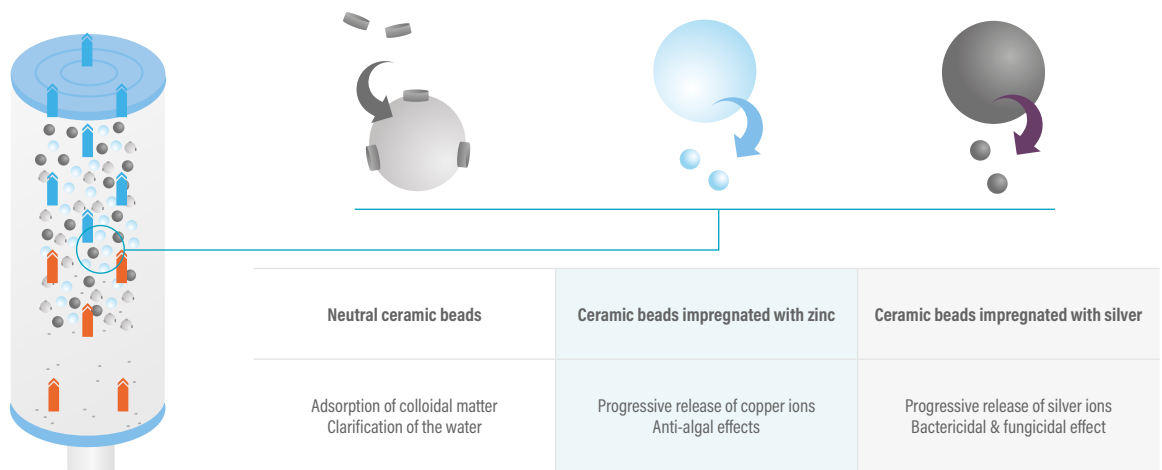
The ceramic beads retain micro-particles (colloidal matter) not stopped by the filter, to clarify the swimming pool water.

Zinc particles, coated on some ceramic beads, give Nature² cartridges algicidal properties.

Silver particles, coated on other ceramic beads, offer bactericidal and fungicidal (disinfection) properties.


The combined action of these 3 properties enables Nature² systems to use **up to 4 times less chlorine** compared to conventional manual treatment: 0.5 ppm free chlorine is enough (depending on conditions of use).

OPERATION OF THE NATURE² SPA CARTRIDGE



> AN ENHANCED BATHING EXPERIENCE

- Requiring up to 4 times less disinfectant, Nature² systems clearly enhance bathing (less odour, no more unpleasant sensations on the skin, etc.).
- By using fewer chemical products, pH is potentially less disturbed. The water balance, a measure of efficient disinfection treatment, is consequently more stable.
- Depending on models and needs, Nature² can also be used with chlorine, active oxygen, a UV system or ozonator.



MINERAL PURIFIERS

Nature² Spa



- + Ready to use
- + Autonomous
- + Enhanced bathing experience

ACCESSORIES INCLUDED IN THE PACK



Positioning pins



FOR WHICH POOL?

Model	Nature ² Spa Cartridge - 6-packs display
Volume of treated water (temperate climate)	0 - 4 m ³

DESCRIPTION

Model	Nature ² Spa Cartridge - 6-packs display
Standard Model	WN000001
Type of disinfectant to use	Stabilised organic chlorine, "dichlor" or "trichlor" type (tablets or granules), calcium hypochlorite inorganic chlorine, liquid chlorine, active oxygen (liquid or powder) or UV treatment may be used. Compatible with salt water chlorination.
Cartridge life-span	6 months from the time the cartridge is placed in the purifier
Compatibility	Nature ² Spa is not compatible with bromide and its derivatives, chlorine free disinfectants of the PHMB types (or "biguanides"), products containing copper, stain remover products and metal blockers.

TECHNICAL SPECIFICATIONS

Model	Nature ² Spa Cartridge - 6-packs display
Water flow minimum / maximum	Adapted to all spa flow rates
Maximum operating temperature (water)	35 °C
Installation	Inside the spa cartridge filter
Cartridge weight	100 g
Minimum order quantity	1 x 6-pack display

INSTALLATION

- The Nature2 cartridge slides straight into the spa's cartridge filter. Use the positioning pins if necessary, so that the cartridge is positioned in the middle of the filter.



Before any use, ensure it is really needed, especially in places frequented by the general public. Whenever possible, give preference to alternative methods and products presenting the lowest risk to human and animal health and to the environment. Biocidal product : H400 / H410



CLEANING



- 356 Pool cleaner accessories
- 356 Suction automatic pool cleaners
- 357 Manual pool cleaners - Blue Line Range
- 359 Manual pool cleaners - Shark Range
- 360 Manual pool cleaners - Classic Range
- 364 Net'n'Clean Integrated Cleaning System
- 366 Hoses



- 368 ELECTRICAL CLEANERS**
- 374 Tornax
- 377 Voyager™
- 385 Alpha iQ™ PRO
- 395 SPA CLEANERS**
- 395 Spabot™
- 397 Spa Wand
- 398 HYDRAULIC CLEANERS**



- 403 PRESSURE CLEANERS**
- 404 280&380 platforms
- 406 3900 platform
- 407 Quattro platform
- 408 TailSweep PRO
- 409 Booster pump & Electrical cabinet

Pump caddy

for stand-alone pool cleaners



DESCRIPTION

Made of anodized aluminium tube and a 460 mm x 370 mm plastic platform. Face plate in AISI-304 stainless steel.

Code	Standard Pack	Standard weight in kg	Standard volume in m ³
04648	1	8.06	0.12

SUCTION AUTOMATIC POOL CLEANERS

Splasher



DESCRIPTION

Splasher is an hydraulic suction cleaner. It's using the pool filtration system to work and collect the debris in the pump pre-filter.

It is simply connected to the skimmer vacuum plate and works at the same time than the pool filtration.

Its membrane system ensures an optimum and quieter performance.

- Cleaning areas: floor and walls.
- Pool floors types: flat or gentle slopes.
- Pool size: up to 9m length.
- Filter pump minimum required pressure: ½ HP.
- Included in pack : 9,6m hose.

	Code	Standard Pack	Standard weight in kg	Standard volume in m ³
Splasher suction cleaner	66281	1	5.6	0.05

Mamba



DESCRIPTION

Mamba is an hydraulic suction cleaner. It's using the pool filtration system to work and collect the debris in the pump pre-filter.

It is simply connected to the skimmer vacuum plate and works at the same time than the pool filtration.

The Mamba's dual suction design ensures the pump and filter are never starved of water. The adjustable bypass valve allows for operation from small to large capacity filtration pumps.

- Cleaning areas: floor and walls.
- Pool floors types: flat or gentle slopes.
- Pool size: up to 9m length.
- Filter pump minimum required pressure: ½ HP.
- Included in pack : 12 x 80 cm hose sections, flow regulator, universal adapter.

	Code	Standard Pack	Standard weight in kg	Standard volume in m ³
Mamba suction cleaner	60092	1	7	0.061

Blue Line

manual suction cleaner - wing-nut fastening



69661



69673



69663



69664

	Code	Standard Pack	Standard weight in kg	Standard volume in m ³
1 1/2" 350 flexible pool cleaner	69661	6	6.6	0.053
1 1/2" 350 aluminium pool cleaner	69673	6	-	-
Triangular pool cleaner	69663	6	-	-
Oval pool cleaner	69664	6	-	-



69656



69658



69669

Blue Line

wall brush - wing-nut fastening



	Code	Standard Pack	Standard weight in kg	Standard volume in m ³
Adjustable handle wall brush (48 cm)	69656	12	2.5	0.04
Fixed handle wall brush (50 cm)	69658	12	3.9	0.04
Multifunction manual brush	69669	24	-	-

Blue Line leaf skimmer - wing-nut fastening



69665



69666



69667

	Code	Standard Pack	Standard weight in kg	Standard volume in m ³
Plastic flat leaf skimmer	69665	12	-	-
Plastic net leaf skimmer fixed handle	69666	12	-	-
Aluminium net leaf skimmer	69667	12	-	-

Complete kit for the pool maintenance



	Code	Standard Pack	Standard weight in kg	Standard volume in m ³
	73122		-	-

Blue Line handles - wing-nut fastening



69659 - 69660

	Code	Standard Pack	Standard weight in kg	Standard volume in m ³
1.8-3.6 m easy regulation aluminium handle	69659	12	-	-
2.4-4.8 m easy regulation aluminium handle	69660	12	-	-

Blue Line cleaning material wall bracket



	Code	Standard Pack	Standard weight in kg	Standard volume in m ³
Cleaning material wall bracket	69662	6	-	-

Blue Line floating dispenser



	Code	Standard Pack	Standard weight in kg	Standard volume in m ³
Floating dispenser for 200g tablets	69668	12	-	-

Shark pool cleaner - wing-nut or wishbone fixing



	Code	Standard Pack	Standard weight in kg	Standard volume in m ³
Shark Flexo pool cleaner	36618	6	9.9	0.04
Shark Oval pool cleaner	40997	5	6.4	0.04
Shark Injected Aluminium pool cleaner	41625	4	6.5	0.035
Shark Triangular pool cleaner	36619	4	5.2	0.04



36618



40997



41625



36619

Shark brushes - wing-nut or wishbone fixing



	Code	Standard Pack	Standard weight in kg	Standard volume in m ³
Shark special bottom curved brush	36615	10	3.7	0.04
Shark bottom/walls curved brush	36616	15	4.2	0.04
Shark corner suction brush	36617	12	2.4	0.04



36615



36616



36617



36613



36614

Shark leaf skimmers - wing-nut or wishbone fixing



	Code	Standard Pack	Standard weight in kg	Standard volume in m ³
Shark water surface leaf skimmer	36613	15	6.2	0.14
Shark deep water leaf skimmer	36614	15	6.5	0.14



38422 - 38423

Shark telescopic pole - wing-nut or wishbone fixing



	Code	Standard Pack	Standard weight in kg	Standard volume in m ³
Shark 1.8 - 3.6 m telescopic pole	38422	10	11.7	0.05
Shark 2.4 - 4.8 m telescopic pole	38423	10	14.4	0.06

Shark floating dispenser for 5 tablets



	Code	Standard Pack	Standard weight in kg	Standard volume in m ³
Floating dispenser for 5 tablets 200 g Shark	36620	12	6.6	0.14



Shark submersible analogue thermometer



	Code	Standard Pack	Standard weight in kg	Standard volume in m ³
Shark submersible analogue thermometer	36622	10	2.8	0.04



Classic pool cleaner - wing-nut fastening



01355 - 01356

	Code	Standard Pack	Standard weight in kg	Standard volume in m ³
Classic extruded aluminium pool cleaner 1 1/2" connection 350 mm	01355	4	10.2	0.04
Classic extruded aluminium pool cleaner 2" connection 450 mm	01356	4	12.2	0.06

Classic Flexo pool cleaner



	Code	Standard Pack	Standard weight in kg	Standard volume in m ³
Wishbone fixing	01351	4	7.2	0.04
Wing-nut fixing	01352	4	7.2	0.04

Classic brushes - wing-nut fastening



01405



01407



09456

	Code	Standard Pack	Standard weight in kg	Standard volume in m ³
Straight brush				
Classic PP bristle 330 mm	01405	20	2.8	0.04
Classic S.S. bristle 165 mm	01407	20	9.0	0.018
Classic PP bristle 180 mm	09456	14	6.1	0.177

Classic brush holder - wing-nut fastening



	Code	Standard Pack	Standard weight in kg	Standard volume in m ³
Classic water surface leaf skimmer with handle incorporated	01400	12	5	0.18

Classic fixed handle - wing-nut fastening



	Code	Standard Pack	Standard weight in kg	Standard volume in m ³
Classic fixed handle 2.5 m	01365	12	10.2	0.06

Classic pool cleaner - wishbone fixing



01353-01354-08661

	Code	Standard Pack	Standard weight in kg	Standard volume in m ³
Extruded aluminium pool cleaner				
1 1/2" connection 350 mm	01353	4	11.8	0.04
2" connection 450 mm	01354	4	15.5	0.06
1 1/2" connection 450 mm	08661	4	15.5	0.06

Classic



public pool aluminium pool cleaner - wishbone fixing



16601

01357



01358

	Code	Standard Pack	Standard weight in kg	Standard volume in m ³
Length: 800 mm				
Drag with cable (00210 not included)	01357	1	13.0	0.03
With nozzle	16601	1	13.0	0.03
Length: 450 mm				
With nozzle 1 1/2" - 2" connection	01358	4	13.6	0.05

Classic brushes - wishbone fixing



01406



01404

	Code	Standard Pack	Standard weight in kg	Standard volume in m ³
PP bristle 330mm straight brush	01406	20	2.8	0.04
Bottom/walls curved brush	01404	20	4	0.05
Floating line brush	11789	20	3.8	0.03

Classic leaf skimmers



01398



01396

	Code	Standard Pack	Standard weight in kg	Standard volume in m ³
Wishbone fixing				
Water surface leaf skimmer	01398	20	4.2	0.12
Deep water leaf skimmer	01396	20	4.3	0.12
Wing-nut fixing				
Water surface leaf skimmer	01399	20	4.3	0.12
Deep water leaf skimmer	01397	20	4.4	0.12



Classic fixed handle - wishbone fixing



	Code	Standard Pack	Standard weight in kg	Standard volume in m ³
Fixed handle 2.5 m	01364	20	11.4	0.06



Shark telescopic pole - wing-nut or wishbone fixing



	Code	Standard Pack	Standard weight in kg	Standard volume in m ³
Classic 1.8 - 3.6 m telescopic pole	01359	12	13.4	0.05
Classic 2.4 - 4.8 m telescopic pole	01360	12	16.2	0.06

Classic reinforced telescopic pole - Public pools



DESCRIPTION

Reinforced telescopic pole, aluminium



	Code	Standard Pack	Standard weight in kg	Standard volume in m ³
2.5 - 5 m	01361	5	16.0	0.04
3.75 - 7.5 m	15838	1	6.0	0.01
5 - 10 m	01362	1	6.5	0.02
6.5 - 13 m	01363	1	8.4	0.02

Hose adapter



DESCRIPTION

For connecting wing nut assembly to clip hose or clip assembly to wing nut hose.



	Code	Standard Pack	Standard weight in kg	Standard volume in m ³
Adapts the wishbone handle connection to wing-nut connection	08465	35	2.55	0.01
Adapts the reinforced pole connection to wing-nut connection	17937	38	2.66	0.01

Hose adapter



DESCRIPTION

For connecting wing nut assembly to clip hose or clip assembly to wing nut hose.



	Code	Standard Pack	Standard weight in kg	Standard volume in m ³
Adapts the connection hose clip to wing nuts	14592	48	3.36	0.01

Thermometers



DESCRIPTION

Celsius & Fahrenheit scale.

Code	Standard Pack	Standard weight in kg	Standard volume in m ³
20594	20	2.1	0.032



ZOO floating thermometers

DESCRIPTION

Celsius & Fahrenheit scale.

Code	Standard Pack	Standard weight in kg	Standard volume in m ³
------	---------------	-----------------------	-----------------------------------

Basic line. Desktop display.

This includes:

6 models of each one:

duck, dolphin, frog and whale

Duck model

Dolphin model

Frog model

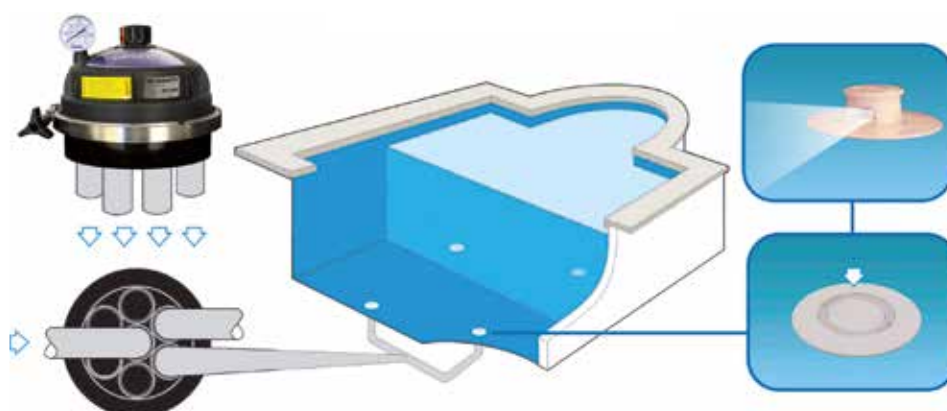
Whale model

66058	1	1.6	0.08
38613	1	3.5	0.05
58652	1	3.5	0.05
58653	1	3.5	0.05
58654	1	3.5	0.05



Integrated cleaning system

- The Net'N'Clean is an efficient cleaning system, consisting of a six outlet distributor valve that receives clean water from the filter and distributes it sequentially to a series of nozzles installed on the pool floor.
- This type of distribution from the bottom keeps the particles in suspension so they are collected by the skimmer and main drain and retained by the filter. It helps improve the use and efficiency of chemical products injected in the return piping and reduces heating costs by returning hot water along the bottom.



CLEANING



Net'N'Clean distributor valve Ø 50 mm



DESCRIPTION

Six way distribution valve. This valve is part of the Net'n'Clean cleaning system which is integrated in the pool floor. It distributes water sequentially through its various branches. Made of plastic and AISI 316L it has high resistance to salt water. Maximum working pressure: 1.4 bars. Maximum flow: 15 m³/h. Connections: 7 x Ø 50 mm. 2 pop-up nozzles for branch recommended.

	Code	Standard Pack	Standard weight in kg	Standard volume in m ³
Net'N'Clean distributor valve: European model	21257	1	1.7	0.015



Net'N'Clean distributor valve Ø 63 mm




DESCRIPTION

Distributor valve optimized for greater hydraulic performance. Maximum working pressure of 1.5 bars. Maximum flow of 25 m³/h. Connections: 7 x Ø 63 mm or 7 x Ø 75 mm. From 2 to 5 nozzles per branch.

	Code	Standard Pack	Standard weight in kg	Standard volume in m ³
Net'N'Clean distributor valve Ø 63 mm	35079	1	5.6	0.031

Net'N'Clean reducing wall conduit for nozzles



DESCRIPTION

Reducing conduit to install concrete Net'N'Clean nozzles (26985). Made in white PVC. Ø 50 mm inside & Ø 63 mm outside connections.

	Code	Standard Pack	Standard weight in kg	Standard volume in m ³
Reducing wall conduit for nozzles	21248	12	7.3	0.032

Ø 90 mm wall conduit



DESCRIPTION

PVC wall conduit. Cutting area of 120 mm for fitting it to the pool wall or floor. Ø 63 or Ø 75 connection, as required.

	Code	Standard Pack	Standard weight in kg	Standard volume in m ³
Ø 90/Ø 63-Ø 75 mm wall conduit	43590	9	7.3	0.033

For inlets:

Net'N'Clean: 43584

BCN 03: 43586 - 43587 - 43588 - 43589

Return inlet/suction nozzle for high flow rates: 41518 - 41519 - 41520 - 41521

Net'N'Clean nozzles



DESCRIPTION

Range of Net'N'Clean nozzles with four different outlets. S4 is recommended for pool floor and S1 or S2 for steps. Designed for concrete pools with glass tiling, liner pools and polyester pools. For in-ground pools, both adjustable and fixed nozzles are available, and for liner pools there are self-tapping nozzles or nozzles with metal inserts.

	Code	Standard Pack	Standard weight in kg	Standard volume in m ³
Nozzles				
For concrete pools:				
With swivel joint	26985	12	4.14	0.02
Fixed	26986	12	3.78	0.02
For polyester pools:				
Fixed	21209	12	4.14	0.02
For liner pools:				
Fixed, with PN10 metal insert	28500	12	5.05	0.034
Adjustable, with INSERTS	43584	12	5.64	0.033
Bodies				
For concrete pools:				
With swivel joint	65230	12	4.44	0.02
Fixed	65231	12	4.44	0.02
For polyester pools:				
Fixed	65232	12	4.44	0.02

Inner assembly kit



65234



65234CL090

65234CL129

65234CL144



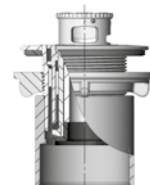
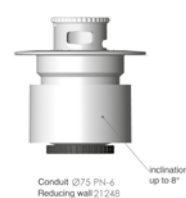
DESCRIPTION

Colours can be selected with the minimum number of parts. Existing pools can be renewed without any effort.

	Code	Standard Pack	Standard weight in kg	Standard volume in m ³
Inner assembly kit				
White	65234	12	4.4	0.031
Beige	65234CL090	12	4.4	0.031
Light grey	65234CL129	12	4.4	0.031
Anthracite grey	65234CL144	12	4.4	0.031



Concrete



HOSES

Hose connectors



	Code	Standard Pack	Standard weight in kg	Standard volume in m ³
Ø 38 mm for connections to inlets 16328, 16329, 16330, 21644, 21645, in white ABS	05684	12	1.0	0.003
Ø 50 mm connections to inlets 00315, grey PP	01392	12	1.0	0.006



Hose fitting

DESCRIPTION

White ABS plastic.

	Code	Standard Pack	Standard weight in kg	Standard volume in m ³
For Ø 38 mm hose, male thread 1½"	01393	12	1.0	0.006

HOSES

Hose cuffs



	Code	Standard Pack	Standard weight in kg	Standard volume in m ³
Made in flexible blue PVC				
For Ø 38 mm (01372) hose				
Only for vac inlets 24415	07958	12	2.0	0.003
For Ø 38 mm hose (01372)	01385	12	2.0	0.003
For Ø 50 mm hose (01373)	01386	12	3.0	0.010
Made in flexible white PVC				
For Ø 38 mm hose (01374-01375 01376-01377-01378)	01387	12	2.0	0.030
For Ø 50 mm hose (01379)	01388	12	3.0	0.010



Floating suction hose



DESCRIPTION

Transparent blue Polyethylene hose.

	Code	Standard Pack	Standard weight in kg	Standard volume in m ³
Ø 38 mm (1½")	01372	30 m	8.0	0.108
Ø 50 mm (2")	01373	30 m	14.0	0.192



Floating suction hose



DESCRIPTION

Made of blue polyethylene. Includes terminals, except in the 30-m hose (01374, 01379).

	Code	Standard Pack	Standard weight in kg	Standard volume in m ³
Ø 38 mm (1½")				
30 m	01374	1	12.0	0.192
15 m	01375	1	5.6	0.192
12 m	01376	1	4.5	0.192
10 m	01377	1	3.0	0.192
8 m	01378	1	3.0	0.192
Ø 50 mm (2")				
30 m	01379	1	15.0	0.240



Hose roller



DESCRIPTION

For hoses of up to 15 metres.

	Code	Standard Pack	Standard weight in kg	Standard volume in m ³
Hose roller	66042	1	2.4	0.05

3 TECHNOLOGIES FOR POOL CLEANING

To clean a pool, multiple parameters must be considered when **choosing an automatic cleaning equipment**: shape and lining of the pool, pool size, cleaning expectations, etc.

High technology Zodiac® cleaners match the different features of a pool, the cleaning time and every budget.

3 types of technologies are currently available: electric cleaning, hydraulic cleaning and pressure cleaning.

> ZODIAC® ELECTRIC ROBOTIC CLEANERS:

A HIGH-PERFORMANCE, STAND-ALONE SYSTEM

Separate from the filtration system and simply connected to the mains power, they are Plug&Play and **stand-alone equipment**.

With no action required and **programmable** (cleaning time, area to be covered, etc.), they reach every corner of the pool, climb the walls, clean the water line and collect impurities in their own filter basket.

There are different models for all types of pools and spas.



> ZODIAC® HYDRAULIC ROBOTIC CLEANERS:

A SIMPLE AND AFFORDABLE SOLUTION

Hydraulic robotic cleaners can be easily installed in the pool filtration system. In fact, they work on the energy produced by your pump.

Vacuum cleaners capture debris by suction and accumulate it in the pump pre-filter.

More affordable than electric cleaners, hydraulic cleaners are connected to a pool vacuum point or a skimmer and are **particularly suitable for the simplest pools** (with a flat floor or gentle slope or above-ground pools).

> AUTOMATIC POLARIS® CLEANERS:

THE POWER OF A HIGH-PRESSURE CLEAN

These cleaners **use the swimming pool's filtration pump as a power source** for even more efficient and precise high-pressure cleaning. Instead of being connected to the suction, pressure cleaners are connected to the pool water return, using the vacuum point converted to discharge. In this way, the pool skimmers remain active and maintain full surface filtration capacity.

Pressure cleaners work with a booster pump and have a canister that collects debris sucked in, preventing the pump pre-filter from becoming blocked.



To optimise the efficiency of these accessories, it is essential to **ensure they are compatible with the pool lining**, filtration equipment, environment, etc.

ELECTRIC POOL CLEANERS

A stand-alone and efficient solution

The electric robots combine **the best of Zodiac® technology.**

Thanks to the embedded cyclone suction, a patented Zodiac® technology, **the cleaning performance is maintained throughout the cleaning cycle.** They even capture the finest debris without filter clogging.

Separate from the filtration system, these Plug&Play devices trap debris in their own filter basket, making them stand-alone.



> TORNAX, EFFICIENCY PURE & SIMPLE

The Tornax robotic cleaner guarantees **efficient cleaning** of your pool, completely autonomously, thanks to its smart movement and its rotating brush, which removes debris before collecting it. Tornax is the **lightest** (5.5 kg) of all the Zodiac® robotic cleaners. It is feather-light, meaning it is quick, easy and **effortless** to operate. Tornax is designed not only to be easy to use but also easy to maintain, as the filter can be accessed from the top so it can be rinsed without touching the debris.



> VOYAGER™, EXCEPTIONAL AGILITY

With its patented cyclonic suction, VOYAGER™ range adapts to all pools and all coatings. Thanks to **embedded sensors** such as gyroscope or accelerometer, the robotic cleaner offers **excellent coverage of each pool.** Also remotely accessible via the iAqualink® application. Its helical brushes, its **dual-stage filter canister** (60 and 150 microns) and its large suction inlet of 23cm allow a thorough cleaning of all areas of the pool.



> VORTEX™ PRO 4WD, ULTIMATE POWER IN A 4 X 4 VERSION

Robotic cleaners from the Vortex™ PRO 4WD range are equipped with Zodiac® patented **extra-powerful and long-lasting suction.** Equipped with **4-wheel drive**, these robotic cleaners are truly all-terrain: they adapt to all kinds of surfaces, perfectly grip the walls and get over obstacles more easily. Most of Vortex™ PRO 4WD robotic cleaners also come with **Lift System** technology, so they are lighter when being removed from water (20% less effort).



> ALPHA iQ™, ULTRA-EFFICIENCY COMBINED WITH INTELLIGENCE

With its Sensor Nav System™, the ALPHA iQ™ range identifies the configuration of your pool **to optimise movements** and cleaning time. The patented cyclone suction guarantees **extremely powerful and long-lasting suction.** Thanks to its patented **Lift System**, ALPHA iQ™ is lighter when removing it from the water. Monitor cleaning progress at any time through the **intuitive interface** of the iAqualink® application. ALPHA iQ™ is **upgradeable** thanks to possible optimisations and automatic remote updates.



CYCLONIC SUCTION

Patented technology for powerful cleaning

> HOW DOES IT WORK?

Thanks to its unique design, Vortex cleaners feature **Cyclonic Suction** : the flow is **keeping debris in suspension inside the filter** and allows a longer lasting suction while **limiting the clogging**.

Robotic cleaners equipped with cyclonic suction can be found here:
VOYAGER™ , Alpha iQ™



LIFT SYSTEM

Patented innovation for easier removal from the water

> 20% LESS EFFORT

The robotic cleaner positions itself on the chosen wall and cleans right up to the water line. Then a powerful waterjet propels it from the water: **which means you can remove the robot from the water with just 20% of the effort**.

Robotic cleaners equipped with Lift system:
**RE 4600 iQ, RE 4700 iQ, RA 6300 iQ,
RA 6500 iQ, RA 6700 iQ, RA 6800 iQ and RA 6900 iQ**



SENSOR NAV SYSTEM™


Smart navigation system for efficient and customized cleaning

> PERSONALISED CLEANING OF EACH POOL

Sensor Nav System™ gathers different embedded features which enable **the robotic cleaners to learn all about each pool and to adapt its cleaning** in the smartest way.

- Recognition and analysis of the pool dimensions and shape to provide an optimized navigation pattern and cleaning time for each pool.
- Focusing on common dirty areas such as bottom of the walls or flat areas of the pool

Robotic cleaners equipped with Smart Nav system™:
Alpha iQ™





SWIVEL

Avoid cable tangling

> HOW DOES IT WORK?

Automatic swivel system prevents cable tangling during cleaner operation in the pool.

The cleaner efficiency is optimized and the cable storage is easier.

Robots equipped with Swivel: **RE 4700 iQ, RA 6300 iQ, RA 6500 iQ, RA 6700 iQ, RA 6800 iQ and RA 6900 iQ**



4-WHEEL DRIVE (4WD)

Effective cleaning of all surfaces

> GETTING OVER OBSTACLES MORE EASILY


Equipped with **4-wheel drive**, robots from the **Vortex™ PRO 4WD** and **ALPHA iQ™** ranges adapt to all situations.

> OPTIMAL COVERAGE AND PERFECT GRIP

Thanks to their excellent grip, robots from the **Vortex™ PRO 4WD** and **ALPHA iQ™** ranges get into the tiniest corners of the pool and clean **all kinds of surface**. The robots ensure **the pool is cleaned perfectly**.

Robotic cleaners equipped with 4 Wheel-drive:

RA 6300 iQ, RA 6500 iQ, RA 6700 iQ, RA 6800 iQ and RA 6900 iQ



DUAL STAGE FILTRATION

Finer filtration and long lasting suction

> 2 FILTERS FOR LONG LASTING SUCTION AND FINER DEBRIS PICK UP


These 2 combined filters offer a larger mesh surface that a standard filter which allows to postpone the clogging effects. This unique design also allows the ability to use the larger mesh filter alone, which can be very useful at the beginning of the season

> HOW DOES IT WORK?

2 imbricated filters : the dirty water flows through a coarse layer first (150µ) and a finer one after (60µ). The coarse filter will retain the larger debris and the finer one will then allow a finer filtration.








Robotic cleaners equipped with Dual-stage filtration:

RE 4300, RE 4400 iQ, RE 4600 iQ, RE 4700 iQ, RA 6800 iQ and RA 6900 iQ









ELECTRIC CLEANERS

A stand-alone and efficient solution

COMPARATIVE TABLE OF RANGES TECHNICAL SPECIFICATIONS		RT 2100	RT 3200	RE 4100	RE 4200	RE 4300	RE 4400 iQ	RE 4600 iQ
								
Types of pools	Surfaces	Liner, polyester hull, reinforced PVC, painted concrete, Tiles *	Liner, polyester hull, reinforced PVC, painted concrete, Tiles *	Tiles, liner, polyester hull, reinforced PVC, painted concrete	Tiles, liner, polyester hull, reinforced PVC, painted concrete	Tiles, liner, polyester hull, reinforced PVC, painted concrete	Tiles, liner, polyester hull, reinforced PVC, painted concrete	Tiles, liner, polyester hull, reinforced PVC, painted concrete
	Shapes	Rectangular, oval, free shape	Rectangular, oval, free shape	Rectangular, oval, free shape	Rectangular, oval, free shape	Rectangular, oval, free shape	Rectangular, oval, free shape	Rectangular, oval, free shape
	Bottom	Flat, gentle slope, composite slope	Flat, gentle slope, composite slope	Flat, gentle slope, composite slope, diamond shape	Flat, gentle slope, composite slope, diamond shape	Flat, gentle slope, composite slope, diamond shape	Flat, gentle slope, composite slope, diamond shape	Flat, gentle slope, composite slope, diamond shape
	Size	8 x 4 m (14 m cable)	9 x 4 m (16,5m cable)	9 x 4 m (15m cable)	10 x 5m (15m cable)	10 x 5m (15m cable)	12 x 6 m (18m cable)	12 x 6 m (18m cable)
Performance	Traction	Tracks - 1 motor	Tracks - 1 motor	Tracks - 2 motors	Tracks - 2 motors	Tracks - 2 motors	Tracks - 2 motors	Tracks - 2 motors
	Cleaning areas	Floor	Floor / walls	Floor / walls / waterline	Floor / walls / waterline	Floor / walls / waterline	Floor / walls / waterline	Floor / walls / waterline
	Cyclonic Suction	-	-	✓	✓	✓	✓	✓
	Filtering level	100µ	100µ	100µ	100µ	150/60µ	150/60µ	150/60µ
	Filter capacity	3 L	3 L	4 L	4 L	4 L	4 L	4 L
	Swivel	-	-	-	-	-	-	-
	Sensor Nav System™	-	-	-	-	-	-	-
	Remote control	-	-	-	-	-	-	✓ via the app
Type of brush	Standard	Standard	Helix shaped	Helix shaped	Helix shaped	Helix shaped	Helix shaped	
Cycles	Number of cycles	1	1	1	2	2	2	2
	Cleaning cycles	Floor	Floor / walls	Floor / walls / waterline	Floor only Floor / walls / waterline	Floor only Floor / walls / waterline	Floor only Floor / walls / waterline	Floor only Floor / walls / waterline
	Manual cleaning time adjustment	-	-	-	-	-	-	✓
Ease of use	iAqualink® app control	-	-	-	-	-	✓	✓
	Lift System	-	-	-	-	-	-	✓
	7-day timer	-	-	-	-	-	-	-
	Full filter indicator	-	-	-	-	-	-	-
	Transparent window	-	✓	-	✓	✓	✓	✓
	Illuminated filter	-	-	-	-	-	✓	✓
	Type of filter	Rigid Filter canister / Top access	Rigid Filter canister / Top access	Rigid Filter canister / Top access	Rigid Filter canister / Top access	Rigid Filter canister / Top access	Rigid Filter canister / Top access	Rigid Filter canister / Top access
Trolley	-	-	-	-	-	-	✓	
Advanced app features	Water temperature display	-	-	-	-	-	-	-
	Spot cleaning mode	-	-	-	-	-	-	-
Warranty	2 years	2 years	2 years	2 years	2 years	3 years**	3 years**	

*For optimal cleaner behavior in some tile pools, it might be necessary to use the specific tile brush accessory.

**2 years + 1 year if the cleaner is paired to iAqualink®

COMPARATIVE TABLE OF RANGES TECHNICAL SPECIFICATIONS		RE 4700 iQ	RA 6300 iQ	RA 6500 iQ	RA 6700 iQ	RA 6800 iQ	RA 6900 iQ
							
Types of pools	Surfaces	Tiles, liner, polyester hull, reinforced PVC, painted concrete	Tiles, liner, polyester hull, reinforced PVC, painted concrete	Tiles, liner, polyester hull, reinforced PVC, painted concrete	Tiles, liner, polyester hull, reinforced PVC, painted concrete	Tiles, liner, polyester hull, reinforced PVC, painted concrete	Tiles, liner, polyester hull, reinforced PVC, painted concrete
	Shapes	Rectangular, oval, free shape	Rectangular, oval, free shape	Rectangular, oval, free shape	Rectangular, oval, free shape	Rectangular, oval, free shape	Rectangular, oval, free shape
	Bottom	Flat, gentle slope, composite slope, diamond shape	Flat, gentle slope, composite slope, diamond shape	Flat, gentle slope, composite slope, diamond shape	Flat, gentle slope, composite slope, diamond shape	Flat, gentle slope, composite slope, diamond shape	Flat, gentle slope, composite slope, diamond shape
	Size	12 x 6 m (18m with Swivel cable)	12 x 6 m (18m with Swivel cable)	12 x 6 m (18m with Swivel cable)	15 x 7 m (21m with Swivel cable)	15 x 7 m (21m with Swivel cable)	20 x 10 m (25m with Swivel cable)
Performance	Traction	Tracks - 2 motors	4 wheel drive - 2 motors	4 wheel drive - 2 motors	4 wheel drive - 2 motors	4 wheel drive - 2 motors	4 wheel drive - 2 motors
	Cleaning areas	Floor / walls / waterline	Floor / walls / waterline	Floor / walls / waterline	Floor / walls / waterline	Floor / walls / waterline	Floor / walls / waterline
	Cyclonic Suction	✓	✓	✓	✓	✓	✓
	Filtering level	150/60µ	60µ	60µ	60µ	150/60µ	150/60µ
	Filter capacity	4 L	5 L	5 L	5 L	5 L	5 L
	Swivel	✓	✓	✓	✓	✓	✓
	Sensor Nav System™	-	✓	✓	✓	✓	✓
	Remote control	✓ via the app	-	✓ via the app	✓ via the app	✓ via the app	✓ via the app
Cycles	Type of brush	Helix shaped	Contact +	Contact +	Contact +	Contact +	Contact +
	Number of cycles	2	2	Multiple	Multiple	Multiple	Multiple
	Cleaning cycles	Floor only Floor / walls / waterline	Quick floor only Smart floor/ walls / waterline (calculated time)	Quick floor only Smart floor/ walls / waterline (calculated time) Ultra floor / walls / waterline	Quick floor only Smart floor/ walls / waterline (calculated time) Ultra floor / walls / waterline Waterline only	Quick floor only Smart floor/ walls / waterline (calculated time) Ultra floor / walls / waterline Waterline only	Multiple from 0h30 to 6h with preset cycles Quick floor only Smart floor/ walls / waterline (calculated time) Ultra floor / walls / waterline Waterline only
Ease of use	Manual cleaning time adjustment	✓	-	✓	✓	✓	✓
	iAqualink® app control	✓	✓	✓	✓	✓	✓
	Lift System	✓	✓	✓	✓	✓	✓
	7-day timer	-	-	✓	✓	✓	✓
	Full filter indicator	-	✓	✓	✓	✓	✓
	Transparent window	✓	✓	✓	✓	✓	✓
	Illuminated filter	✓	✓	✓	✓	✓	✓
	Type of filter	Rigid Filter canister / Top access	Rigid Filter canister / Top access	Rigid Filter canister / Top access	Rigid Filter canister / Top access	Rigid Filter canister / Top access	Rigid Filter canister / Top access
Advanced app features	Trolley	✓	✓	✓	✓	✓	✓
	Water temperature display	-	-	-	✓ (info in app)	✓ (info in app)	✓ (info in app)
	Spot cleaning mode	-	-	-	✓	✓	✓
Warranty	3 years**	4 years***	4 years***	4 years***	4 years***	4 years***	

**2 years + 1 year if the cleaner is paired to iAqualink®
 *** 3 years + 1 year if the cleaner is paired to iAqualink®

TORNAX

Efficiency, pure and simple



Cleans the pool floor
(RT 2100)



Cleans floor and walls
(RT 3200)



Light for effortless handling



Easy-to-clean filter

**COMPARATIVE
TABLE
OF RANGES**
TECHNICAL SPECIFICATIONS

		RT 2100	RT 3200
			
Types of pools	Surfaces	Liner, polyester hull, reinforced PVC, painted concrete, Tiles *	Liner, polyester hull, reinforced PVC, painted concrete, Tiles *
	Shapes	Rectangular, oval, free shape	Rectangular, oval, free shape
	Size	8 x 4 m (14 m cable)	9 x 4 m (16,5m cable)
Performance	Traction	Tracks - 1 motor	Tracks - 1 motor
	Cleaning areas	Floor	Floor / walls
	Cyclonic Suction	-	-
	Filtering level	100µ	100µ
	Filter capacity	3 L	3 L
	Swivel	-	-
	Sensor Nav System™	-	-
	Remote control	-	-
Cycles	Number of cycles	1	1
	Cleaning cycles	Floor	Floor / walls
	Manual cleaning time adjustment	-	-
Ease of use	iAqualink® app control	-	-
	Lift System	-	-
	7-day timer	-	-
	Full filter indicator	-	-
	Transparent window	-	✓
	Illuminated filter	-	-
	Type of filter	Rigid Filter canister / Top access	Rigid Filter canister / Top access
	Trolley	-	-
	Warranty	2 years	2 years

*For optimal cleaner behavior in some tile pools, it might be necessary to use the specific tile brush accessory.

ELECTRIC CLEANERS

RT 2100 - TORNAX PRO



EFFICIENCY, PURE AND SIMPLE

- + Efficient floor cleaning
- + Lightweight for effortless handling
- + Easy clean filter

REFERENCE PRICE

Standard Model	WR000092
----------------	----------

2 YEAR WARRANTY

ACCESSORIES INCLUDED IN THE PACK

Control box	Fine Filter canister 100µ	Control box base

FOR WHICH TYPE OF POOLS?

Types of pools	Private in-ground pools and above-ground pools with rigid walls, maximum 8 x 4 m
Pool shapes	Rectangular, oval, free shape
All Floors	Flat, gentle slope, composite slope
Pool surfaces	Liner, polyester hull, reinforced PVC, painted concrete, Tiles *

DESCRIPTION	
Cleaning areas	Floor
Number / Length of cleaning cycles	1 cycle - Floor : 2h30
Power supply	Autonomous, connected to 230V mains supply before the transformer
Steering	Pre-programmed
Drive system	Tracks - 1 motor
Transmission	Gear transmission
Brushes	Yes - front brush
Transparent window	No
Safety	Deck system, out of water safety, diagnostic, electronic motor protector
Filtration system / access	Rigid Filter canister with access over the cleaner
Units / pallet	36

TECHNICAL SPECIFICATIONS	
Number of motors	2
Control box supply	100-240 VAC ; 50 / 60 Hz
Power supply	30 VDC
Operating power	100 W
Cable length / Hose length	14 m
Cleaner size (L x W x h)	37 x 29 x 30 cm
Packaging size (L x W x h)	56 x 37 x 38 cm
Cleaner weight	5,5 kg
Packaging weight	10 kg
Filtering surface and level	480 cm ² / 100µ
Filtering capacity	3 L
Inlet suction size	17 cm

OPTIONAL ACCESSORIES (NOT INCLUDED)				
Ultra-fine filter canister 60µ	Fine filter canister 100µ	Large debris filter canister 200µ	Trolley	Special tile brush (unit)
R0763100	R0762900	R0763000	R0767600	R0774900

*For optimal cleaner behavior in some tile pools, it might be necessary to use the specific tile brush accessory.

ELECTRIC CLEANERS

RT 3200 - TORNAX PRO



EFFICIENCY, PURE AND SIMPLE

- + Efficient floor and walls cleaning
- + Lightweight for effortless handling
- + Easy clean filter

2 YEAR WARRANTY

REFERENCE PRICE

Standard Model	WR000093
----------------	----------

ACCESSORIES INCLUDED IN THE PACK

Control box	Fine Filter canister 100µ	Control box base

FOR WHICH TYPE OF POOLS?

Types of pools	Private in-ground pools and above-ground pools with rigid walls, maximum 9 x 4 m
Pool shapes	Rectangular, oval, free shape
All Floors	Flat, gentle slope, composite slope
Pool surfaces	Liner, polyester hull, reinforced PVC, painted concrete, Tiles *

DESCRIPTION	
Cleaning areas	Floor / walls
Number / Length of cleaning cycles	1 cycle - Floor / walls : 3h
Power supply	Autonomous, connected to 230V mains supply before the transformer
Steering	Pre-programmed
Drive system	Tracks - 1 motor
Transmission	Gear transmission
Brushes	Yes - front brush
Transparent window	Yes
Safety	Deck system, out of water safety, diagnostic, electronic motor protector
Filtration system / access	Rigid Filter canister with access over the cleaner
Units / pallet	36

TECHNICAL SPECIFICATIONS	
Number of motors	2
Control box supply	100-240 VAC ; 50 / 60 Hz
Power supply	30 VDC
Operating power	100 W
Cable length / Hose length	16,5m
Cleaner size (L x W x h)	37 x 29 x 30 cm
Packaging size (L x W x h)	56 x 37 x 38 cm
Cleaner weight	5,5 kg
Packaging weight	11 kg
Filtering surface and level	480 cm ² / 100µ
Filtering capacity	3 L
Inlet suction size	17 cm

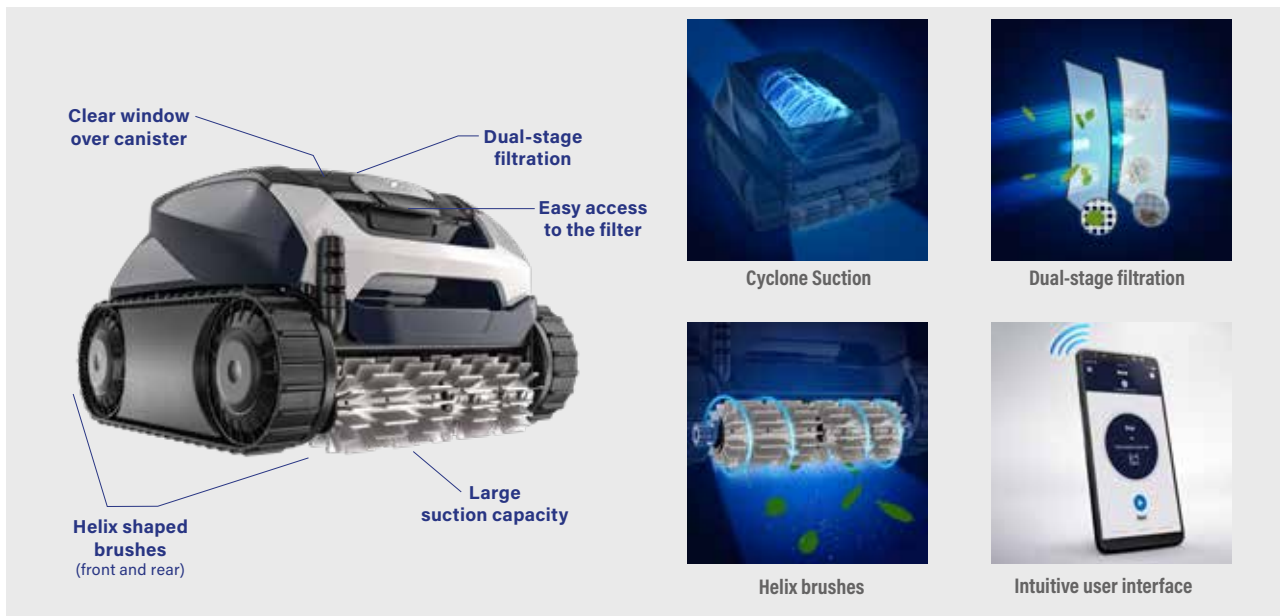
OPTIONAL ACCESSORIES (NOT INCLUDED)

Ultra-fine filter canister 60µ	Fine filter canister 100µ	Large debris filter canister 200µ	Trolley	Special tile brush (unit)
R0763100	R0762900	R0763000	R0767600	R0774900

*For optimal cleaner behavior in some tile pools, it might be necessary to use the specific tile brush accessory.

VOYAGER™



Exceptional Agility



**COMPARATIVE
TABLE
OF RANGES**
TECHNICAL SPECIFICATIONS

		RE 4100	RE 4200	RE 4300	RE 4400 iQ
Types of pools	Surfaces	Tiles, liner, polyester hull, reinforced PVC, painted concrete	Tiles, liner, polyester hull, reinforced PVC, painted concrete	Tiles, liner, polyester hull, reinforced PVC, painted concrete	Tiles, liner, polyester hull, reinforced PVC, painted concrete
	Shapes	Rectangular, oval, free shape	Rectangular, oval, free shape	Rectangular, oval, free shape	Rectangular, oval, free shape
	Bottom	Flat, gentle slope, composite slope, diamond shape	Flat, gentle slope, composite slope, diamond shape	Flat, gentle slope, composite slope, diamond shape	Flat, gentle slope, composite slope, diamond shape
	Size	9 x 4 m (15m cable)	10 x 5m (15m cable)	10 x 5m (15m cable)	12 x 6 m (18m cable)
Performance	Traction	Tracks - 2 motors	Tracks - 2 motors	Tracks - 2 motors	Tracks - 2 motors
	Cleaning areas	Floor / walls / waterline	Floor / walls / waterline	Floor / walls / waterline	Floor / walls / waterline
	Cyclonic Suction	✓	✓	✓	✓
	Filtering level	100µ	100µ	150/60µ	150/60µ
	Filter capacity	4 L	4 L	4 L	4 L
	Swivel	-	-	-	-
	Sensor Nav System™	-	-	-	-
	Remote control	-	-	-	-
Type of brush	Helix shaped	Helix shaped	Helix shaped	Helix shaped	
Cycles	Number of cycles	1	2	2	2
	Cleaning cycles	Floor / walls / waterline	Floor only Floor / walls / waterline	Floor only Floor / walls / waterline	Floor only Floor / walls / waterline
	Manual cleaning time adjustment	-	-	-	-
Ease of use	iAqualink® app control	-	-	-	✓
	Lift System	-	-	-	-
	7-day timer	-	-	-	-
	Full filter indicator	-	-	-	-
	Transparent window	-	✓	✓	✓
	Illuminated filter	-	-	-	✓
	Type of filter	Rigid Filter canister / Top access	Rigid Filter canister / Top access	Rigid Filter canister / Top access	Rigid Filter canister / Top access
Trolley	-	-	-	-	
Advanced features	Water temperature display	-	-	-	-
	Spot cleaning mode	-	-	-	-
Warranty		2 years	2 years	2 years	3 years*

*2 years + 1 year if the cleaner is paired to iAqualink®

		COMPARATIVE TABLE OF RANGES	
		RE 4600 iQ	RE 4700 iQ
			
TECHNICAL SPECIFICATIONS			
Types of pools	Surfaces	Tiles, liner, polyester hull, reinforced PVC, painted concrete	Tiles, liner, polyester hull, reinforced PVC, painted concrete
	Shapes	Rectangular, oval, free shape	Rectangular, oval, free shape
	Bottom	Flat, gentle slope, composite slope, diamond shape	Flat, gentle slope, composite slope, diamond shape
	Size	12 x 6 m (18m cable)	12 x 6 m (18m cable)
Performance	Traction	Tracks - 2 motors	Tracks - 2 motors
	Cleaning areas	Floor / walls / waterline	Floor / walls / waterline
	Cyclonic Suction	✓	✓
	Filtering level	150/60µ	150/60µ
	Filter capacity	4 L	4 L
	Swivel	-	✓
	Sensor Nav System™	-	-
	Remote control	✓ via the app	✓ via the app
Type of brush	Helix shaped	Helix shaped	
Cycles	Number of cycles	2	2
	Cleaning cycles	Floor only Floor / walls / waterline	Floor only Floor / walls / waterline
	Manual cleaning time adjustment	✓	✓
Ease of use	iAqualink® app control	✓	✓
	Lift System	✓	✓
	7-day timer	-	-
	Full filter indicator	-	-
	Transparent window	✓	✓
	Illuminated filter	✓	✓
	Type of filter	Rigid Filter canister / Top access	Rigid Filter canister / Top access
Trolley	✓	✓	
Advanced app features	Water temperature display	-	-
	Spot cleaning mode	-	-
	Warranty	3 years*	3 years*

*2 years + 1 year if the cleaner is paired to iAqualink®

ELECTRIC CLEANERS

RE 4100 - VOYAGER™



EXCEPTIONAL AGILITY

- + Optimal cleaning performance : Patented cyclonic suction / Helix shaped brush / Large suction capacity
- + Optimal coverage : Designed to work on all type of surface / Tracks / accelerometer & gyroscope sensors
- + Ease of use : Top access filter

REFERENCE PRICE

Standard Model	WR000498
----------------	----------



NEW IN 2023



ACCESSORIES INCLUDED IN THE PACK

Control box	Fine Filter canister 100µ	Control box base

FOR WHICH TYPE OF POOLS?

Types of pools	Private in-ground pools and above-ground pools with rigid walls, maximum 9 x 4 m
Pool shapes	Rectangular, oval, free shape
All Floors	Flat, gentle slope, composite slope, diamond shape
Pool surfaces	Tiles, liner, polyester hull, reinforced PVC, painted concrete

DESCRIPTION

Cleaning areas	Floor / walls / waterline
Number / Length of cleaning cycles	1 cycle : - Floor / walls / waterline : 2h
Cleaning cycles	1
Timer	No
Power supply	Autonomous, connected to 230V mains supply before the transformer
Steering	Pre-programmed
Drive system	Tracks - 2 motors
Transmission	Gear transmission
Pressure sensor	No
Brushes	Yes - front brush
Lift System	No
Transparent window	No
Full filter indicator	No
Remote control	No
Water temperature measurement	No
Safety	Deck system, out of water safety, diagnostic, electronic motor protector
Filtration system / access	Rigid Filter canister / Top access
Units / pallet	20

TECHNICAL SPECIFICATIONS

Number of motors	3
Control box supply	200-240 VAC ; 50 / 60 Hz
Power supply	30 VDC
Operating power	150 W
Cable length / Hose length	15m
Cleaner size (L x W x h)	43 x 40 x 30 cm
Packaging size (L x W x h)	56 x 56 x 37 cm
Cleaner weight	8 kg
Packaging weight	14kg
Filtering surface and level	526 cm ² / 100µ
Filtering capacity	4L
Inlet suction size	23 cm

OPTIONAL ACCESSORIES (NOT INCLUDED)

Main canister 200µ for single filter	Main canister 150µ for dual stage filter	Over canister 60µ for dual stage filter	Protective cover	Trolley
R0897700	R0897600	R0898100	R0568100	R0639500

ELECTRIC CLEANERS

RE 4200 - VOYAGER™



EXCEPTIONAL AGILITY

- + Optimal cleaning performance : Patented cyclonic suction / Helix shaped brushes / Large suction capacity
- + Integrated agility : Designed to work in all pool shapes or surfaces / Tracks / accelerometer & gyroscope sensors
- + Ease of use : Top access filter / transparent window

REFERENCE PRICE

Standard Model	WR000331
----------------	----------



ACCESSORIES INCLUDED IN THE PACK

Control box	Fine Filter canister 100µ	Control box base

FOR WHICH TYPE OF POOLS?

Types of pools	Private in-ground pools and above-ground pools with rigid walls, maximum 10 x 5m
Pool shapes	Rectangular, oval, free shape
All Floors	Flat, gentle slope, composite slope, diamond shape
Pool surfaces	Tiles, liner, polyester hull, reinforced PVC, painted concrete

DESCRIPTION

Cleaning areas	Floor / walls / waterline
Number / Length of cleaning cycles	2 cycles : - Floor only : 1h30 - Floor / walls / waterline : 2h30
Timer	No
Power supply	Autonomous, connected to 230V mains supply before the transformer
Steering	Pre-programmed
Drive system	Tracks - 2 motors
Transmission	Gear transmission
Pressure sensor	No
Brushes	Yes - front brushes
Lift System	No
Transparent window	Yes
Full filter indicator	No
Remote control	No
Water temperature measurement	No
Safety	Deck system, out of water safety, diagnostic, electronic motor protector
Filtration system / access	Rigid Filter canister / Top access
Units / pallet	20

TECHNICAL SPECIFICATIONS

Number of motors	3
Control box supply	200-240 VAC ; 50 / 60 Hz
Power supply	30 VDC
Operating power	150 W
Cable length / Hose length	15m
Cleaner size (L x W x h)	43 x 40 x 30 cm
Packaging size (L x W x h)	56 x 56 x 37 cm
Cleaner weight	8 kg
Packaging weight	14kg
Filtering surface and level	526 cm ² / 100µ
Filtering capacity	4L
Inlet suction size	23 cm

OPTIONAL ACCESSORIES (NOT INCLUDED)

Main canister 200µ for single filter	Main canister 150µ for dual stage filter	Over canister 60µ for dual stage filter	Protective cover	Trolley
R0897700	R0897600	R0898100	R0568100	R0639500

ELECTRIC CLEANERS

RE 4300 - VOYAGER™



EXCEPTIONAL AGILITY

- + Optimal cleaning performance : Patented cyclonic suction / Helix shaped brushes / Progressive dual stage filtration 150/60µ
- + Integrated agility : Designed to work in all pool shapes or surfaces / Tracks / accelerometer & gyroscope sensors
- + Ease of use : Top access filter / transparent window

REFERENCE PRICE

Standard Model	WR000449
----------------	----------



ACCESSORIES INCLUDED IN THE PACK

Control box	Dual Filter canister 60µ / 150µ	Control box base

FOR WHICH TYPE OF POOLS?

Types of pools	Private in-ground pools and above-ground pools with rigid walls, maximum 10 x 5m
Pool shapes	Rectangular, oval, free shape
All Floors	Flat, gentle slope, composite slope, diamond shape
Pool surfaces	Tiles, liner, polyester hull, reinforced PVC, painted concrete

DESCRIPTION

Cleaning areas	Floor / walls / waterline
Number / Length of cleaning cycles	2 cycles : - Floor only : 1h30 - Floor / walls / waterline : 2h30
Cleaning cycles	2
Timer	No
Power supply	Autonomous, connected to 230V mains supply before the transformer
Steering	Pre-programmed
Drive system	Tracks - 2 motors
Transmission	Gear transmission
Pressure sensor	No
Brushes	Yes - front brushes
Lift System	No
Transparent window	Yes
Full filter indicator	No
Remote control	No
Water temperature measurement	No
Safety	Deck system, out of water safety, diagnostic, electronic motor protector
Filtration system / access	Rigid Filter canister / Top access
Units / pallet	20

TECHNICAL SPECIFICATIONS

Number of motors	3
Control box supply	200-240 VAC ; 50 / 60 Hz
Power supply	30 VDC
Operating power	150 W
Cable length / Hose length	15m
Cleaner size (L x W x h)	43 x 40 x 30 cm
Packaging size (L x W x h)	56 x 56 x 37 cm
Cleaner weight	8 kg
Packaging weight	14kg
Filtration surface and level	1066 cm ² 150/60µ
Filtration capacity	4L
Inlet suction size	23 cm

OPTIONAL ACCESSORIES (NOT INCLUDED)

Main canister 100µ for single filter	Main canister 200µ for single filter	Protective cover	Trolley
R0897500	R0897700	R0568100	R0639500

ELECTRIC CLEANERS

RE 4400 iQ - VOYAGER™



3 YEAR WARRANTY*



EXCEPTIONAL AGILITY

- + Optimal cleaning performance : Patented cyclonic suction / Helix shaped brushes / progressive dual stage filtration 150/60µ
- + Integrated agility : Designed to work in all pool shapes or surfaces / Tracks / accelerometer & gyroscope sensors
- + Control via iAqualink® app : basic features
- + Ease of use : Top access filter / transparent window

REFERENCE PRICE

Standard Model

WR000327

ACCESSORIES INCLUDED IN THE PACK

Control box	Dual Filter canister 60µ and 150µ	Control box base	Free app

FOR WHICH TYPE OF POOLS?

Types of pools	Private in-ground pools and above-ground pools with rigid walls, maximum 12 x 6 m
Pool shapes	Rectangular, oval, free shape
All Floors	Flat, gentle slope, composite slope, diamond shape
Pool surfaces	Tiles, liner, polyester hull, reinforced PVC, painted concrete

DESCRIPTION

Cleaning areas	Floor / walls / waterline
Number / Length of cleaning cycles	2 cycles : - Floor only : 1h30 - Floor / walls / waterline : 2h30
Timer	No
Power supply	Autonomous, connected to 230V mains supply before the transformer
Steering	Pre-programmed
Drive system	Tracks - 2 motors
Transmission	Gear transmission
Pressure sensor	No
Brushes	Yes - front and rear brushes
Lift System	No
Transparent window	Yes
Full filter indicator	No
Remote control	No
Water temperature measurement	No
Safety	Deck system, out of water safety, diagnostic, electronic motor protector
Filtration system / access	Rigid Filter canister / Top access
Units / pallet	20

TECHNICAL SPECIFICATIONS

Number of motors	3
Control box supply	200-240 VAC ; 50 / 60 Hz
Power supply	30 VDC
Operating power	150 W
Cable length / Hose length	18m
Cleaner size (L x W x h)	43 x 40 x 30 cm
Packaging size (L x W x h)	56 x 56 x 37 cm
Cleaner weight	8 kg
Packaging weight	14kg
Filtering surface and level	1066 cm ² 150/60µ
Filtering capacity	4L
Inlet suction size	23 cm

OPTIONAL ACCESSORIES (NOT INCLUDED)

Main canister 100µ for single filter	Main canister 200µ for single filter	Protective cover	Trolley
R0897500	R0897700	R0568100	R0639500

* 2 years + 1 year if the cleaner is paired to iAqualink®

ELECTRIC CLEANERS

RE 4600 iQ - VOYAGER™



EXCEPTIONAL AGILITY

- + Optimal cleaning performance : Patented cyclonic suction / Helix shaped brushes / progressive dual stage filtration 150/60µ
- + Integrated agility : Designed to work in all pool shapes or surfaces / Tracks / accelerometer & gyroscope sensors
- + Control via iAqualink® app : advanced features
- + Ease of use : Top access filter / transparent window / trolley

REFERENCE PRICE

Standard Model	WR000323
----------------	----------

ACCESSORIES INCLUDED IN THE PACK

Trolley	Control box	Dual Filter canister 60µ and 150µ	Free app

FOR WHICH TYPE OF POOLS?

Types of pools	Private in-ground pools and above-ground pools with rigid walls, maximum 12 x 6 m
Pool shapes	Rectangular, oval, free shape
All Floors	Flat, gentle slope, composite slope, diamond shape
Pool surfaces	Tiles, liner, polyester hull, reinforced PVC, painted concrete

DESCRIPTION

Cleaning areas	Floor / walls / waterline
Number / Length of cleaning cycles	2 cycles : - Floor only : 1h30 - Floor / walls / waterline : 2h30
Timer	No
Power supply	Autonomous, connected to 230V mains supply before the transformer
Steering	Pre-programmed
Drive system	Tracks - 2 motors
Transmission	Gear transmission
Pressure sensor	No
Brushes	Yes - front and rear brushes
Lift System	Yes
Transparent window	Yes
Full filter indicator	No
Remote control	Yes via the app
Water temperature measurement	No
Safety	Deck system, out of water safety, diagnostic, electronic motor protector
Filtration system / access	Rigid Filter canister / Top access
Units / pallet	16

TECHNICAL SPECIFICATIONS

Number of motors	3
Control box supply	200-240 VAC ; 50 / 60 Hz
Power supply	30 VDC
Operating power	150 W
Cable length / Hose length	18m
Cleaner size (L x W x h)	43 x 40 x 30 cm
Packaging size (L x W x h)	56 x 56 x 47 cm
Cleaner weight	8 kg
Packaging weight	15 kg
Filtering surface and level	1066 cm ² 150/60µ
Filtering capacity	4L
Inlet suction size	23 cm

OPTIONAL ACCESSORIES (NOT INCLUDED)

Main canister 100µ for single filter	Main canister 200µ for single filter	Protective cover
R0897500	R0897700	R0568100

* 2 years + 1 year if the cleaner is paired to iAqualink®

ELECTRIC CLEANERS

RE 4700 iQ - VOYAGER™



EXCEPTIONAL AGILITY

- + Optimal cleaning performance : Patented cyclonic suction / Helix shaped brushes / Progressive dual stage filtration 150/60µ / Swivel
- + Integrated agility : Designed to work in all pool shapes or surfaces / Tracks / accelerometer & gyroscope sensors
- + Control via iAqualink® app : advanced features
- + Ease of use : Top access filter / transparent window



NEW IN 2023



iAquaLink CONTROL



REFERENCE PRICE

Standard Model	WR000499
----------------	----------

ACCESSORIES INCLUDED IN THE PACK

Trolley	Control box	Dual Filter canister 60µ / 150µ	Free app	Swivel

FOR WHICH TYPE OF POOLS?

Types of pools	Private in-ground pools and above-ground pools with rigid walls, maximum 12 x 6 m
Pool shapes	Rectangular, oval, free shape
All Floors	Flat, gentle slope, composite slope, diamond shape
Pool surfaces	Tiles, liner, polyester hull, reinforced PVC, painted concrete

DESCRIPTION

Cleaning areas	Floor / walls / waterline
Number / Length of cleaning cycles	2 cycles : - Floor only : 1h30 - Floor / walls / waterline : 2h30
Cleaning cycles	2
Timer	No
Power supply	Autonomous, connected to 230V mains supply before the transformer
Steering	Pre-programmed
Drive system	Tracks - 2 motors
Transmission	Gear transmission
Pressure sensor	No
Brushes	Yes - front and rear brushes
Lift System	Yes
Transparent window	Yes
Full filter indicator	No
Remote control	Yes via the app
Water temperature measurement	No
Safety	Deck system, out of water safety, diagnostic, electronic motor protector
Filtration system / access	Rigid Filter canister / Top access
Units / pallet	16

TECHNICAL SPECIFICATIONS

Number of motors	3
Control box supply	200-240 VAC ; 50 / 60 Hz
Power supply	30 VDC
Operating power	150 W
Cable length / Hose length	18m
Cleaner size (L x W x h)	43 x 40 x 30 cm
Packaging size (L x W x h)	56 x 56 x 47 cm
Cleaner weight	8 kg
Packaging weight	15 kg
Filtering surface and level	1066 cm ² 150/60µ
Filtering capacity	4L
Inlet suction size	23 cm

OPTIONAL ACCESSORIES (NOT INCLUDED)

Main canister 100µ for single filter	Main canister 200µ for single filter	Protective cover
R0897500	R0897700	R0568100

* 2 years + 1 year if the cleaner is paired to iAqualink®

ALPHA IQ™

Ultra-efficiency combined with intelligence

RA 6700 iQ model



SensorNavSystem™

- Smart cycle: calculates the optimal cleaning time for each pool
- Pressure sensor: provides superior wall climbing and waterline cleaning
- Water Temperature Sensor

iAquaLink® CONTROL


- Wi-Fi Control through iAqualink® App
- Remote control mode
- 7 days timer
- Lift System
- Choose start, stop and monitor the cycles
- Smart cleaning mode
- Display of water temperature

4 YEARS WARRANTY

3 years + 1 additional year if the robot is paired with the iAqualink® application*
*See conditions in the warranty guide

ALPHA iQ™ PRO

Ultra-efficiency combined with intelligence





**COMPARATIVE
TABLE
OF RANGES**
TECHNICAL SPECIFICATIONS

	Alpha 63 iQ Bio	RA 6300 iQ	RA 6500 iQ	RA 6700 iQ
Types of pools	Surfaces Tiles, liner, polyester hull, reinforced PVC, painted concrete	Surfaces Tiles, liner, polyester hull, reinforced PVC, painted concrete	Surfaces Tiles, liner, polyester hull, reinforced PVC, painted concrete	Surfaces Tiles, liner, polyester hull, reinforced PVC, painted concrete
	Shapes Rectangular, oval, free shape	Shapes Rectangular, oval, free shape	Shapes Rectangular, oval, free shape	Shapes Rectangular, oval, free shape
	Size Natural and biological swimming pools, maximum 12 x 6 m (18m with Swivel cable)	Size 12 x 6 m (18m with Swivel cable)	Size 12 x 6 m (18m with Swivel cable)	Size 15 x 7 m (21m with Swivel cable)
Performance	Traction 4 wheel drive - 2 motors	Traction 4 wheel drive - 2 motors	Traction 4 wheel drive - 2 motors	Traction 4 wheel drive - 2 motors
	Cleaning areas Floor / walls / waterline	Cleaning areas Floor / walls / waterline	Cleaning areas Floor / walls / waterline	Cleaning areas Floor / walls / waterline
	Cyclonic Suction ✓	Cyclonic Suction ✓	Cyclonic Suction ✓	Cyclonic Suction ✓
	Filtering level 400µ	Filtering level 60µ	Filtering level 60µ	Filtering level 60µ
	Filter capacity 5 L	Filter capacity 5 L	Filter capacity 5 L	Filter capacity 5 L
	Swivel ✓	Swivel ✓	Swivel ✓	Swivel ✓
	Sensor Nav System™ ✓	Sensor Nav System™ ✓	Sensor Nav System™ ✓	Sensor Nav System™ ✓
	Remote control -	Remote control -	Remote control (with app)	Remote control (with app)
	Pressure Sensor -	Pressure Sensor -	Pressure Sensor ✓	Pressure Sensor ✓
	Type of brush Contact +	Type of brush Contact +	Type of brush Contact +	Type of brush Contact +
Cycles	Number of cycles 2	Number of cycles 2	Number of cycles Multiple	Number of cycles Multiple
	Cleaning cycles Quick floor only Smart floor/ walls / waterline (calculated time)	Cleaning cycles Quick floor only Smart floor/ walls / waterline (calculated time)	Cleaning cycles Quick floor only Smart floor/ walls / waterline (calculated time) Ultra floor / walls / waterline	Cleaning cycles Quick floor only Smart floor/ walls / waterline (calculated time) Ultra floor / walls / waterline Waterline only
	Manual cleaning time adjustment -	Manual cleaning time adjustment -	Manual cleaning time adjustment ✓	Manual cleaning time adjustment ✓
Ease of use	iAqualink® app control ✓	iAqualink® app control ✓	iAqualink® app control ✓	iAqualink® app control ✓
	Lift System ✓	Lift System ✓	Lift System ✓	Lift System ✓
	7-day timer -	7-day timer -	7-day timer ✓	7-day timer ✓
	Full filter indicator ✓	Full filter indicator ✓	Full filter indicator ✓	Full filter indicator ✓
	Transparent window ✓	Transparent window ✓	Transparent window ✓	Transparent window ✓
	Illuminated filter ✓	Illuminated filter ✓	Illuminated filter ✓	Illuminated filter ✓
	Type of filter Rigid Filter canister / Top access	Type of filter Rigid Filter canister / Top access	Type of filter Rigid Filter canister / Top access	Type of filter Rigid Filter canister / Top access
	Trolley ✓	Trolley ✓	Trolley ✓	Trolley ✓
Advanced app features	Water temperature display -	Water temperature display -	Water temperature display -	Water temperature display ✓ (info in app)
	Spot cleaning mode -	Spot cleaning mode -	Spot cleaning mode -	Spot cleaning mode ✓
	Warranty 4 years*	Warranty 4 years*	Warranty 4 years*	Warranty 4 years*

* 3 years + 1 year if the cleaner is paired to iAqualink®

**COMPARATIVE
TABLE
OF RANGES**
TECHNICAL SPECIFICATIONS

		RA 6800 iQ	RA 6900 iQ
			
Types of pools	Surfaces	Tiles, liner, polyester hull, reinforced PVC, painted concrete	Tiles, liner, polyester hull, reinforced PVC, painted concrete
	Shapes	Rectangular, oval, free shape	Rectangular, oval, free shape
	Size	15 x 7 m (21m with Swivel cable)	20 x 10 m (25m with Swivel cable)
Performance	Traction	4 wheel drive - 2 motors	4 wheel drive - 2 motors
	Cleaning areas	Floor / walls / waterline	Floor / walls / waterline
	Cyclonic Suction	✓	✓
	Filtering level	150 and 60µ	150 and 60µ
	Filter capacity	5 L	5 L
	Swivel	✓	✓
	Sensor Nav System™	✓	✓
	Remote control	(with app)	(with app)
	Pressure Sensor	✓	✓
Type of brush	Contact +	Contact +	
Cycles	Number of cycles	Multiple	Multiple
	Cleaning cycles	Quick floor only Smart floor/ walls / waterline (calculated time) Ultra floor / walls / waterline Waterline only	Multiple from 0h30 to 6h with preset cycles Quick floor only Smart floor/ walls / waterline (calculated time) Ultra floor / walls / waterline Waterline only
	Manual cleaning time adjustment	✓	✓
Ease of use	iAqualink® app control	✓	✓
	Lift System	✓	✓
	7-day timer	✓	✓
	Full filter indicator	✓	✓
	Transparent window	✓	✓
	Illuminated filter	✓	✓
	Type of filter	Rigid Filter canister / Top access	Rigid Filter canister / Top access
	Trolley	✓	✓
Advanced app features	Water temperature display	✓ (info in app)	✓ (info in app)
	Spot cleaning mode	✓	✓
	Warranty	4 years*	4 years*

* 3 years + 1 year if the cleaner is paired to iAqualink®

Alpha 63 iQ Bio

ALPHA iQ™ PRO



4
YEAR
WARRANTY*

Sensor
Nav
System™

PATENTED
CYCLONE
SUCTION

PATENTED
LIFT SYSTEM*

AquaLink
CONTROL

BIO POOL

ULTRA-EFFICIENCY COMBINED WITH INTELLIGENCE FOR NATURAL AND BIOLOGICAL SWIMMING POOLS

- + Sensor Nav Sytem™: intelligent and personalised cleaning
- + Ultra-powerful & long lasting suction
- + Effortless removal from water
- + Wi-fi connected : intuitive interface and advanced functionalities in app from everywhere

REFERENCE PRICE

Standard Model

WR000277

ACCESSORIES INCLUDED IN THE PACK

Trolley	Control box	Filter canister 400µ	Contact + Brushes	Swivel	Free app

FOR WHICH TYPE OF POOLS?

Types of pools	natural and biological swimming pools, maximum 12 x 6 m
Pool shapes	Rectangular, oval, free shape
All Floors	Flat, gentle slope, composite slope, diamond shape
Pool surfaces	Tiles, liner, polyester hull, reinforced PVC, painted concrete

DESCRIPTION

Cleaning areas	Floor / walls / waterline
Number / Length of cleaning cycles	2 cycles - Quick: floor only 1h15 - Smart: floor/ walls / waterline (calculated time)
Timer	No
Power supply	Autonomous, connected to 230V mains supply before the transformer
Steering	Pre-programmed
Drive system	4 wheel drive - 2 motors
Transmission	Gear transmission
Pressure sensor	No
Brushes	Yes (Contact + Brushes)
Lift System	Yes
Transparent window	Yes
Full filter indicator	Yes
Remote control	No
Water temperature measurement	No
Safety	Deck system, out of water safety, diagnostic, electronic motor protector
Filtration system / access	Rigid Filter canister with access over the cleaner
Units / pallet	16

TECHNICAL SPECIFICATIONS

Number of motors	3
Control box supply	200-240 VAC ; 50 / 60 Hz
Power supply	30 VDC
Operating power	150 W
Cable length / Hose length	18m with Swivel
Cleaner size (L x W x h)	43 x 48 x 27 cm
Packaging size (L x W x h)	56 x 56 x 46 cm
Cleaner weight	10 kg
Packaging weight	19,7 kg
Filtering surface and level	1180 cm ² / 400µ
Filtering capacity	5 L
Inlet suction size	24,5 cm

OPTIONAL ACCESSORIES (NOT INCLUDED)

Ultra-fine filter canister 60µ	Fine filter canister 100µ	Large debris filter canister 200µ	Protective cover
R0863500	R0863600	R0863700	R0568100

* 3 years + 1 year if the cleaner is paired to iAqualink®

ELECTRIC CLEANERS

RA 6300 iQ - ALPHA iQ™ PRO



ULTRA-EFFICIENCY COMBINED WITH INTELLIGENCE

- + Sensor Nav Sytem™: intelligent and personalised cleaning
- + Ultra-powerful & long lasting suction
- + Effortless removal from water
- + Wi-fi connected : intuitive interface and advanced functionalities in app from everywhere

4 YEAR
WARRANTY**



REFERENCE PRICE

Standard Model	WR000199
----------------	----------



ACCESSORIES INCLUDED IN THE PACK

Trolley	Control box	Ultra-Fine Filter canister 60µ	Contact + Brushes	Swivel	Free app

FOR WHICH TYPE OF POOLS?

Types of pools	Private in-ground pools and above-ground pools with rigid walls, maximum 12 x 6 m
Pool shapes	Rectangular, oval, free shape
All Floors	Flat, gentle slope, composite slope, diamond shape
Pool surfaces	Tiles, liner, polyester hull, reinforced PVC, painted concrete

DESCRIPTION

Cleaning areas	Floor / walls / waterline
Number / Length of cleaning cycles	2 cycles - Quick: floor only 1h15 - Smart: floor/ walls / waterline (calculated time)
Timer	No
Power supply	Autonomous, connected to 230V mains supply before the transformer
Steering	Pre-programmed
Drive system	4 wheel drive - 2 motors
Transmission	Gear transmission
Pressure sensor	No
Brushes	Yes (Contact + Brushes)
Lift System	Yes
Transparent window	Yes
Full filter indicator	Yes
Remote control	No
Water temperature measurement	No
Safety	Deck system, out of water safety, diagnostic, electronic motor protector
Filtration system / access	Rigid Filter canister with access over the cleaner
Units / pallet	16

TECHNICAL SPECIFICATIONS

Number of motors	3
Control box supply	200-240 VAC ; 50 / 60 Hz
Power supply	30 VDC
Operating power	150 W
Cable length / Hose length	18m with Swivel
Cleaner size (L x W x h)	43 x 48 x 27 cm
Packaging size (L x W x h)	56 x 56 x 46 cm
Cleaner weight	10 kg
Packaging weight	19,7 kg
Filtering surface and level	1180 cm ² / 60µ
Filtering capacity	5 L
Inlet suction size	24,5 cm

OPTIONAL ACCESSORIES (NOT INCLUDED)

Ultra-fine filter canister 60µ	Fine filter canister 100µ	Large debris filter canister 200µ	Protective cover
R0863500	R0863600	R0863700	R0568100

* 3 years + 1 year if the cleaner is paired to iAqualink®

ELECTRIC CLEANERS

RA 6500 iQ - ALPHA iQ™ PRO



ULTRA-EFFICIENCY COMBINED WITH INTELLIGENCE

- + Sensor Nav Sytem™: intelligent and personalised cleaning
- + Ultra-powerful & long lasting suction
- + Effortless removal from water
- + Wi-fi connected : intuitive interface and advanced functionalities in app from everywhere

4 YEAR WARRANTY**

Sensor Nav System™

PATENTED CYCLONE SUCTION

PATENTED LIFT SYSTEM®

iAquaLink CONTROL

REFERENCE PRICE

Standard Model	WR000198
----------------	----------

ACCESSORIES INCLUDED IN THE PACK

Trolley	Control box	Ultra-Fine Filter canister 60µ	Contact + Brushes	Swivel	Free app

FOR WHICH TYPE OF POOLS?

Types of pools	Private in-ground pools and above-ground pools with rigid walls, maximum 12 x 6 m
Pool shapes	Rectangular, oval, free shape
All Floors	Flat, gentle slope, composite slope, diamond shape
Pool surfaces	Tiles, liner, polyester hull, reinforced PVC, painted concrete

DESCRIPTION

Cleaning areas	Floor / walls / waterline
Number / Length of cleaning cycles	Multiple from 0h30 to 3h30 with preset cycles: - Quick: floor only 1h15 - Smart: floor/ walls / waterline (calculated time) - Ultra: floor / walls / waterline (2h45)
Timer	7-days
Power supply	Autonomous, connected to 230V mains supply before the transformer
Steering	Pre-programmed
Drive system	4 wheel drive - 2 motors
Transmission	Gear transmission
Pressure sensor	Yes
Brushes	Yes (Contact + Brushes)
Lift System	Yes
Transparent window	Yes
Full filter indicator	Yes
Remote control	Remote control mode (with app)
Water temperature measurement	No
Safety	Deck system, out of water safety, diagnostic, electronic motor protector
Filtration system / access	Rigid Filter canister with access over the cleaner
Units / pallet	16

TECHNICAL SPECIFICATIONS

Number of motors	3
Control box supply	200-240 VAC ; 50 / 60 Hz
Power supply	30 VDC
Operating power	150 W
Cable length / Hose length	18m with Swivel
Cleaner size (L x W x h)	43 x 48 x 27 cm
Packaging size (L x W x h)	56 x 56 x 46 cm
Cleaner weight	10 kg
Packaging weight	19,9 kg
Filtering surface and level	1180 cm ² / 60µ
Filtering capacity	5 L
Inlet suction size	24,5 cm

OPTIONAL ACCESSORIES (NOT INCLUDED)

Ultra-fine filter canister 60µ	Fine filter canister 100µ	Large debris filter canister 200µ	Protective cover
R0863500	R0863600	R0863700	R0568100

* 3 years + 1 year if the cleaner is paired to iAqualink®

ELECTRIC CLEANERS

RA 6700 iQ - ALPHA iQ™ PRO



ULTRA-EFFICIENCY COMBINED WITH INTELLIGENCE

- + Sensor Nav Sytem™: intelligent and personalised cleaning
- + Ultra-powerful & long lasting suction
- + Effortless removal from water
- + Wi-fi connected : intuitive interface and advanced functionalities in app from everywhere

4 YEAR WARRANTY**



REFERENCE PRICE

Standard Model	WR000197
----------------	----------



ACCESSORIES INCLUDED IN THE PACK

Trolley	Control box	Ultra-Fine Filter canister 60µ	Contact + Brushes	Swivel	Free app

FOR WHICH TYPE OF POOLS?

Types of pools	Private in-ground pools and above-ground pools with rigid walls, maximum 15 x 7 m
Pool shapes	Rectangular, oval, free shape
All Floors	Flat, gentle slope, composite slope, diamond shape
Pool surfaces	Tiles, liner, polyester hull, reinforced PVC, painted concrete

DESCRIPTION

Cleaning areas	Floor / walls / waterline
Number / Length of cleaning cycles	Multiple from 0h30 to 3h30 with preset cycles: - Quick: floor only 1h15 - Smart: floor/ walls / waterline (calculated time) - Ultra: floor / walls / waterline (2h45) - Waterline only: 0h45
Timer	7-days
Power supply	Autonomous, connected to 230V mains supply before the transformer
Steering	Pre-programmed
Drive system	4 wheel drive - 2 motors
Transmission	Gear transmission
Pressure sensor	Yes
Brushes	Yes (Contact + Brushes)
Lift System	Yes
Transparent window	Yes
Full filter indicator	Yes
Remote control	Remote control mode (with app)
Water temperature measurement	Yes (info in app)
Safety	Deck system, out of water safety, diagnostic, electronic motor protector
Filtration system / access	Rigid Filter canister with access over the cleaner
Units / pallet	16

TECHNICAL SPECIFICATIONS

Number of motors	3
Control box supply	200-240 VAC ; 50 / 60 Hz
Power supply	30 VDC
Operating power	150 W
Cable length / Hose length	21m with Swivel
Cleaner size (L x W x h)	43 x 48 x 27 cm
Packaging size (L x W x h)	56 x 56 x 46 cm
Cleaner weight	10 kg
Packaging weight	20,2 kg
Filtering surface and level	1180 cm ² / 60µ
Filtering capacity	5 L
Inlet suction size	24,5 cm

OPTIONAL ACCESSORIES (NOT INCLUDED)

Ultra-fine filter canister 60µ	Fine filter canister 100µ	Large debris filter canister 200µ	Protective cover
R0863500	R0863600	R0863700	R0568100

* 3 years + 1 year if the cleaner is paired to iAqualink®



ELECTRIC CLEANERS

RA 6800 iQ - ALPHA iQ™ PRO



ULTRA-EFFICIENCY COMBINED WITH INTELLIGENCE

- + Sensor Nav Sytem™: intelligent and personalised cleaning
- + Ultra-powerful & long lasting suction
- + Dual-Stage filtration
- + Effortless removal from water
- + Wi-fi connected : intuitive interface and advanced functionalities in app from everywhere



REFERENCE PRICE

Standard Model

WR000295

ACCESSORIES INCLUDED IN THE PACK

Trolley	Control box	Dual-Stage filter 150 + 60µ (with possibility to use 150µ alone)	Contact + Brushes	Swivel	Free app

FOR WHICH TYPE OF POOLS?

Types of pools	Private in-ground pools and above-ground pools with rigid walls, maximum 15 x 7 m
Pool shapes	Rectangular, oval, free shape
All Floors	Flat, gentle slope, composite slope, diamond shape
Pool surfaces	Tiles, liner, polyester hull, reinforced PVC, painted concrete

DESCRIPTION

Cleaning areas	Floor / walls / waterline
Number / Length of cleaning cycles	Multiple from 0h30 to 3h30 with preset cycles: - Quick: floor only 1h15 - Smart: floor/ walls / waterline (calculated time) - Ultra: floor / walls / waterline (2h45) - Waterline only: 0h45
Timer	7-days
Power supply	Autonomous, connected to 230V mains supply before the transformer
Steering	Pre-programmed
Drive system	4 wheel drive - 2 motors
Transmission	Gear transmission
Pressure sensor	Yes
Brushes	Yes (Contact + Brushes)
Lift System	Yes
Transparent window	Yes
Full filter indicator	Yes
Remote control	Remote control mode (with app)
Water temperature measurement	Yes (info in app)
Safety	Deck system, out of water safety, diagnostic, electronic motor protector
Filtration system / access	Rigid Filter canister with access over the cleaner
Units / pallet	16

TECHNICAL SPECIFICATIONS

Number of motors	3
Control box supply	200-240 VAC ; 50 / 60 Hz
Power supply	30 VDC
Operating power	150 W
Cable length / Hose length	21m with Swivel
Cleaner size (L x W x h)	43 x 48 x 27 cm
Packaging size (L x W x h)	56 x 56 x 46 cm
Cleaner weight	10 kg
Packaging weight	20,5 kg
Filtering surface and level	1827 cm ² / 150 and 60µ
Filtering capacity	5 L
Inlet suction size	24,5 cm

OPTIONAL ACCESSORIES (NOT INCLUDED)

Coarse filter 150µ for stand alone or Dual-Stage use	Ultra-fine filter 60µ for Dual-Stage use	Fine filter canister 100µ	Large debris filter canister 200µ	Ultra-fine filter canister 60µ	Protective cover
R0913300	R0913400	R0863600	R0863700	R0863500	R0568100

* 3 years + 1 year if the cleaner is paired to iAqualink®



ELECTRIC CLEANERS

RA 6900 iQ - ALPHA iQ™ PRO



ULTRA-EFFICIENCY COMBINED WITH INTELLIGENCE

- + Sensor Nav Sytem™: intelligent and personalised cleaning
- + Ultra-powerful & long lasting suction
- + Dual-Stage filtration
- + Effortless removal from water
- + Wi-fi connected : intuitive interface and advanced functionalities in app from everywhere

4
YEAR
WARRANTY**

Sensor
Nav
System

PATENTED
CYCLONE
SUCTION

DUAL
FILTRATION

PATENTED
LIFT SYSTEM*

iAquaLink
CONTROL

REFERENCE PRICE

Standard Model	WR000296
----------------	----------

ACCESSORIES INCLUDED IN THE PACK

Trolley	Control box	Dual-Stage filter 150 + 60µ (with possibility to use 150µ alone)	Contact + Brushes	Swivel	Free app

FOR WHICH TYPE OF POOLS?

Types of pools	Private in-ground pools and above-ground pools with rigid walls, maximum 20 x 10 m
Pool shapes	Rectangular, oval, free shape
All Floors	Flat, gentle slope, composite slope, diamond shape
Pool surfaces	Tiles, liner, polyester hull, reinforced PVC, painted concrete

DESCRIPTION

Cleaning areas	Floor / walls / waterline
Number / Length of cleaning cycles	Multiple from 0h30 to 6h with preset cycles: - Quick: floor only 1h15 - Smart: floor/ walls / waterline (calculated time) - Ultra: floor / walls / waterline (2h45) - Waterline only: 0h45
Timer	7-days
Power supply	Autonomous, connected to 230V mains supply before the transformer
Steering	Pre-programmed
Drive system	4 wheel drive - 2 motors
Transmission	Gear transmission
Pressure sensor	Yes
Brushes	Yes (Contact + Brushes)
Lift System	Yes
Transparent window	Yes
Full filter indicator	Yes
Remote control	Remote control mode (with app)
Water temperature measurement	Yes (info in app)
Safety	Deck system, out of water safety, diagnostic, electronic motor protector
Filtration system / access	Rigid Filter canister with access over the cleaner
Units / pallet	16

TECHNICAL SPECIFICATIONS

Number of motors	3
Control box supply	200-240 VAC ; 50 / 60 Hz
Power supply	30 VDC
Operating power	150 W
Cable length / Hose length	25m with Swivel
Cleaner size (L x W x h)	43 x 48 x 27 cm
Packaging size (L x W x h)	56 x 56 x 46 cm
Cleaner weight	10 kg
Packaging weight	20,9 kg
Filtering surface and level	1827 cm ² / 150 and 60µ
Filtering capacity	5 L
Inlet suction size	24,5 cm

OPTIONAL ACCESSORIES (NOT INCLUDED)

Coarse filter 150µ for stand alone or Dual-Stage use	Ultra-fine filter 60µ for Dual-Stage use	Fine filter canister 100µ	Large debris filter canister 200µ	Ultra-fine filter canister 60µ	Protective cover
R0913300	R0913400	R0863600	R0863700	R0863500	R0568100

* 3 years + 1 year if the cleaner is paired to iAqualink®

DIAGNOSTIC TOOLS

DIAG BOX

- + Simple system with display for off-line use (without a PC)
- + Possible out-of-water testing in off-line mode
- + Can be connected to a PC for full diagnostic check
- + Multiple light panel provided with colour coding for all products



WHICH PRODUCTS?

All Vortex™ products (including Vortex™1) All TornaX™
All CyclonX™ products
Lazernaut NT, Cybernaut™ NT (2010 ONWARDS)








TESTED ELEMENTS?

In off-line mode: box/motor block/cable/remote control

Voyager/XA Type/CNX, Alpha iQ platforms cannot be diagnose with the Diag Box.
The diagnostic must be performed with its own control box (by entering in Diagnostic mode. See details in the technical procedure or with an Alpha iQ control box which diag Alpha iQ & Voyager/XA Type/CNX models too).

PRODUCT REFERENCE

Product reference: R0685300

Robot type	Elements to be tested	Type of cable to be connected
CyclonX™	Robot	GREY adapter 
	Control unit	BLUE adapter 
Vortex™ TornaX	Motor block	BROWN adapter 
	Robot	Robot floating cable 
Vortex™1	Control unit	GREEN adapter 
	Robot	RED adapter 
Lazernaut, Cybernaut™ NT (>2010)	Robot (via robot control unit)	YELLOW adapter 



DIAG CABLE MOTOR BLOCK FOR SELF-DIAGNOSABLE PLATFORMS

WHICH PRODUCTS?

Brown adapter (identical to the one supplied in the Diag box) to diagnose the motor block of models of Alpha iQ™ range by connecting the motor **directly to the control box of the cleaner.**



PRODUCT REFERENCE

Product reference: R0616900

WHICH PRODUCTS?

White adaptator (identical to the one supplied in the Diag box) to diagnose the motor block of models of Voyager/XA Type/CNX ranges by connecting the motor directly to the control box of the cleaner

PRODUCT REFERENCE

Product reference: R0616900

SPABOT™

THE FIRST AUTOMATIC CLEANER FOR SPAS

**FREEDOM
TO
MOVE** 

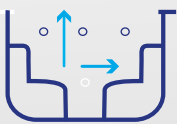


RS 0800



EFFORTLESS SPA CLEANING

The very first automatic cleaner for residential spas. Spabot is a cordless robot that is operating thanks to a rechargeable Lithium-Ion battery. The LEDs indicate the level of charge and the state of the cycle.



OPTIMAL COVERAGE

Spabot cleans efficiently the floor, seats and waterline within 60 minutes. It is equipped with a 1L filter basket that provides a filtration of 100 microns, to capture all types of debris.



EASE OF USE

With a weight of 2,5 kg, Spabot is compact and light for easy handling and retrieval from the spa. It floats at the end of its cycle so that you can easily grab it. The transparent window allows a good visibility of the debris, and you can easily remove the filter canister thanks to its top access.





FREEDOM TO MOVE

ELECTRIC CORDLESS

RS 0800 - SPABOT™

- + Effortless spa cleaning
- + Optimal performance
- + User friendly

2 YEAR WARRANTY



NEW IN 2023



REFERENCE PRICE

Standard Model	WR000288
----------------	----------

ACCESSORIES INCLUDED IN THE PACK



Charger



Fine Filter canister 100µ

FOR WHICH TYPE OF SPAS?

Types of spas	Private in-ground and above-ground spas, maximum 3 x 3 m
Spas shapes	All shapes
Spas surfaces	All surfaces

DESCRIPTION

Cleaning areas	Floor / seats / walls
Number / Length of cleaning cycles	1 cycle - Floor / seats / walls : 60 min
Cleaning cycles	1
Steering	Pre-programmed
Drive system	Wheels
Transmission	Geared / Magnetic coupler
Brushes	Yes - front brush
Transparent window	Yes
Safety	Out of water safety, electronic motor protector
Filtration system / access	Rigid Filter canister with access over the cleaner
Units / pallet	48

TECHNICAL SPECIFICATIONS

Number of motors	3
Battery Type	Rechargeable Lithium-Ion battery
Battery capacity	6 600 mAh
Operating power	50 W
Cleaner size (L x W x h)	28 x 25,5 x 23 cm
Packaging size (L x W x h)	32 x 28 x 26 cm
Cleaner weight	2,5 kg
Packaging weight	3,4 kg
Filtering surface and level	123 cm ² / 100µ
Filtering capacity	1 L
Inlet suction size	7,4 cm

HYDRAULIC CLEANERS

Spa Wand



- + Targeted cleaning of small volumes : spa, steps...
- + Efficient and easy to use handheld brush and no connection required
- + Debris are collected in a separate stainless steel filter

REFERENCE PRICE

Standard Model	W9320018
----------------	----------

2 YEAR WARRANTY

ALL TYPES OF SWIMMING POOLS

ALL TYPE OF LININGS

ACCESSORIES INCLUDED IN THE PACK



Steel filter



2 sweeping nozzles



Wall bracket

FOR WHICH TYPE OF POOLS?


Types of pools	Private above ground and above-ground pools with rigid walls, spas, steps, overflow gutters, integrated filtering blocks
Pool shapes	Rectangular, oval, free shape
All Floors	Flat, gentle slope, composite slope
Pool surfaces	Tiles, liner, polyester hull, reinforced PVC, painted concrete

DESCRIPTION

Power supply	Manual brush
Filtration system / access	Suction line or skimmer
Debris collection	Dust, insects, gravel, leaves, ...

TECHNICAL SPECIFICATIONS


Cleaner size (L x W x h)	7 x 7 x 144 cm
Packaging size (L x W x h)	8 x 9 x 146 cm
Cleaner weight	1,2 kg
Packaging weight	1,7 kg



Wide sweeping nozzle: specially designed for surface floating debris or suspended debris.






Double function nozzle: specially designed for debris at the bottom and corners.



HYDRAULIC CLEANERS

A simple and affordable solution

COMPARATIVE TABLE OF RANGES

	T3®	T5® Duo	MX9®
			
Pool Dimension max.	9 x 5 m	12 x 6 m	12 x 6 m
Number of pipes 1 m - Twist Lock pipe	10	12	12
Motion	Diaphragm	Diaphragm	Mechanical
Suction	-	-	2 turbines with brushes
Pool floors			
Rectangular	•	•	•
Oval	•	•	•
Round	•	•	•
Free shape		•	•
Floor only	•		
Floor and walls		•	•
Flat	•	•	•
Gentle slope	•	•	•
Composit slope		•	•
Diamond shape			•
Minimum power required from the filtration pump	1/2 HP	3/4HP	3/4 HP*
Warranty	2 years	2 years	2 years

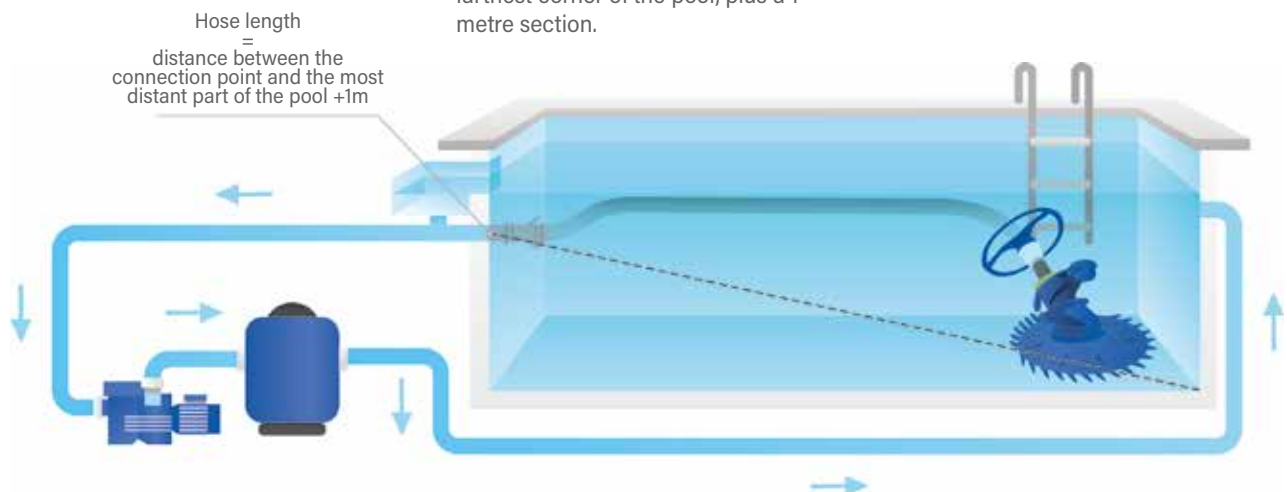
* 1 HP needed for tile pools

STANDARD INSTALLATION

- The suction cleaner is connected directly to the vacuum point or skimmer. No electrical connection required.

- The ideal hose length for the pool equals the greatest distance that the cleaner can cover in the pool from the connection point (skimmer) to the farthest corner of the pool, plus a 1 metre section.

- For optimal installation, perform a flow test and adjust the flow rate using an adjusting valve.



HYDRAULIC CLEANERS

T3™



- + DiaCyclone Diaphragm: even more powerful suction
- + Finned disc: optimum mobility of the cleaner



REFERENCE PRICE	
Standard Model	W70674

ACCESSORIES INCLUDED IN THE PACK

Twist Lock Hoses	Wheel deflector	Flow gauge	Flowkeeper valve (skimmer)

FOR WHICH TYPE OF POOLS?

Types of pools	Private in-ground pools and above-ground pools with rigid walls, maximum 9 x 5 m
Pool shapes	Rectangular, oval
All Floors	Flat, gentle slope
Pool surfaces	Tiles, liner, polyester hull, reinforced PVC, painted concrete

DESCRIPTION	
Cleaning areas	Floor
Cleaning cycles	Recommended 6h filtering in three 2h sessions
Power supply	Filtering group
Steering	Random
Filtration system / access	Suction line or skimmer
Suction	DiaCyclone Diaphragm
Debris collection	Fine and medium
Units / pallet	27

TECHNICAL SPECIFICATIONS	
Cable length / Hose length	10 sections of 1 m
Cleaner size (L x W x h)	41 x 36 x 28 cm
Packaging size (L x W x h)	102,8 x 41,5 x 22,4 cm
Cleaner weight	1,2 kg
Packaging weight	6,8 kg
Filtering surface and level	Pool filtering circuit
Inlet suction size	30 cm
Displacement speed	6,5 m/min
Minimum required filter pump power	1/2 HP

OPTIONAL ACCESSORIES (NOT INCLUDED)	
	6 section of 1m Twist Lock hoses
	W78055

HYDRAULIC CLEANERS

T5™ Duo



- + DiaCyclone Diaphragm: even more powerful suction
- + Flexible Duo Traction Control disc in 2 parts: optimum grip

2 YEAR
WARRANTY





ALL TYPES OF
SWIMMING POOLS

ALL TYPE OF
LININGS

REFERENCE PRICE

Standard Model	W78046
----------------	--------

ACCESSORIES INCLUDED IN THE PACK

			
Twist Lock Hoses	Wheel deflector	Flow gauge	Flowkeeper valve (skimmer)

FOR WHICH TYPE OF POOLS?

Types of pools	Private in-ground pools and above-ground pools with rigid walls, maximum 12 x 6 m
Pool shapes	Rectangular, oval, free shape
All Floors	Flat, gentle slope, composite slope
Pool surfaces	Tiles, liner, polyester hull, reinforced PVC, painted concrete

DESCRIPTION

Cleaning areas	Floor and walls
Cleaning cycles	Recommended 6h filtering in three 2h sessions
Power supply	Filtering group
Steering	Random
Filtration system / access	Suction line or skimmer
Suction	DiaCyclone Diaphragm
Debris collection	Fine and medium
Units / pallet	24

TECHNICAL SPECIFICATIONS

Cable length / Hose length	12 sections of 1 m
Cleaner size (L x W x h)	44 x 43 x 22 cm
Packaging size (L x W x h)	99 x 45,5 x 29,5 cm
Cleaner weight	1,4 kg
Packaging weight	8,4 kg
Filtering surface and level	Pool filtering circuit
Inlet suction size	44 cm
Displacement speed	6 m/min
Minimum required filter pump power	3/4 HP

OPTIONAL ACCESSORIES (NOT INCLUDED)

6 section of 1m Twist Lock hoses	Cyclonic™ Leaf Catcher
W78055	W37110

HYDRAULIC CLEANERS

MX9™



- + Pre-programmed X-Drive navigation system : methodical cleaning of all areas
- + Turbo aspiration: a powerful turbine and two peripheral propellers with brushes
- + Exclusive cleaning mode thanks to scrubbing brushes
- + Traction using notched tracks: for perfect stability and total movement
- + Twist Lock Hoses : easy and safe connection



2 YEAR WARRANTY



REFERENCE PRICE

Standard Model	WS000033
----------------	----------

ACCESSORIES INCLUDED IN THE PACK

Cyclonic scrubbing brushes	Twist Lock Hoses	In-ground valve cuff	45° Elbow extended	45° Elbow	Flow Regulator Valve (cleaner)	Flowkeeper valve (skimmer)

FOR WHICH TYPE OF POOLS?

Types of pools	Private in-ground pools and above-ground pools with rigid walls, maximum 12 x 6 m
Pool shapes	Rectangular, oval, free shape
All Floors	Flat, gentle slope, composite slope
Pool surfaces	Tiles, liner, polyester hull, reinforced PVC, painted concrete

DESCRIPTION

Cleaning areas	Floor and walls
Cleaning cycles	Recommended 6h filtering in three 2h sessions
Power supply	Filtering group
Steering	Random
Filtration system / access	Suction line or skimmer
Suction	Mechanical suction : turbine
Debris collection	Fine and medium
Units / pallet	30

TECHNICAL SPECIFICATIONS

Cable length / Hose length	12 sections of 1 m
Cleaner size (L x W x h)	41 x 19 x 22 cm
Packaging size (L x W x h)	102 x 23 x 37 cm
Cleaner weight	3,2 kg
Packaging weight	9,5 kg
Filtering surface and level	Pool filtering circuit
Inlet suction size	36cm
Displacement speed	8 m/min
Minimum required filter pump power	3/4 HP (1 HP for Tile pools)

OPTIONAL ACCESSORIES (NOT INCLUDED)

6 section of 1m Twist Lock hoses	Cyclonic™ Leaf Catcher
W78055	W37110

HYDRAULIC CLEANERS

Cyclonic™ Leaf Catcher



- + Cyclone suction system: constant suction and dirt remains in suspension
- + no pressure on the pump
- + Large, transparent, easy-to-empty filter basket
- + Fits all hose types

2 YEAR
WARRANTY

REFERENCE PRICE

Standard Model

W37110

ACCESSORIES INCLUDED IN THE PACK



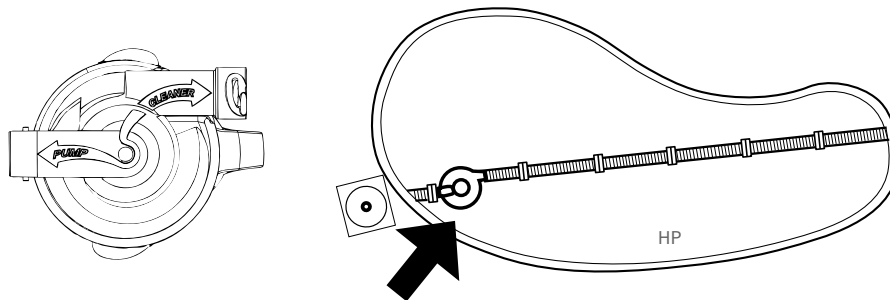
Standard hose and Twist Lock hose adaptors

DESCRIPTION

Filtration system / access	Suction line or skimmer
Debris collection	All debris

TECHNICAL SPECIFICATIONS

Cleaner size (L x W x h)	23 x 19 x 28 cm
Packaging size (L x W x h)	24 x 20 x 29 cm
Cleaner weight	1 kg
Packaging weight	1,3 kg



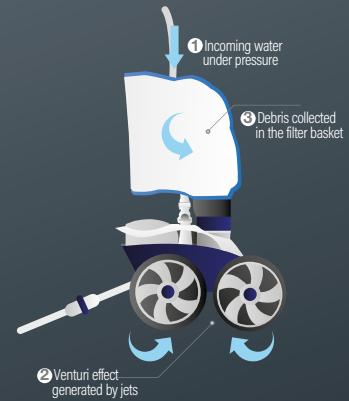
Install at the first hose connection closest to skimmer/or suction line.
Ensure correct orientation using guides (Pump/Cleaner) on Leaf Catcher lid.



The high pressure cleaner

The cleaner sucks in debris using a physical principle called 'Venturi effect', which is produced inside the machine and **converts the incoming water into a powerful suction current.**

This characteristic provides maximum efficiency in the minimum time.



EQUIPMENT NEEDED

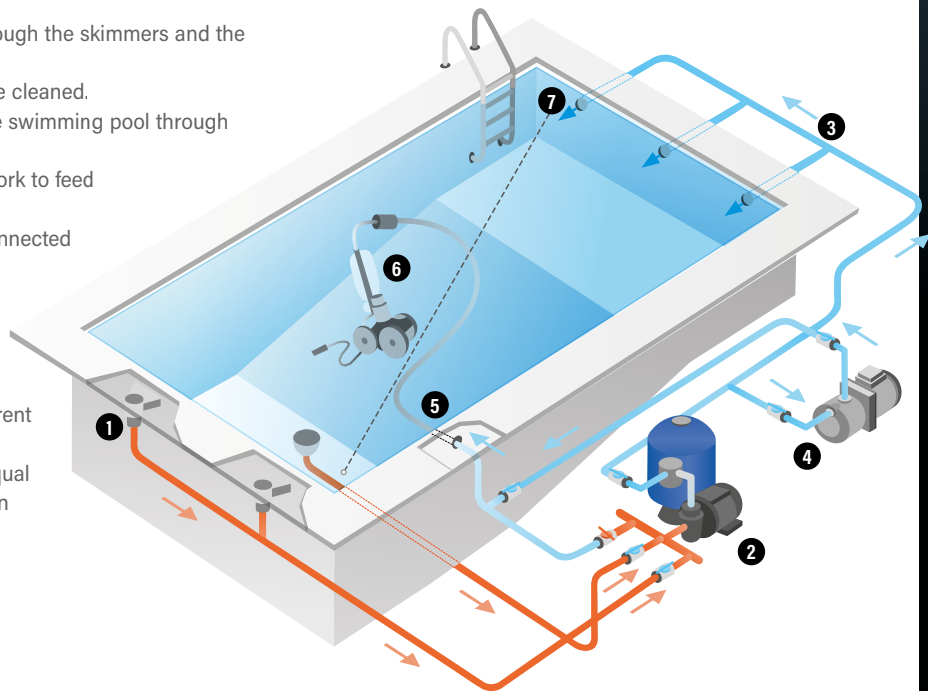
- The pipes of the vacuum point must be made of RIGID 16 bar PVC and not flexible material
- Booster, minimum 1 HP coupled to filtration

For optimum operation, advise your customers to equip their pools with an electrical programming box and a Polaris® booster. This guarantees complete compatibility and ideal suction power.

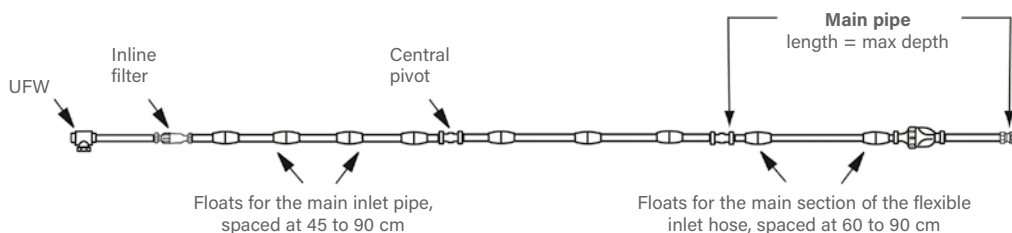
- Minimum operating pressure 1.8 bar

STANDARD INSTALLATION

- 1 Water is sucked by the pump through the skimmers and the floor drain.
- 2 The water is sent to the filter to be cleaned.
- 3 The water is returned clean to the swimming pool through the return discharges.
- 4 A detour is created on this pipework to feed the booster.
- 5 Polaris® pressure cleaners are connected to the vacuum point converted into return discharge.
- 6 The Venturi effect generated by the jets converts the incoming water into a powerful suction current and enables the cleaner to move.
- 7 The length of the pipe must be equal to the distance between the return pipe (5) and the furthest point (7).



INSTALLATION OF THE PIPE





PRESSURE CLEANER

Polaris 280

- + 2 jets, ultra-powerful suction
- + Wide suction aperture
- + Automatic back-up valve, anti-jamming.

REFERENCE PRICE

Standard Model	W7220000
----------------	----------

2 YEAR WARRANTY



ACCESSORIES INCLUDED IN THE PACK

	
standard sand/silt bag	Back-up valve

FOR WHICH TYPE OF POOLS?

Types of pools	Private in-ground pools
Pool shapes	All shapes
All Floors	Flat bottom, gentle slope, composed slope, diving pit, diamond point
Pool surfaces	Liner

DESCRIPTION

System type	Pressure cleaner
Steering	Random and automatic reverse
Power supply	Booster pump coupled to filtering
Suction	2 jets Venturi system
Debris collection	Filter bag + sweep hose scrubber

TECHNICAL SPECIFICATIONS

Required equipment*	1 HP booster pump
Operating pressure	2,2 bars
Specific brush socket line	Fixed hose 16 bars
Speed	15 m / min
Suction size	7 cm
Hose length	9,60 m
Weight	3,2 kg
Units / pallet	36

OPTIONAL ACCESSORIES (NOT INCLUDED)

	Disposable bags (EZ Bag) (packs of 6)	Standard silt bag	Leaf bag	Ultra fine bag
Ref. Polaris	K-52	K-13	K-15	K-14
Ref. Zodiac	W7230114	W7230102	W7230104	W7230103

*Depending on the distance to the technical room



PRESSURE CLEANER

Polaris 380

- + 3 jets, ultra-powerful suction
- + High speed cleaning
- + Automatic back-up valve, anti-jamming.

2 YEAR WARRANTY



REFERENCE PRICE

Standard Model	W7320000
----------------	----------

ACCESSORIES INCLUDED IN THE PACK

	
standard sand/silt bag	Back-up valve

FOR WHICH TYPE OF POOLS?

Types of pools	Private in-ground pools
Pool shapes	All shapes
All Floors	Flat bottom, gentle slope, composed slope, diving pit, diamond point
Pool surfaces	Liner

DESCRIPTION

System type	Pressure cleaner
Steering	Random and automatic reverse
Power supply	Booster pump coupled to filtering
Suction	3 jets Venturi system
Debris collection	Filter bag + sweep hose scrubber

TECHNICAL SPECIFICATIONS

Required equipment*	1 HP booster pump
Operating pressure	1,8 bars
Specific brush socket line	Fixed hose 16 bars
Speed	20 m / min
Suction size	6 cm
Hose length	9,60 m
Weight	2,5 kg
Units / pallet	16

OPTIONAL ACCESSORIES (NOT INCLUDED)

	Standard silt bag	Leaf bag	Ultra fine bag
Ref. Polaris	9-100-1021	9-100-1012	9-100-1015
Ref. Zodiac	W7330105	W7330101	W7330103

*Depending on the distance to the technical room



PRESSURE CLEANER

Polaris 3900 SPORT

- + 3 jets, ultra-powerful suction
- + 3 wheel drive fitted with wide tyres
- + Automatic back-up valve, anti-jamming
- + Stainless steel chain, highly reliable gear system.



2 YEAR WARRANTY







REFERENCE PRICE

Standard Model

W7620000

ACCESSORIES INCLUDED IN THE PACK

			
Double capacity filter bag	Ultra-fine filter bag	Back-up valve	Tail Sweep Pro

FOR WHICH TYPE OF POOLS?

Types of pools	Private in-ground pools
Pool shapes	All shapes
All Floors	Flat bottom, gentle slope, composed slope, diving pit, diamond point
Pool surfaces	Liner

DESCRIPTION

System type	Pressure cleaner
Steering	Random and automatic reverse
Power supply	Booster pump coupled to filtering
Suction	3 jets Venturi system
Debris collection	Filter bag + sweep hose scrubber

TECHNICAL SPECIFICATIONS

Required equipment*	1 HP booster pump, 1.5 HP booster pump and greater **
Operating pressure	2,2 to 2,6 bars max
Specific brush socket line	Fixed hose 16 bars
Speed	20 m / min
Suction size	6 cm
Hose length	9,60 m
Weight	3,5 kg
Units / pallet	16

OPTIONAL ACCESSORIES (NOT INCLUDED)

	Disposable bags (EZ Bag) (packs of 6)	Standard, double capacity silt bag	Standard silt bag	Leaf bag	Ultra fine bag
Ref. Polaris	K-52	39-310	K-23	K-15	K-18
Ref. Zodiac	W7230114	W7610000	W7230111	W7230104	W7230109

*Depending on the distance to the technical room

**For a technical room at a distance of more than 15 m. For a perfect use of your pressure cleaner, we recommend to use it with a 1.5 HP booster pump and greater



PRESSURE CLEANER

Polaris QUATTRO™ SPORT

- + 3 jets, ultra-powerful suction
- + Large debris intake
- + Multi-directional navigation
- + Dual-stage filtration



2 YEAR WARRANTY



REFERENCE PRICE

Standard Model	WE000028
----------------	----------

ACCESSORIES INCLUDED IN THE PACK



Dual stage filter canister 3.5L

FOR WHICH TYPE OF POOLS?

Types of pools	Private in-ground pools
Pool shapes	All shapes
All Floors	Flat bottom, gentle slope, composed slope, diving pit, diamond point
Pool surfaces	Liner, polyester hull, reinforced PVC, painted concrete*

DESCRIPTION

System type	Pressure cleaner
Steering	Random and multi-directional
Power supply	Booster pump coupled to filtering
Suction	3 jets Venturi system
Debris collection	Rigid dual canister / access over the cleaner

TECHNICAL SPECIFICATIONS

Required equipment*	1 HP booster pump, 1.5 HP booster pump and greater **
Operating pressure	2,2 bars
Specific brush socket line	Fixed hose 16 bars
Speed	16 m / min
Suction size	7 cm
Hose length	9,60 m
Weight	6,8 kg
Units / pallet	20

OPTIONAL ACCESSORIES (NOT INCLUDED)

	All-purpose filter canister	Fine filter canister
Ref. Polaris	-	-
Ref. Zodiac	R0836300	R0836400

* For better grip of your cleaner on slippery surfaces, replace the 2 original rear tires with Positrax tires
 ** For a technical room at a distance of more than 15 m. For a perfect use of your pressure cleaner, we recommend to use it with a 1.5 HP

PRESSURE CLEANER

Polaris TailSweep PRO



- + Optimized removal of debris in the pool
- + Reduced water spraying around the pool
- + Easy to install at the end of the flexible hose of Polaris® robot cleaners
- + Suitable for all models of Polaris® pressure cleaners



	18 units Display	Case of 12 units
REFERENCE PRICE		
Standard Model	W7220031	W7220032

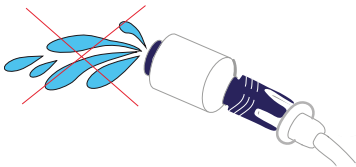


ACCESSORIES INCLUDED IN THE PACK

	
Foam brush	Tail sweep

TECHNICAL SPECIFICATIONS

Dimensions of the accessory (L x D x h)	10 x 5 x 5 cm
Packaging dimensions (L x D x h)	11 x 5 x 5 cm
Weight of the accessory	21 g
Packaged weight	39 g

GENERAL SPECIFICATIONS

Installation	By the user, on the end of the flexible hose of the pressure cleaner	
	Side inlets for water suction or air suction	Diffuser for water dispersion
<p>In the water :</p> <p>The Trail Sweep Pro® side inlets are used to suck in the water which is re-injected by Venturi effect into the diffuser :</p> <ul style="list-style-type: none"> • Increased flow rate • Optimised removal of debris 		
	<p>Out of the water :</p> <p>As soon as these inlets emerge from the water, the air which is sucked in cuts the injection of water to avoid water being sprayed outside the pool.</p>	

PRESSURE CLEANER



Booster Pump & Control box

- + All water treatment adapted (sea water, chlorine water, demineralized water...)
- + Distance from the pool up to 20 meters
- + Connection kit "Quick Connect" included in the BPK pack



	Booster pump without connexion kit	Booster pump with connexion kit
REFERENCE PRICE		
Standard Model	BP / W4530247	BPK / W4530248

GENERAL	
Power	1 CV single phase
Type	Multicellular
Body and turbine	Noryl®
Composition	Pump + Kit Quick Connect (BPK)
Weight	11 kg
Guarantee	2 ans

TECHNICAL SPECIFICATIONS	
Supply voltage	220-240 V
Consumption	0,75 kW
Turbine shaft	Inox AISI 420
RPM	2800 rpm
Bust of AMP	5,3 A
Protection index	Watertightness IP-55

- + Ideal to be combined with Polaris Cleaners
- + Easy to program
- + Magnetic-thermal breaker to protect the system




	Electric box
REFERENCE PRICE	
Standard Model	045550POLARIS

GENERAL	
Size	L. 220 x l. 200 x H. 200 mm
Weight	1 kg
Guarantee	2 ans

TECHNICAL SPECIFICATIONS	
Electrical supply	1 ph 230 V / 50 Hz
Circuit breaker	4 to 6,3 A
Switch main power	Auto / stop / manual
Protection index	Watertightness IP-65
Installation	30 mA

POOL
LIGHTING



POOL LIGHTING

ASTRALPOOL 

AQUA SPHERE



ZODIAC[®]

- 412 NEW ENERGY EFFICIENCY LABEL**
- 413 ASTRALPOOL LUMIPLUS - LED LIGHTING**
 - 413 Lighting selection guides for pools
 - 417 LED LumiPlus Flexi
 - 420 LED LumiPlus Flexi Mini
 - 422 LED LumiPlus Design
 - 423 LED LumiPlus Micro
 - 424 LED LumiPlus Lamps PAR 56
 - 426 LED LumiPlus Essential
 - 429 Lighting selection guides for spa
 - 430 LED LumiPlus for SPA
 - 431 Control system selection guide
 - 432 LED lighting – Control systems
- 434 AQUASPHERE - OTHER LED LIGHTS**
- 436 ZODIAC LED NL**
- 438 LIGHTS NEW LEGISLATION**
- 439 HALOGEN LIGHTING**
- 441 NICHES**
- 444 TRANSFORMERS AND ACCESSORIES**
- 448 OUTDOOR LIGHTING**
- 449 AQUARMONY UNDERWATER MUSIC SYSTEM**

Energy efficiency

New European regulation of energy labeling for lamps and projectors

NEW ENERGY EFFICIENCY LABEL FOR LIGHTING

The European Union launches the European Regulation EU 2019/2015 on new energy efficiency labeling in lamps and projectors that starts on September 1st, 2021 and repeals the European Regulation EU 874/2012.

The new Energy Efficiency label allows:

- Providing more information to the installer and customer. Thanks to the new QR code will access the European EPREL base, where the characteristics of the product are available.
- Carrying out a new energy classification promotes evolution of lighting technology.
- Greater control of products manufactured in the EU, with the QR code.

ENERGY

ASTRALPOOL
71201

A
B
C
D
E
F
G

E

14
kWh/1000h

2019/2015

New label

ENERGY Y IJA IE IA
енергия · ενεργεια

AstralPool 71201

A++
A+
A
B
C
D
E

A++

14 kWh/1000h

Old label

The new classification must be marked on the unit packagings with the label, and in catalogs and product data sheets with the symbol below.

























































































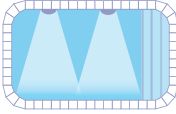
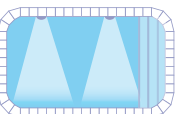
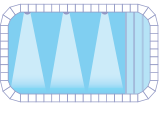
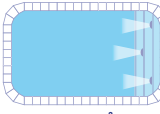


Lighting selection guide

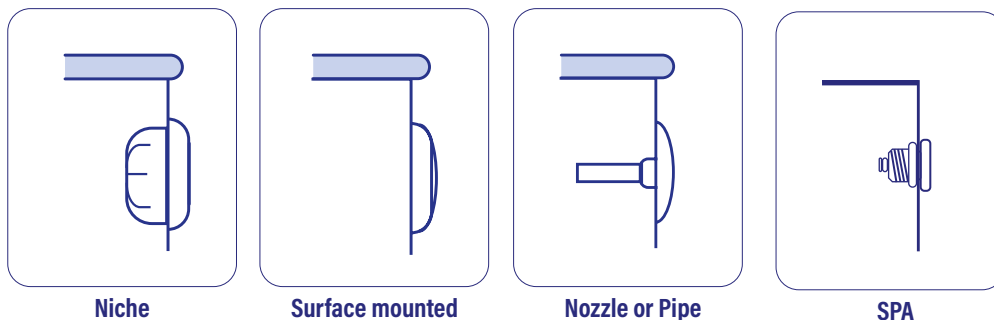
LumiPlus WHITE LIGHT AC projectors

Lumiplus white light AC projectors are 12Vac.

To complete the installation of these projectors it is needed to choose the support, that is the niche, inlet, or corresponding fixation. You will find them in page 441

	POOL BASIN							STAIRS			
	LumiPlus V2				LumiPlus V1			LumiPlus V2	LumiPlus V1	Micro	
											
	FlexiNiche	FlexiSlim	FlexiRapid	Design	FlexiNiche	FlexiSlim	FlexiRapid	FlexiMini V2	FlexiMini V1	Micro	
Type of installation											
Luminous flux	4 320 lm	4 320 lm	4 320 lm	4 320 lm	1 485 lm	1 485 lm	1 485 lm	900 lm	450 lm	315 lm	
Consumption	32 W (42VA)	32 W (42VA)	32 W (42VA)	32 W (35VA)	14,5 W (20VA)	14,5 W (20VA)	14,5 W (20VA)	7,2 W (10,5 VA)	3,5 W (6VA)	4 W (6VA)	
Energy efficiency											
Light color temperature	 5.700K 3.000K	 5.700K 3.000K	 5.700K 3.000K	 5.700K 3.000K	 5.700K  3.000K	 5.700K  3.000K	 5.700K  3.000K	 5.700K  3.000K	 5.700K  3.000K	 5.700K  3.000K	
Decorative ring color	 White  Beige  Grey  Anthracite  S. steel	 White  Beige  Grey  Anthracite	 White  Beige  Grey  Anthracite	 White  S. Steel Effect	 White  Beige  Grey  Anthracite  S. steel	 White  Beige  Grey  Anthracite	 White  Beige  Grey  Anthracite	 White  Beige  Grey  Anthracite  S. steel	 White  Beige  Grey  Anthracite  S. steel	 White  S. steel	 White  S. steel
Lighting area	 25m ² x projector				 20m ² x projector			 FlexiMini V2 12m ²	 FlexiMini V1 6m ² Micro 5m ²		

Types of installation guide:



Lighting selection guide






























































































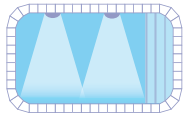
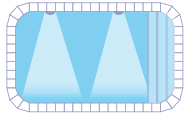
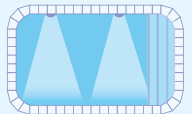
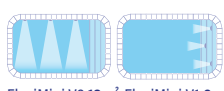
LumiPlus HIGH EFFICIENCY WHITE LIGHT DC projectors

Lumiplus white light DC projectors are 24Vac.

Advantages of DC vs AC projectors:

- High energy efficiency
- Includes power pack
- Voltage drop reduction, the section of the electrical cable can be smaller than the AC projectors
- Supplied power pack protects projectors from power surges

To complete the installation of these projectors it is needed to choose the support, that is the niche, inlet, or corresponding fixation. You will find them in page 441.

	POOL BASIN									STAIRS	
	LumiPlus V2			LumiPlus V1			LumiPlus V1 Max. Efficiency			LumiPlus FlexiMini	
											
	FlexiNiche	FlexiSlim	FlexiRapid	FlexiNiche	FlexiSlim	FlexiRapid	FlexiNiche	FlexiSlim	FlexiRapid	FlexiMini V2	FlexiMini V1
Type of installation											
Luminous flux	4 320 lm	4 320 lm	4 320 lm	1 485 lm	1 485 lm	1 485 lm	1 485 lm	1 485 lm	1 485 lm	900 lm	450 lm
Consumption	32 W (32VA)	32 W (32VA)	32 W (32VA)	14 W (14VA)	14 W (14VA)	14 W (14VA)	8,7 W (8,7VA)	8,7 W (8,7VA)	8,7 W (8,7VA)	6,8 W (6,8 VA)	3 W (3VA)
Energy efficiency											
Light color temperature	 5.700K 3.000K	 5.700K 3.000K	 5.700K 3.000K	 5.700K 3.000K	 5.700K 3.000K	 5.700K 3.000K	 5.700K 3.000K	 5.700K 3.000K	 5.700K 3.000K	 5.700K 3.000K	 5.700K 3.000K
Decorative ring color	 White	 White	 White	 White	 White	 White	 White	 White	 White	 White	 White
	 Beige	 Beige	 Beige	 Beige	 Beige	 Beige	 Beige	 Beige	 Beige	 Beige	 Beige
	 Grey	 Grey	 Grey	 Grey	 Grey	 Grey	 Grey	 Grey	 Grey	 Grey	 Grey
	 Anthracite	 Anthracite	 Anthracite	 Anthracite	 Anthracite	 Anthracite	 Anthracite	 Anthracite	 Anthracite	 Anthracite	 Anthracite
	 S. steel			 S. steel			 S. steel			 S. steel	 S. steel
Lighting area	 25m ² x projector			 20m ² x projector			 20m ² x projector			 FlexiMini V2 12m ² FlexiMini V1 6m ²	







































































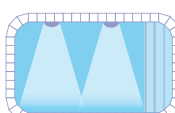
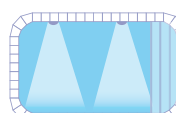
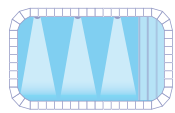
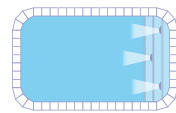
Lighting selection guide

LumiPlus RGB LIGHTS projectors

Lumiplus RGB light AC projectors are 12Vac.

To complete the installation of these projectors it is needed to choose the support, that is the niche, inlet, or corresponding fixation. You will find them in page 441.

On page 431 you will find various control systems to be able to change the color, color sequence, automatic shutdown, etc, of any projector that is mentioned below.

	POOL BASIN							STAIRS		
	LumiPlus V2				LumiPlus V1			LumiPlus FlexiMini & Micro		
										
	FlexiNiche	FlexiSlim	FlexiRapid	Design	FlexiNiche	FlexiSlim	FlexiRapid	FlexiMini V2	FlexiMini V1	Micro
Type of installation										
Luminous flux	2 544 lm	2 544 lm	2 544 lm	2 544 lm	1 100 lm	1 100 lm	1 100 lm	600 lm	300 lm	186 lm
Consumption	43 W (54VA)	43 W (54VA)	43 W (54VA)	32 W (42VA)	22 W (29VA)	22 W (29VA)	22 W (29VA)	8 W (11,5 VA)	3.8 W (6,5VA)	4 W (7VA)
Energy efficiency										
Decorative ring color	 White	 White	 White	 White	 White	 White	 White	 White	 White	 White
	 Beige	 Beige	 Beige	 Efecto inox	 Beige	 Beige	 Beige	 Beige	 Beige	 S. steel
	 Grey	 Grey	 Grey		 Grey	 Grey	 Grey	 Grey	 Grey	
	 Anthracite	 Anthracite	 Anthracite		 Anthracite	 Anthracite	 Anthracite	 Anthracite	 Anthracite	
	 S. steel				 S. steel			 S. steel	 S. steel	
Lighting area	 20m ² x projector				 15 m ² x projector			 FlexiMini V2 8m ²	 FlexiMini V1 4m ² Micro 3m ²	



AstralPool LumiPlus is the most extensive family in the market of underwater spotlights for public, commercial and residential pools.

The entire LumiPlus range is made of high-quality LEDs and electronic components, and is manufactured entirely in the EU to European quality standards.

The AstralPool LumiPlus family delivers:

- Greater energy efficiency.
- High performance projectors with top quality lighting (TQL) technology.
- Enhanced energy efficiency in pools thanks to the use of LumiPlus DC lamps and projectors run from a direct current power source (24 V DC).
- Great control over the range with the inclusion of the Internet of Pools (IoP) concept by Fluidra Connect.
- IP68 protection rating.
- L70 50000 hours lifespan.




PROJECTOR

LumiPlus Flexi & FlexiMini

The LED solution that adapts
to every type of pool

The LumiPlus projectors, Flexi & FlexiMini, are characterised by their more stylish finish and their great adaptability to any type of new-build or existing pool, whether a liner or concrete pool, that can be fitted to niches on the surface or in bushings.

“AstralPool’s LumiPlus Flexi & FlexiMini system delivers top flexibility”



Flexi



Flexi Mini


POOL
LIGHTING



*For Flexi code 71236, and FlexiMini codes 74401 and 74401WW

LumiPlus Flexi

The LED solution that adapts to all types of pool



The family of LumiPlus Flexi spotlights - FlexiNiche, FlexiSlim and FlexiRapid - is characterized by its great adaptability to any type of new-build or existing pool, whether a liner or concrete pool, that can be fitted to niches, on the surface or in bushings. The LumiPlus Flexi system delivers top flexibility.

Its configuration is carried out in two steps in new pools. You need to choose:

1. The color of the light.
2. The faceplate color that best matches your pool, between white, beige, Light grey, anthracite grey and stainless steel (this one only for the FlexiNiche version).

The FlexiNiche version with his unique system of screws can adapt to any niche from diameter 180 up to 230 mm.

FlexiSlim version is compatible with the brackets for Flat, Extraflat and Slim Projectors by AstralPool.

FlexiRapid is compatible with any bushing with 1½" internal thread.

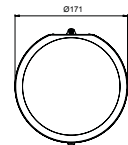


Dimensions

LumiPlus FlexiNiche		LumiPlus FlexiSlim	LumiPlus FlexiRapid
Niche Ø 180-230 mm		Walls	Inlets
ABS	Full stainless steel		

Dimensions

Spotlight LumiPlus Flexi



How to install them?



1 Choose the spotlight:	+	2 Choose the decorative ring:	=	Result
 White Warm White RGB V1 White / Warm White AC White / Warm White DC RGB / RGB Wireless AC V2 White / Warm White AC White / Warm White DC RGB AC RGB DMX AC		FlexiNiche FlexiSlim FlexiRapid 		FlexiNiche FlexiSlim FlexiRapid

Spotlight features

	Codes	Color of lamp	Consumption	Color temperature	Control system	Efficiency
V1 WHITE : 1485 lm RGB : 1100 lm AC - 12V AC / DC - 24V DC	71200	White AC	14.5 W (20VA)	5 700K	ON / OFF	E
	71200WW	Warm White AC	14.5 W (20VA)	3 000K	ON / OFF	E
	71201	White DC	14 W	5 700K	ON / OFF	E
	71201WW	Warm White DC	14 W	3 000K	ON / OFF	E
	71236	White DC high efficiency	8.7 W	5 700K	ON / OFF	B
	71203	RGB AC	22 W (29 VA)	-	LumiPlus ECO / LumiPlus Top / Fluidra Connect / WIFI LED App	G
V2 WHITE : 4320 lm RGB : 2544 lm AC - 12V AC / DC - 24V DC	71205	RGB WIR AC	22 W (29 VA)	-	Wireless Control Motion	G
	71233	White AC	32W (42VA)	5 700K	ON / OFF	D
	71233WW	Warm White AC	32W (42VA)	3 000K	ON / OFF	D
	71202	White DC	32 W	5 700K	ON / OFF	D
	71202WW	Warm White DC	32 W	3 000K	ON / OFF	D
	71204	RGB AC	43W (54VA)	-	LumiPlus ECO / LumiPlus Top / Fluidra Connect / WIFI LED App	G
	71208	DMX RGB AC	43W (54VA)	-	LumiPlus RGB DMX	G

(1) Sea water-proof, ABS versions. (2) For code 71236
AC - Alternating current. DC - Direct current. DC versions are delivered with power pack.



The models with RGB light are compatible with Fluidra Connect.

LumiPlus Flexi projectors



Components required to install a LumiPlus Flexi





Choose amongst the components according to your requirements:

- New-build pools
- Replacement without changing niche

LumiPlus Flexi is made up of 2 components

1	2
	
Spotlight	Decorative ring




The 2 components are required for the proper installation.


1 Spotlight		Code	Code
		V1	V2
	White AC LumiPlus Flexi spotlight	71200	71233
	Warm White AC LumiPlus Flexi spotlight	71200WW	71233WW
	White DC LumiPlus Flexi spotlight	71201	71202
	Warm White DC LumiPlus Flexi spotlight	71201WW	71202WW
	White DC LumiPlus Flexi spotlight High Efficiency	71236	
	RGB AC LumiPlus Flexi spotlight ⁽¹⁾	71203	71204
	Wireless AC LumiPlus Flexi spotlight ⁽²⁾	71205	
	Wireless AC 1 PL LumiPlus Flexi spotlight + 1 Control Motion ⁽²⁾	71206	
	Wireless AC 2 PL LumiPlus Flexi spotlight + 1 Control Motion ⁽²⁾	71207	
	RGB DMX AC LumiPlus Flexi spotlight ⁽¹⁾		71208

All spotlights come with a 2.5 m power cable. Power cables of 5 m, 10 m and 15 m available on request.



(1) Choose the most suitable control system (see control systems section).

(2) Compatible with ABS trim solutions.

2 Decorative ring with fitting		Code
	FLEXINICHE decorative ring for installing in niches	
	White	71209
	Beige	71209CL090
	Light Grey	71209CL129
	Anthracite grey	71209CL144
	Stainless steel AISI 316-L embellisher with ABS body	71209CLSS
	Full Stainless Steel AISI 316-L	73440
	FLEXISLIM decorative ring for installing in wall	
	White	71210
	Beige	71210CL090
	Light Grey	71210CL129
	Anthracite grey	71210CL144
	FLEXIRAPID decorative ring for installing in nozzles	
	White	71211
	Beige	71211CL090
	Light Grey	71211CL129
	Anthracite grey	71211CL144

KITS : DECORATIVE RING + SPOTLIGHT	Code	Code	
	White AC	White DC	
	FlexiNiche: White decorative ring + white spotlight	71212	71213
	FlexiSlim: White decorative ring + white spotlight	71214	71215
	FlexiRapid: White decorative ring + white spotlight	71216	71217
	FlexiNiche : Full SS Projector body + white spotlight	73442	73441

AC - Alternating current DC - Direct current

Installation		Code	Code
	Niches (*)	Niche Ø180	Niche Ø230
	Niche in ABS for concrete pools	59813	00349
	Niche S.S. for concrete pools /prefabricated pools		54102 / 54103
	Niche in ABS for prefabricated pools with inserts	59814	00364 / 17805
	Niche in ABS for prefabricated pools without inserts	59815	28887 / 72261
	Niche in ABS for panel pools with inserts / without inserts		23671 / 23670
	Inlet		
	Inlet for concrete pools with 1 1/2" threaded Ø63 PN-6 piping		35418
	Inlet for concrete pools with 1 1/2" threaded Ø63 PN-10 piping		35421
	Inlet for liner prefabricated pools with 1 1/2" thread		27084
	Inlet for polyester prefabricated pools		74179


Other Ø230 and Ø180 niches also available (see catalogue).

For FlexiSlim version installed in concrete + liner pools, Kit 71234 should be used to complete installation (not delivered with).

* Suitable to use ABS niches with Flexi ABS decorative ring.

LumiPlus FlexiMini

Compact design.
Maxi customization.



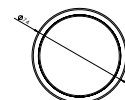
The LumiPlus Flexi Mini projector is an underwater projector with reduced dimensions that stands out for its ease and flexibility of installation, being compatible with the Mini V2 and V3 niches, 1 1/2" internal thread nozzles, 63mm or 2" cable glands, pipes D63 PN6 and PN10 or D50 PN10 pipes. Its configuration is carried out in two steps in new pools. You need to choose :

- 1- The spotlight
 - 2- One of the 4 models of decorative ring: niche; nozzle L; nozzle S; or, for pipe or wall bushings.
- The decorative ring can be made of ABS in a white, light gray, anthracite gray or beige finish; or AISI- 316L stainless steel.

The point of light is available in two powers, V1 for lighting stairs and V2 for lighting the basin, and you can choose between white, warm white and RGB multicolor light. The RGB versions are compatible with ECO, TOP, Wireless, LumiPlus LED App, ModBUS (Connect) and DMX controls (see page 432-433).

Dimensions

Spotlight FlexiMini



Dimensions

LumiPlus FlexiMini Niche	LumiPlus FlexiMini Nozzles L		LumiPlus FlexiMini Nozzles S		LumiPlus FlexiMini pipes / wall conduits
Niche	Nozzle L 2"	Nozzle L 1 1/2"	Nozzle S 2"	Nozzle S 1 1/2"	Pipe Ø50 PN6 / P10 Wall conduit 2" / 1 1/2"
Compatible with niches 06967; 00369; 49828	Compatible with nozzles Ømax. 116 mm and depth between 0 and 10 mm		Compatible with nozzles Ømax. 91 mm and depth between 7 and 9 mm		

1 Choose the spotlight:

2 Choose the decorative ring:

= Result

 V1 White / Warm White AC White / Warm White DC RGB / RGB Wireless AC V2 White / Warm White AC White / Warm White DC RGB AC DMX	FlexiMini Niche 	FlexiMini Niche
	FlexiMini L 	FlexiMini L
	FlexiMini S 	FlexiMini S
	FlexiMini Pipe 	FlexiMini Pipe

How to install them?



Spotlight features

	Codes	Color of lamp	Consumption	Color temperature	Control system	Efficiency
Pool stairs FlexiMini V1 WHITE : 450 lm RGB : 300 lm AC - 12V AC / DC - 24V DC	74400	White AC	3.5 W	5 700K	ON / OFF	D
	74400WW	Warm White AC	3.5 W	3 000K	ON / OFF	D
	74401	White DC	3 W	5 700K	ON / OFF	C
	74401WW	Warm White DC	3 W	3 000K	ON / OFF	C
	74402	RGB	3.8 W	-	LumiPlus ECO / LumiPlus Top / Fluidra Connect / WIFI LED App	F
	74403	RGB Wireless (WIR)	4.3 W	-	** Wireless Control Motion	G
Residential pool basin and stairs FlexiMini V2 WHITE : 900 lm RGB : 600 lm AC - 12V AC / DC - 24V DC	74406	White AC	7.2 W	5 700K	ON / OFF	D
	74407	White DC	6.8 W	5 700K	ON / OFF	D
	74406WW	Warm White AC	7.2 W	3 000K	ON / OFF	D
	74407WW	Warm White DC	6.8 W	3 000K	ON / OFF	D
	74408	RGB	7.6 W	-	LumiPlus ECO / LumiPlus Top / Fluidra Connect / WIFI LED App	F
	74404	RGB Wireless (WIR)	8 W	-	** Wireless Control Motion	F
74405	Kit 3 RGB Wireless V2 (with RC)	8 W	-	** Wireless Control Motion	F	
74409	DMX	8 W	-	LumiPlus RGB DMX	F	

⁽¹⁾ Sea water-proof. ABS versions. ⁽²⁾ For codes 74401 and 74401WW
 AC - Alternating current. DC - Direct current. DC versions are delivered with power pack.
 ** Maximum installation depth 40cm.



The models with RGB are compatible with Fluidra Connect.

LumiPlus FlexiMini

Components to install a LumiPlus FlexiMini projector




The LumiPlus Flexi Mini is a solution that allows maximum flexibility in terms of colors of the lights, lumens color of the visible parts and as well of the installation method.

LumiPlus FlexiMini is a compact LED solution in line with current design trends for residential pools. It combines perfectly with LumiPlus Flexi range.

Choose amongst the components according to your requirements:


LumiPlus FlexiMini is made up of 2 components

1









Spotlight

2










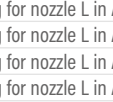



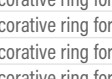
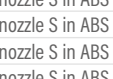



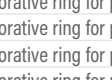
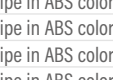


Decorative ring

The 2 components are required for the proper installation.

1	Spotlight	Code
1.1 - LUMIPLUS FLEXIMINI V1 - IDEAL FOR STAIRS		
	White AC	74400
	Warm White AC	74400WW
	White DC	74401
	Warm White DC	74401WW
	RGB	74402
	RGB Wireless (WIR)	74403
1.2 - LUMIPLUS FLEXIMINI V2 - IDEAL FOR RESIDENTIAL POOL		
	White AC	74406
	Warm White AC	74406WW
	White DC	74407
	Warm White DC	74407WW
	RGB	74408
	RGB Wireless (WIR)	74404
	Kit 3 RGB Wireless V2 + 1 Control Motion	74405
	DMX	74409

Note: 2.5 m cable included

2	LumiPlus FlexiMini Decorative ring with fitting (Delivered with installation accessories)	Code
2.1 - FLEXIMINI NICHE decorative ring for installing in mini niches		
	Decorative ring for Mini Niche in ABS color White	74392
	Decorative ring for Mini Niche in ABS color Beige	74392CL090
	Decorative ring for Mini Niche in ABS color Light grey	74392CL129
	Decorative ring for Mini Niche in ABS color Anthracite	74392CL144
	Decorative ring for Mini Niche in Stainless Steel A316-L with ABS body	74392CLSS
2.2 - FLEXIMINI L decorative ring for installing in nozzles L (large)		
	Decorative ring for nozzle L in ABS color White	74393
	Decorative ring for nozzle L in ABS color Beige	74393CL090
	Decorative ring for nozzle L in ABS color Light grey	74393CL129
	Decorative ring for nozzle L in ABS color Anthracite	74393CL144
	Decorative ring for nozzle L in Stainless Steel A316-L with ABS body	74393CLSS
2.3 - FLEXIMINI S decorative ring for installing in nozzles S (small)		
	Decorative ring for nozzle S in ABS color White	74394
	Decorative ring for nozzle S in ABS color Beige	74394CL090
	Decorative ring for nozzle S in ABS color Light grey	74394CL129
	Decorative ring for nozzle S in ABS color Anthracite	74394CL144
	Decorative ring for nozzle S in Stainless Steel A316-L with ABS body	74394CLSS
2.4 - FLEXIMINI PIPE decorative ring for installing in pipes		
	Decorative ring for pipe in ABS color White	74395
	Decorative ring for pipe in ABS color Beige	74395CL090
	Decorative ring for pipe in ABS color Light grey	74395CL129
	Decorative ring for pipe in ABS color Anthracite	74395CL144
	Decorative ring for pipe in Stainless Steel A316-L with ABS body	74395CLSS

Installation supports per type of pool that combines with the decorative rings

Type of pool	2.1 Faceplate for niches	2.2 - Faceplate for nozzles L	2.3 - Faceplate for nozzles S	2.4 - Faceplate for Pipe
Concrete	06967	00300	35418	15661
Concrete + liner	00369	59983	06544	-
Panels	49828	00332	27084	-
Polyester	00369	00336	74179	-

Installation accessories can be found in Pool shell equipment chapter on within lights chapter, Niches subchapter.

Projector Design



DESCRIPTION

The LumiPlus Design projector is a high power underwater projector that can be installed in 180mm diameter niches.










The decorative ring is available in Stainless Steel effect and Pure White finishes.

The light can be white, warm white, and RGB multi-color. The RGB versions are compatible with ECO, TOP, Wireless, LumiPlus LED App, ModBUS (Connect) and DMX controls (see codes in page 432-433).

LumiPlus monocolour white light lamps and projectors are also available in Warm White.

TECHNICAL FEATURES

Projector Design


Light Color		White 	Stainless steel effect 	Consumption	Luminous flux
 White		59807	59805	32W (35VA)	4320 lm
		59807WW	59805WW	32W (35VA)	4320 lm
 RGB 		59803	59801	32W (42VA)	2544 lm
		59811	59809	32W (42VA)	2544 lm

Rated voltage: 12V AC. IPX8 protection. Includes 2.5 m H07RN-F 2x1.5 mm² cable.
 Adaptor kit available for other niche types from diameter 180 to 190 mm. Code: 59818. It must always be installed underwater.

Niches for projector Design



TECHNICAL FEATURES

Concrete pool	Niches		Fixing kit for other niches
	Prefabricated pools		
	With inserts	Without inserts	
59813 	59814	59815	59818*

*Compatible with the majority of niches from Ø180 to Ø190 mm on the market (Hugo Lahme, MTS Productksts, Wibre...).



Fluidra Connect-compatible



Seawater-proof

LumiPlus MICRO projectors



Snap-in MICRO projectors








DESCRIPTION

The Micro LED projector is the smallest model in the range, ideal for lighting a pool's steps and/or corners. It is available in cool white, warm white and RGB multicolor light. The multicolor versions are compatible with the ECO, TOP, LumiPlus LED app, ModBUS (Connect) and DMX controllers (see codes). There is a choice between various types of faceplate: ABS or AISI 316 stainless steel.

It is fitted to concrete pools using D 50 PN 10 piping or D 63 PN6 y D 63 PN10 piping if accessories 38818 or 38819 are used.

TECHNICAL FEATURES

Snap-in MICRO projector

	Light Color	Type of decorative ring		Consumption	Luminous flux	
		White	S.S.			
	White		38814	38816	4W (6VA)	315 lm
	RGB 		64552	64553	4W (7VA)	186 lm
	RGB DMX		64557	64558	4W (4VA)	186 lm

Rated Voltage: 12V AC (RGB & White) 24V DC (RGB-DMX). IPX8 protection. Includes 2.5 m H07RN-F 2x1.5 mm² cable.

LumiPlus lamps for PAR56 V1 projectors



DC PAR56 V1 lamp







DESCRIPTION

The RGB model is compatible with LumiPlus ECO, LumiPlus Top, LumiPlus LED APP and LumiPlus Modbus controls.

TECHNICAL FEATURES

How to replace a PAR 56 lamp?



DC PAR56 V1 lamp					
	Light Color		Code	Consumption	Luminous flux
	White		67515 	14W	1485 lm
	Warm white		67515WW 		

Rated voltage: 24V DC. Protection rating: IPX8. Includes 220V AC - 24 V DC power pack. Does not work with 220 V AC-12 V AC electromagnetic transformers. It must always be installed underwater.

PAR56 V1 lamp					
	Light Color		Code	Consumption	Luminous flux
	White		52596 	14.5W (20VA)	1485 lm
	Warm white		52596WW 		
	RGB 		56001 	22W (29VA)	1100 lm

Rated Voltage: 12V AC. Protection: IPX8. It must always be installed underwater.

Wireless PAR56 V1 lamp						
		1 lamp + 1 Control Motion	2 lamps + 1 Control Motion	1 lamp RGB 1.11 Wireless	Consumption per lamp	Luminous flux per lamp
		59126 	59127 	59124 	22W (29VA)	1100 lm

Rated voltage: 12V AC. Protection rating: IPX8. It must always be installed underwater. The LumiPlus Control Motion is not waterproof.  Seawater-proof

LumiPlus lamps for PAR56 V2 projectors



DC PAR56 V2 lamp



DESCRIPTION

The RGB model is compatible with LumiPlus ECO, LumiPlus Top, LumiPlus LED APP and LumiPlus Modbus controls. The RGB DMX model requires the LumiPlus DMX 41107 modulator.

TECHNICAL FEATURES

How to replace a PAR 56 lamp?



DC PAR56 V2 lamp					
	Light Color		Code	Consumption	Luminous flux
	White		67516 	32W (32VA)	4320 lm
	Warm white		67516WW 		

Rated voltage: 24 V DC. Protection rating: IPX8. Includes 220V AC - 24 V DC power pack. Does not work with 220 V AC-12 V AC electromagnetic transformers. It must always be installed underwater.

PAR56 V2 lamp					
	Light Color		Code	Consumption	Luminous flux
	RGB 		43411 	48W (64VA)	2544 lm
	RGB DMX		45637 	48W (64VA)	2544 lm

Rated voltage: 24 V DC. Protection rating: IPX8. It must always be installed underwater.



LUMIPLUS ESSENTIAL



A COMPLETE RANGE OF LEDs.
ALL YOU NEED TO LIGHT A POOL.

Like the rest of LumiPlus products, **AstralPool LumiPlus Essential** is made of high-quality LEDs and electronic components, and is manufactured entirely in the EU to European quality standards.

The AstralPool LumiPlus family delivers:

- Greater energy efficiency.
- High performance projectors with top quality lighting (TQL) technology.
- Enhanced energy efficiency in pools thanks to the use of LumiPlus lamps and projectors.
- IP68 protection rating.



THE RANGE







LumiPlus Essential







Lamps - PAR 56

TECHNICAL FEATURES







Lamp PAR56

Description	Light Color		Code	Consumption	Luminous flux
 LumiPlus Essential PAR56 White LED lamp	White		73761	14.5 W (20 VA)	1485 lm
	Rated voltage: 12V DC. IP68. Cable not included. Must always be installed submerged in water.				
 LumiPlus Essential PAR56 RGB LED lamp	RGB		75767	22 W (29 VA)	1100 lm
	Rated voltage: 12V DC. IP68. Cable not included. Must always be installed submerged in water. Can be only controlled by a normally closed push button. Not RC 900 or 1100 compatible.				

Remote controlled RGB (900 lm)

Description	Light Color		Code	Consumption	Luminous flux
 LumiPlus Essential PAR56 RGB LED lamp + RC 900	RGB		75766	15 W (23 VA)	900 lm
	Rated voltage: 12V DC. IP68. Cable not included. Must always be installed submerged in water. Works with remote control code 75775 (included).				
 LumiPlus Essential PAR56 RGB LED lamp	RGB		75774	15 W (23 VA)	900 lm
	Rated voltage: 12V DC. IP68. Cable not included. Must always be installed submerged in water. Works with remote control code 75775 (not included).				
 LumiPlus Essential PAR56 RC 900	RGB		75775	-	-

Remote controlled RGB (1100 lm)

Description	Light Color		Code	Consumption	Luminous flux
 LumiPlus Essential PAR56 RGB LED lamp + RC 1100	RGB		75771	22 W (29 VA)	1100 lm
	Rated voltage: 12V DC. IP68. Cable not included. Must always be installed submerged in water. Works with remote control code 75773 (included).				
 LumiPlus Essential PAR56 RGB LED lamp	RGB		75772	22 W (29 VA)	1100 lm
	Rated voltage: 12V DC. IP68. Cable not included. Must always be installed submerged in water. Works with remote control code 75773 (not included).				
 LumiPlus Essential PAR56 RC 1100	RGB		75773	-	-







LumiPlus Essential







Standard projector PAR 56

TECHNICAL FEATURES







Projector PAR56

Description	Light Color		Code	Consumption	Luminous flux
 LumiPlus Essential PAR56 White LED projector	White		70870	14.5 W (20 VA)	1485 lm
	Rated voltage: 12V DC. IP68. Must always be installed submerged in water.				
 LumiPlus Essential PAR56 RGB LED projector	RGB		75435	22 W (29 VA)	1100 lm
	Rated voltage: 12V DC. IP68. Must always be installed submerged in water. Can be only controlled by a normally closed push button. Not RC 900 or 1100 compatible				

Remote controlled RGB (900 lm)

Description	Light Color		Code	Consumption	Luminous flux
 LumiPlus Essential PAR56 RGB LED projector + RC 900	RGB		75434	15 W (23 VA)	900 lm
	Rated voltage: 12V DC. IP68. Must always be installed submerged in water. Works with remote control code 75775 (included).				
 LumiPlus Essential PAR56 RGB LED projector	RGB		75776	15 W (23 VA)	900 lm
	Rated voltage: 12V DC. IP68. Must always be installed submerged in water. Works with remote control code 75775 (not included).				
 LumiPlus Essential PAR56 RC 900	RGB		75775	-	-

Remote controlled RGB (1100 lm)

Description	Light Color		Code	Consumption	Luminous flux
 LumiPlus Essential PAR56 RGB LED projector + RC 1100	RGB		75777	22 W (29 VA)	1100 lm
	Rated voltage: 12V DC. IP68. Must always be installed submerged in water. Works with remote control code 75773 (included).				
 LumiPlus Essential PAR56 RGB LED projector	RGB		75778	22 W (29 VA)	1100 lm
	Rated voltage: 12V DC. IP68. Must always be installed submerged in water. Works with remote control code 75773 (not included).				
 LumiPlus Essential PAR56 RC 1100	RGB		75773	-	-

LumiPlus Essential

Kit for concrete pool



TECHNICAL FEATURES

Kit for concrete pool PAR 56

Description	Light Color	Code	Consumption	Luminous flux	
 LumiPlus Essential PAR56 White LED Kit for concrete pools	White	E	66828	14.5 W (20 VA)	1485 lm
	Rated voltage: 12V DC. IP68. Must always be installed submerged in water.				
LumiPlus Essential PAR56 RGB LED Kit for concrete pools	RGB	G	75437	22 W (29 VA)	1100 lm
	Rated voltage: 12V DC. IP68. Must always be installed submerged in water. Can be only controlled by a normally closed push button. Not RC 900 or 1100 compatible.				

Remote controlled RGB (900 lm)

Description	Light Color	Code	Consumption	Luminous flux	
 LumiPlus Essential PAR56 RGB LED Kit for concrete pools + RC 900	RGB	G	74558	15 W (23 VA)	900 lm
	Rated voltage: 12V DC. IP68. Must always be installed submerged in water. Works with remote control code 75775 (included).				
LumiPlus Essential PAR56 RGB LED Kit for concrete pools	RGB	G	75780	15 W (23 VA)	900 lm
	Rated voltage: 12V DC. IP68. Must always be installed submerged in water. Works with remote control code 75775 (not included).				
LumiPlus Essential PAR56 RC 900	RGB	G	75775	-	-

Remote controlled RGB (1100 lm)

Description	Light Color	Code	Consumption	Luminous flux	
 LumiPlus Essential PAR56 RGB LED Kit for concrete pools + RC 1100	RGB	G	75781	22 W (29 VA)	1100 lm
	Rated voltage: 12V DC. IP68. Must always be installed submerged in water. Works with remote control code 75773 (included).				
LumiPlus Essential PAR56 RGB LED Kit for concrete pools	RGB	G	75782	22 W (29 VA)	1100 lm
	Rated voltage: 12V DC. IP68. Must always be installed submerged in water. Works with remote control code 75773 (not included).				
LumiPlus Essential PAR56 RC 1100	RGB	G	75773	-	-




LumiPlus Essential

Kit for prefabricated pool

TECHNICAL FEATURES

Kit for concrete pool PAR 56

Description	Light Color	Code	Consumption	Luminous flux	
 LumiPlus Essential PAR56 White LED Kit for prefabricated pools	White	E	70528	14.5 W (20 VA)	1485 lm
	Rated voltage: 12V DC. IP68. Must always be installed submerged in water.				
LumiPlus Essential PAR56 RGB LED Kit for prefabricated pools	RGB	G	75440	22 W (29 VA)	1100 lm
	Rated voltage: 12V DC. IP68. Must always be installed submerged in water. Can be only controlled by a normally closed push button. Not RC 900 or 1100 compatible.				

Remote controlled RGB (900 lm)

Description	Light Color	Code	Consumption	Luminous flux	
 LumiPlus Essential PAR56 RGB LED Kit for prefabr. pools + RC 900	RGB	G	75439	15 W (23 VA)	900 lm
	Rated voltage: 12V DC. IP68. Must always be installed submerged in water. Works with remote control code 75775 (included).				
LumiPlus Essential PAR56 RGB LED Kit for prefabricated pools	RGB	G	75783	15 W (23 VA)	900 lm
	Rated voltage: 12V DC. IP68. Must always be installed submerged in water. Works with remote control code 75775 (not included).				
LumiPlus Essential PAR56 RC 900	RGB	G	75775	-	-

Remote controlled RGB (1100 lm)

Description	Light Color	Code	Consumption	Luminous flux	
 LumiPlus Essential PAR56 RGB LED Kit for prefabr. pools + RC 1100	RGB	G	75784	22 W (29 VA)	1100 lm
	Rated voltage: 12V DC. IP68. Must always be installed submerged in water. Works with remote control code 75773 (included).				
LumiPlus Essential PAR56 RGB LED Kit for prefabricated pools	RGB	G	75785	22 W (29 VA)	1100 lm
	Rated voltage: 12V DC. IP68. Must always be installed submerged in water. Works with remote control code 75773 (not included).				
LumiPlus Essential PAR56 RC 1100	RGB	G	75773	-	-



LumiPlus Essential

Flat projector

TECHNICAL FEATURES

Flat projector PAR56

Description	Light Color		Code	Consumption	Luminous flux
 LumiPlus Essential White LED Flat projector	White		75821	14.5 W (20 VA)	1485 lm
	Rated voltage: 12V DC. IP68. Must always be installed submerged in water.				
LumiPlus Essential RGB LED Flat projector	RGB		75824	22 W (29 VA)	1 100 lm
	Rated voltage: 12V DC. IP68. Must always be installed submerged in water. Can be only controlled by a normally closed push button. Not RC 900 or 1100 compatible				

Remote controlled RGB (900 lm)

Description	Light Color		Code	Consumption	Luminous flux
 LumiPlus Essential RGB LED Flat projector + RC 900	RGB		75822	15 W (23 VA)	900 lm
	Rated voltage: 12V DC. IP68. Must always be installed submerged in water. Works with remote control code 75775 (included).				
LumiPlus Essential RGB LED Flat projector	RGB		75823	15 W (23 VA)	900 lm
	Rated voltage: 12V DC. IP68. Must always be installed submerged in water. Works with remote control code 75775 (not included).				
LumiPlus Essential RC 900	RGB		75775	-	-

Remote controlled RGB (1100 lm)

Description	Light Color		Code	Consumption	Luminous flux
 LumiPlus Essential RGB LED Flat projector + RC 1100	RGB		75825	22 W (29 VA)	1 100 lm
	Rated voltage: 12V DC. IP68. Must always be installed submerged in water. Works with remote control code 75773 (included).				
LumiPlus Essential RGB LED Flat projector	RGB		75826	22 W (29 VA)	1 100 lm
	Rated voltage: 12V DC. IP68. Must always be installed submerged in water. Works with remote control code 75773 (not included).				
LumiPlus Essential RC 1100	RGB		75773	-	-

Lighting selection guide

LumiPlus projectors FOR SPAS

	SPAs			
	White light		RGB light	
				
	Micro	Mini V2	Micro	Mini V2
Type of installation				
Luminous flux	315 lm	315 lm	186 lm	186 lm
Power	4 W (6VA)	4 W (6VA)	4 W (7VA)	4 W (7VA)
Energy efficiency				
Light color temperature	 5.700K 3.000K	 5.700K 3.000K		
Decorative ring color				
Lighting area	 5m ² x projector		 3m ² x projector	

LumiPlus projectors for SPA



Snap-in MINI V2 projectors



DESCRIPTION

Projectors may be installed both in and out of the water. The RGB model is compatible with LumiPlus ECO, LumiPlus Top, LumiPlus LED APP and LumiPlus Modbus controls. The RGB DMX model requires the LumiPlus DMX 52142 controller (see page 432-433).

LumiPlus monochrome white light lamps and projectors are also available in Warm White.

MINI V2 projector for SPA

Light Color		Type of decorative ring		Consumption	Luminous flux
		White	S.S.		
White		52132	52133	4W (6VA)	315 lm
Warm White		52132WW	52133WW	4W (6VA)	315 lm
RGB		52126	52127	4W (7VA)	186 lm
RGB DMX		52138	52139	4W (4VA)	186 lm

Rated Voltage: 12V AC (RGB & White) 24V DC (RGB-DMX). IPX8 protection. Includes 2.5 m H07RN-F 2x1.5 mm² cable. Fastened between a threaded bolt and 2" nut.

Color front plates for MINI V2 projectors

		Beige	Light grey	Anthracite
	Color front plate for MINI V2 projector for SPA	08554-0500CL090	08554-0500CL129	08554-0500CL144

MICRO projector for SPA

Light Color		Type of decorative ring		Consumption	Luminous flux
		White	S.S.		
White		40765	40766	4W (6VA)	315 lm
Warm White		40765WW	40766WW	4W (6VA)	315 lm
RGB		64554	64555	4W (7VA)	186 lm
RGB DMX		64559	64560	4W (4VA)	186 lm














Rated Voltage: 12V AC (RGB & White) 24V DC (RGB-DMX). IPX8 protection. Includes 2.5 m H07RN-F 2x1.5 mm² cable. Fastened between a threaded bolt and 2" nut.



Fluidra Connect-compatible

Selection guide

LumiPlus RGB control systems

	LumiPlus ECO	LumiPlus Wireless Control Motion	LumiPlus Wireless Range Extender	LumiPlus TOP	LumiPlus WIFI Access Point +	LumiPlus Modbus CONNECT	LumiPlus DMX	
CONTROL								
Control system		N/A						
LumiPlus RGB V1 (Flexi V1 and PAR56 V1)	✓ Max 14 projectors	-	-	✓ Max 22 projectors	✓ Max 22 projectors	✓ Max 22 projectors	-	-
LumiPlus RGB V2 (Flexi V2, Design, PAR56 V2)	✓ Max 10 projectors	-	-	✓ Max 12 projectors	✓ Max 12 projectors	✓ Max 12 projectors	-	-
LumiPlus RGB Flexi Mini	✓ Max 35 projectors	-	-	✓ Max 50 projectors	✓ Max 50 projectors	✓ Max 50 projectors	-	-
LumiPlus RGB DMX (Flexi V2, FlexiMini, Design, PAR56 V2)	-	-	-	-	-	-	✓ Limited by the transformer's power output	-
LumiPlus RGB DMX (Micro, Mini SPA)	-	-	-	-	-	-	-	✓ Max 9 projectors for 52142
LumiPlus RGB Wireless (Flexi and PAR56)	✓ Max 14 projectors	✓ Max 2 projectors*	✓ Max 3 projectors*	✓ Max 22 projectors	✓ Max 22 projectors	✓ Max 22 projectors	-	-
LumiPlus RGB Wireless (FlexiMini)	✓ Max 35 projectors	✓ Max 3 projectors*	✓ Max 9 projectors*	✓ Max 50 projectors	✓ Max 50 projectors	✓ Max 50 projectors	-	-


* Compatible with projectors and lamps with Lumiplus Wireless.
Maximum installation depth 0.40m.
Range limited to 5 meters

Control systems

System	Code	Description	Projectors
<p>LumiPlus RGB ECO</p> 	32458	<p>The simplest and most economical colour change system.</p> <p>LumiPlus ECO is a push-button switch that allows 14 modes of operation: 7 fixed colours and 7 different colour sequences.</p> <p>Each time the push button is pressed, the colour or sequence will change. By pressing for several seconds, the light is white.</p> <p>The push button must be sized to withstand the power consumed by the number of lights in the facility.</p> <p>Maximum charge 700 VA. Must be connected in the transformer primary.</p>	Any LumiPlus RGB projector.
<p>LumiPlus Control Motion</p> 	59125	<p>Colour change CONTROL in your hand.</p> <p>The LumiPlus Control Motion remote control enables wireless projector control, directly offering on/off options, 12 colour changes, 8 sequence changes and sequence speed.</p> <p>It also detects movement, letting you activate colours and sequences by vertical and horizontal movements, respectively.</p> <p>Compatible with the LumiPlus Wireless range of projectors only.</p> <p>Can control 2 wireless projectors and 3 in FlexiMini</p>	<p>Flexi (ABS body) V1 RGB Wireless PAR56 V1 RGB Wireless</p> <p>* Not compatible with stainless steel FlexiNiche projectors.</p>
<p>LumiPlus Wireless Range Extender</p> 	64633	<p>Allows expansion of the signal that the LumiPlus Control Motion sends to the projectors with the wireless control system.</p> <p>Ideal for facilities whose architectural features or projectors installation makes it hard for the LumiPlus Control Motion signal to reach the wireless projectors properly.</p>	
<p>LumiPlus RGB TOP</p> 	27818 + 41988	<p>The LumiPlus TOP system is a professional control of the color.</p> <p>System comprising the 27818 modulator and 41988 remote control that enables to control a large number of projectors. The modulator has an antenna with a 50m range to receive the signal from the remote control (bought separately).</p> <p>The LumiPlus TOP system enables:</p> <ul style="list-style-type: none"> Projector on/off action. Colour selection: 12 fixed colours available. Sequence selection: 8 sequences available. Sequence speed selection: 8 speeds available for each sequence. <p>Supplied separately. A total of 10 LumiPlus modulators can be synchronized.</p>	Any LumiPlus RGB projector.
<p>Existing installation</p> 	75813	<p>Control your pool lighting from your smartphone.</p> <p>Easily control your swimming pool luminaires from your smartphone with LumiPlus WiFi Access Point +.</p> <p>While wired to a LumiPlus RGB modulator (code 27818) allows the user to choose between 12 still colours, 8 colour changing sequences, 8 colour changing speeds and set an off timer to AstalPool's RGB luminaires.</p> <p>2 steps setting and ready to play:</p> <ol style="list-style-type: none"> 1) Once installed, connect LumiPlus Access Point + to a WiFi net. 2) Download the LumiPlus LED app to control the swimming pool luminaires from any smartphone connected to the same WiFi net as the LumiPlus Access Point +. <p>LumiPlus LED is available for free in Apple Store and Google Play.</p> 	Any LumiPlus RGB projector
<p>New installation</p> 	75814		

POOL LIGHTING

Control systems

	System	Code	Description	Projectors
LumiPlus Modbus FLUIDRA CONNECT 	Existing installation	57434	<p>Control your pool lighting anywhere, anytime.</p> <p>The Modbus protocol enables the control of the LumiPlus modulator. It can be used to switch the projectors on and off, change their colours and sequence speed and set the time for putting the projectors in sleep mode. Download the Fluidra Connect app for instant information about the state of your pool 365 days a year. Fluidra Direct is peace of mind, comfort and leisure. In addition to controlling projectors, LumiPlus lets you control the filtration, water treatment and more of your pool through the Modbus protocol.</p>	Any LumiPlus RGB projector
	New installation	57435	<p>The LumiPlus Modbus should only be installed as an additional feature to the LumiPlus 27818 modulator for correct installation and operation.</p>	
LumiPlus RGB DMX	<p>Design lighting scenes for fountains and large aquatic spaces</p>			
	RGB DMX Modulator	41107	<p>DMX LED projector modulator/12V AC</p> <p>DMX receiver for the Flexi, PAR56, S-LIM and Design ranges. Receiving orders from the DMX controller (Astral DMX 74099 or Astral DMX Pro 74500) via the DMX bus and acting on the projectors that are connected.</p>	LumiPlus RGB-DMX projector
	RGB-DMX power pack	52142	<p>Product designed exclusively for use with V2 and V3 Mini LED and RGB DMX Micro projectors.</p> <p>The power pack can control up to 9 projectors, receiving orders from the system's DMX controller (Astral DMX 74099 or Astral DMX Pro 74500) via the DMX bus and acting on the projectors that are connected.</p> <p>The power pack has been designed to be used solely with DMX protocol and 24V DC DMX controllable parts from AstralPool.</p>	
	DMX controller	74099	<p>LumiPlus DMX System makes it possible to control lights individually or by groups.</p> <p>Users will have easy and intuitive full control over a projector or group of projectors.</p> <p>Main advantages / benefits:</p> <ul style="list-style-type: none"> Very accurate control over the lights: colour and dimming. Plug and play. Projectors can be operated independently or combined. Allows creating new light scenes. 	
DMX PRO controller	74100	<p>LumiPlus DMX system does not require any additional wiring for projectors. Smartphone or tablet control via an app.</p>		

Other LED solutions:

PAR56 projectors, PAR56 lamps and Flat projectors



PAR56 projectors



DESCRIPTION

PAR56 underwater lamp, improves energy efficiency compared to the traditional 300 W halogen PAR56 lamps. It must always be installed completely submerged. The lamps PAR56 are directly retrofittable with halogen 300 W lamps / projectors.

Lifespan of 25000 h.

The RGB lamp is controlled by a remote control, which is included, with a 2 m range and can control 2 lamps. The White lamp does not include remote control.

To correctly light a pool it is advisable to install a light from this range every 15 m² of water surface.

Note: this recommendation applies to pools light in color with white light spotlights, but if there are RGB spotlights more should be fitted. In dark pools it is recommended to use more projectors per m².

Projectors PAR56 needs a niche (see page 442) to complete the installation. Projector Flat to wall installations is delivered with the accessory to install in concrete and polyester pools. To complete the installation in panel pools needs spare part kit 24765-0500.

How to
replace a PAR
56 lamp?



TECHNICAL FEATURES

PAR56 projectors

	Light color	Embellisher	Code	Consumption	Luminous flux	
	White		White	74940	11.5W (18VA)	1300 lm
			Beige	74940CL090		
			Light grey	74940CL129		
			Anthracite grey	74940CL144		
	RGB		White	71742	15 W (23 VA)	900 lm
			Beige	71742CL090		
			Light grey	71742CL129		
			Anthracite grey	71742CL144		
			White	75829		
			Beige	75829CL090		
			Light grey	75829CL129		
	Anthracite grey	75829CL144				
	-	-	-	75828	-	-

Must be connected to a 12VAC safety transformer. 2.5 m cable. IPX8 protection.

Other LED solutions:

PAR56 projectors, PAR56 lamps and Flat projectors

TECHNICAL FEATURES

PAR56 lamps

	Light color	Code	Consumption	Luminous flux
	White	74939	11.5W (18VA)	1300 lm
	RGB	71740	15 W (23 VA)	900 lm
		75827		
	-	75828	-	-

Must be connected to a 12VAC safety transformer. IPX8 protection.

Flat projectors

	Light color	Code	Consumption	Luminous flux
	White	74941	11.5W (18VA)	1300 lm
	RGB	71744	15 W (23 VA)	900 lm
		75830		
	-	75828	-	-

Must be connected to a 12VAC safety transformer. 2.5 m cable. IPX8 protection.

NL NICHELESS LED LIGHTS

EASY-TO-INSTALL, ECO-FRIENDLY LIGHTING

Pool lighting is an essential asset for enhancing your pool.

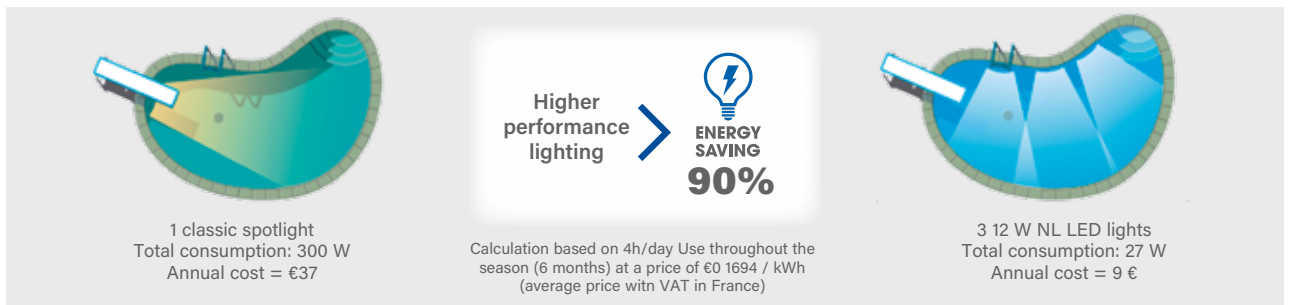
Zodiac® NL LED lights enable you to achieve this and they are both **energy saving and easy to install**.

They are installed during the construction stage and enhance all pool types, **using innovative, obstruction-free technology**.

> LED LIGHTING: AN ENERGY-SAVING INNOVATION

Energy efficient: powerful lighting with an **energy saving of up to 90%** (compared to incandescent or halogen spotlights).

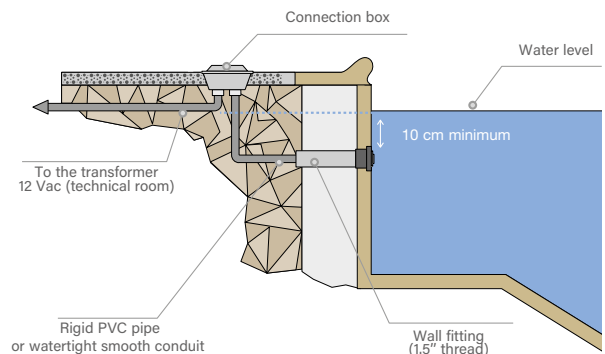
Long lasting: they last up to **10 times longer** than traditional incandescent light bulbs.



> "NICHELESS" INSTALLATION: INSTALLED ANYWHERE, QUICKLY AND EASILY!

Quickly & easily: With Zodiac® NL LED lights, there's no need to build a niche, they slot directly into a standard 1.5" wall fitting and are compatible with all pool surfaces (liner/PVC, concrete, polyester, etc.).

Compact: They integrate perfectly into the pool, adding to its aesthetic appeal and are compatible with all pool cleaners (no obstructions jutting out from the wall).



> COMPACT AND POWERFULL LIGHTS: CUSTOMISABLE AMBIANCE LIGHTING!

Freedom and creativity: NL LED lights offer a **wide range of set colors and ambiance lighting** thanks to their RGBW technology.

SET COLORS

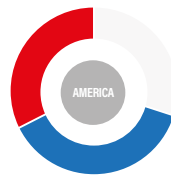
- ALPINE WHITE
- SKY BLUE
- COBALT BLUE
- CARIBBEAN BLUE
- SPRING GREEN
- EMERALD GREEN
- EMERALD ROSE
- MAGENTA
- VIOLET



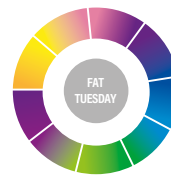
A sophisticated and relaxing atmosphere



An electric atmosphere with over 1,500 constantly changing colors



A star-shaped light show in red, white and blue



A carnival atmosphere with a 32-color display



A night brought to life by hundreds of colors



Simple to use: 100% compatible with Zodiac® AquaLink® TRI automation and eXO® iQ smart salt water chlorinators (LS and standard versions) and Hydroxinator® iQ, NL LED lights can be controlled from your smartphone via the iAquaLink™ app.

DID YOU KNOW?

WITH RGBW LED, THERE'S NO NEED TO CHOOSE BETWEEN WHITE AND COLOR!

Zodiac® NL LED lights are innovative, using RGBW technology (Red-Green-Blue-White) to add white to all 3 primary colors. This enables you to generate an infinite color pallet, with a more natural shade, or pure white lighting.



DESIGN

NL



- + Perfect integration for an enhanced pool
- + Powerfull Led lighting
- + Guaranteed energy savings

ACCESSORIES INCLUDED IN THE PACK

Installation tool	White & grey cosmetic rings

ASSOCIATED PRODUCTS

Hydroxinator® iQ	eXO® iQ
WW000172/173/174/175	WW000162/163/164/165/170/171

PRODUCT REFERENCES

NL	6RGBW	12RGBW	24RGBW	6BW	12BW	24BW
Standard Model	WT000233	WT000234	WT000235	WT000236	WT000237	WT000238

DESCRIPTION

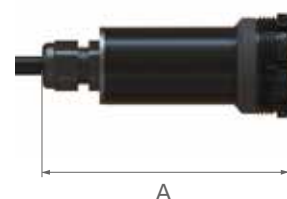
NL	6RGBW	12RGBW	24RGBW	6BW	12BW	24BW
Installation Compatibility	Pool outlet with 1,5" internal thread and without internal reduction ("suction cleaner" outlet type)					
Led Type	RGBW : color + white			Bright white		
Operating Mode(s)	9 fixed colors & 5 multicolor lighting ambiances			1 fixed color : white		
Color Choice*	Manual (on/off sequences) Remote control using iAquaLink™ smartphone app					
Use	Fresh water and salt water up to 6 g/L (6000 ppm)					

TECHNICAL SPECIFICATIONS

NL	6RGBW	12RGBW	24RGBW	6BW	12BW	24BW
Power	6 W	12 W	24 W	6 W	12 W	24 W
Max amperage (A)	0.52	0.92	1.25	0.62	1.09	1.84
Illuminated surface (m ²)**	160	340	505	390	725	1180
Luminous flux (Lumen)	12 to 15	15 to 20	20 to 24	12 to 15	15 to 20	20 to 24
Led lifespan ***	10 000 h					
Protection rating	IP 68					
Power supply	12 VAC - 50/60 Hz					
Cable lenght	3 m					

DIMENSIONS AND WEIGHT

NL	6RGBW	12RGBW	24RGBW	6BW	12BW	24BW
External diameter (lens)	49.6 mm					
Light body diameter	36.7 mm					
Length A (without cable)	118 mm	143 mm	118 mm	143 mm		
Weight (with cable)	500 g	520 g	500 g	520 g		



* : Needs eXO® iQ salt water chlorinator or automation Zodiac pool automation system.
 ** For a light colored pool finish. Reduce illuminated surface by roughly 20% for dark pool finishes.
 *** : Theoretical lifespan in hours, for information only.

New EU regulation*

since 1st September 2021

According to the eco-design regulation, the swimming pool halogen lights can no longer be sold in the European Union market



POOL
LIGHTING



We are your LED's best partner

With our LED solutions for swimming pools, we'll make it easy for you and your customers



MADE IN EUROPE

100% production in our own facilities



QUALITY CONTROL

360° continuous control from suppliers
ISO certifications to finished products



BUILT BY POOL EXPERTS

More than 15 years of R&D experience to
design, inject and test watertight solutions

*EU Regulation 2019/2020 (Ecodesign requirements for light sources), halogen lights for swimming pools can no longer be sold in the EU countries. This also applies to the United Kingdom and Qatar.

FLUIDRA

Lamps

According to UE Regulation 2019/2020, from September 1st, 2021 halogen cannot be sold anymore on the European Union market. This is also valid in other countries such as UK and Qatar.



TECHNICAL FEATURES

Lamps for lights			
Type of lamp		Code	Consumption
Halogen PAR56	For lights with niche	00370	300W (12 V)
Dichroic GX-5.3	For mini lights	19334	50W (12 V)

According to UE Regulation 2019/2020, from September 1st, 2021 halogen cannot be sold anymore on the European Union market. This is also valid in other countries such as UK and Qatar.



Standard light

DESCRIPTION

All plastic materials. PAR56 300W 12V AC halogen lamp.

For correct pool lighting, we recommend: one projector per 25-30 m² of pool area. This recommendation is valid for light coloured pools. For pools in dark colours or stainless steel, we recommend a higher proportion of projectors per m².

The projector must be always be submerged in water.

Projectors for installation in "standard" niche (included).

TECHNICAL FEATURES

Standard light					
Type of pool	Cable 2x6 mm ² 2.5 m	Type of decorative ring Ø280 mm		Consumption	Niche included
		ABS	S.S.		
Concrete	Yes	07844	07843	300W (300 VA)	Yes
	No		07837		
Prefabricated	Yes		07855		

Rated voltage: 12 V AC. Protection rating: IPX8. Compatible with standard niches (included).

Mini light

According to UE Regulation 2019/2020, from September 1st, 2021 halogen cannot be sold anymore on the European Union market. This is also valid in other countries such as UK and Qatar.



**Fast assembly
Mini light**

DESCRIPTION

Small underwater projector. GX-5.3 50W 12V AC aluminized halogen lamp.


For correct pool lighting, we recommend one projector per 10 m² of pool area. This recommendation is valid for light coloured pools. For pools in dark colours or stainless steel, we recommend a higher proportion of projectors per m².

The projector must be always be submerged in water.

Projectors for installation in bushings or niche, depending on model (not included). To complete the installation the right housing should be purchased for each type of pool (see page 442). This recommendation is valid for light coloured pools. For pools in dark colours or stainless steel, we recommend a higher proportion of projectors per m².


TECHNICAL FEATURES

Fast assembly Mini light

	Body	Type of decorative ring Ø96 mm		Consumption	Fixing
		ABS	S.S.		
	Plastic	33708		50W (50 VA)	Ø63 wall conduit or Fast assembly Mini Niche
	Metal	33684			

Rated voltage: 12V AC. IPX8 protection. Includes 2.5 m H07RN-F 2 x 1.5 mm² cable.
Compatible with a 63 bushing (code 15661) or snap-in mini niche (not included). Select the appropriate option for each pool (see page 442).

Mini light for Spa and prefabricated pool

	Body	Type of decorative ring Ø96 mm		Consumption	Fixing
		ABS	S.S.		
	Plastic	33709	36647	50W (50 VA)	Threaded body and 2" nut

Rated voltage: 12 V AC. Protection rating: IPX8. Includes 2.5-m H07RN-F 2 x 1.5 mm² cable.

Mini light for Mini Niche (Light spot)

	Body	Type of decorative ring Ø96 mm		Consumption	Fixing	Niche included
		ABS	S.S.			
	Plastic	49820	49821	50W (50 VA)	Mini niche	No

Rated voltage: 12V AC. IPX8 protection. Includes 2.5 m H07RN-F 2 x 1.5 mm² cable.
Compatible with mini niche (not included). Select the appropriate option for each pool (see page 442)


Niches guide

TYPE OF INSTALLATION	TYPE OF PROJECTOR	TYPE OF POOL						
		CONCRETE	CONCRETE + LINER		POLYESTER		PANELS	
			with inserts	without inserts	with inserts	without inserts	with inserts	without inserts
	LumiPlus FlexiNiche PAR56 projector	 00349	 00364 / 17805	 72261/28887	 00364/17805	 72261/28887	 23671	 23670
	LumiPlus FlexiNiche LumiPlus Design	 59813	 59814	 59815	 59814	 59815	 59814 + double gasket (59814-0100)	 59815 + double gasket (59814-0100)
	LumiPlus FlexiNiche full SS	 54102	 54103	-	 54103	-	-	-
	LumiPlus FlexiSlim	-	-	-	-	-	-	-
	LumiPlus FlexiRapid	 35418	 59983  17382	 06544	-	 74179	 00332	 27084
	LumiPlus FlexiMini Niche	 06967	 00369	-	 00369	-	 49828	-
	LumiPlus FlexiMini L Nozzle	 00300/ 00301	 59983  17382	-	-	 00336	 00332	-
	LumiPlus FlexiMini S Nozzle	 35418	-	 06544	-	 74179	-	 27084
	LumiPlus FlexiMini Pipe	 15661	-	-	-	-	-	-

Standard niches



TECHNICAL FEATURES

Niches				
Concrete pool	Prefabricated pools		Panels pool	
	With inserts	Without inserts	With inserts	Without inserts
00349 	00364	28887	23671	23670
	17805	72261		

Compatible with: LumiPlus FlexiNiche, LumiPlus PAR56 series, Standard and Global halogen lights and PAR56 Aquasphere projectors



AISI-316L stainless steel niches

TECHNICAL FEATURES


AISI-36 stainless steel niches	
Concrete pools	Liner swimming pool
54102	54103

Compatible with: LumiPlus FlexiNiche in Stainless Steel, LumiPlus stainless PAR56 steel range and stainless steel incandescent projectors.




PS niches

TECHNICAL FEATURES

PS niches		
Concrete pool	Prefabricated pools	
	With inserts	Without inserts
00355 	-	00367

Compatible with: LumiPlus FlexiNiche, Global and PAR56 Aquasphere projectors.



NICHES




Niches for projector DESIGN

and also compatibles with LumiPlus FlexiNiche



TECHNICAL FEATURES

Niches			
Concrete pool	Prefabricated pools		Fixation kit to adapt LumiPlus Design to other 180mm niches
	With inserts	Without inserts	
59813 	59814	59815	59818*

Compatible with: LumiPlus FlexiNiche ABS and Stainless Steel and LumiPlus Design.


* Fitting kit to install LumiPlus Design to the majority of niches from Ø180 to Ø190 mm on the market (Hugo Lahme, MTS Productksts, Wibre...).



Mini niches



TECHNICAL FEATURES

MINI niches		
Concrete pool	Prefabricated pools	Panel pools
06967 	00369	49828

Compatible LumiPlus FlexiMini V1 and V2; LumiPlus Mini V2 series and Mini halogen lights for niche.




Mini niche with integrated nozzle for fast assembly Mini projectors



TECHNICAL FEATURES

Mini niche with integrated nozzle for fast assembly Mini projectors

Concrete pools	Prefabricated pools
53956 	59983

53956: Compatible with the LumiPlus FlexiMini Pipe V1 and V2 ; LumiPlus Mini V2 snap-in; LumiPlus V3, LumiPlus FlexiRapid and Mini halogen snap-in ranges.
59983: Compatible with the LumiPlus FlexiMini Nozzle L V1 and V2; LumiPlus Mini V3 and LumiPlus FlexiRapid ranges.



Transformers for pool and fountain lighting



More compact.
More functional.
Specially designed for lighting up fountains and pools.

DESCRIPTION

- Suitable for all types of circuit board.
- Quick and easy installation.
- Connection via terminals protected against indirect contacts.
- Up to 40 m between the spotlight and transformer.
- Made in compliance with Standard UNE-EN-61558-2-6.
- IP-20 protection rating.
- Age-resistant housing.

	Code	Standard Pack	Standard weight in kg	Standard volume in m ³
100 VA 230 V to 12 V transformer	00383-1369	-	-	-
300 VA 230 V to 12 V transformer	00384-1369	-	-	-
600 VA 230 V to 12 V transformer	00385-1369	-	-	-



Transformers



DESCRIPTION

Made in compliance with standard EN 60742.

	Code	Standard Pack	Standard weight in kg	Standard volume in m ³
130VA from 230V to 12V	00383-4146	6	15.0	0 011
300VA from 230V to 12V cable length up to 35 m	71436	4	21.0	0 012
600VA from 230V to 12V cable length up to 25 m	00385-4146	2	19.0	0 012

Alternative transformer range, on enquiry.



Encapsulated security transformer with IP-65 protection rating for pools



DESCRIPTION

Manufactured according to the rules UNE-EN 61558 and directive CE.

- Bodywork has IP-657 protection rating.
- Class II transformer. Total protection against all electric shocks.
- Self-extinguishing bodywork, as per IEC 695-2-1
- Frequency of 50-60 Hz.

	Code	Standard Pack	Standard weight in kg	Standard volume in m ³
130 VA from 220-240 V to 12 V	35807	1	3.2	0.02
400 VA from 220-240 V to 12-17 V	35385	1	6.8	0.04
800 VA from 280-240 V to 12-17 V	35386	1	10.4	0.04

Transformer protection boxes



DESCRIPTION

Made of zinc plated steel plate, painted finish.

	Code	Standard Pack	Standard weight in kg	Standard volume in m ³
For transformer 00383	00386	1	1.15	0.01
For transformer 00384	00387	1	1.57	0.01
For transformer 00385	00388	1	3.00	0.01



UNIK connection box



DESCRIPTION

Manufactured in ABS, with a cover designed to be integrated in the pool surroundings.

Compatible to install in a Ø50 tube or hose.

The connection system is M-25 on the inside, which allows to manipulate it after its installation. The internal connection is with a M-25 cable gland and the external connection is 3/4 BSP.

	Code	Standard Pack	Standard weight in kg	Standard volume in m ³
White	75971	8	4.65	0 030
Beige	75971CL090	8	4.65	0 030
Light Grey	75971CL129	8	4.65	0 030
Anthracite	75971CL144	8	4.65	0 030

Connection box



DESCRIPTION

Manufactured in ABS.

Compatible to install in a Ø50 tube or hose.

The connection system is M-25 on the inside, which allows to manipulate it after its installation. The internal connection is with a M-25 cable gland and the external connection is 3/4 BSP.

	Code	Standard Pack	Standard weight in kg	Standard volume in m ³
White	75972	8	3.8	0 030
Beige	75972CL090	8	3.8	0 030
Light Grey	75972CL129	8	3.8	0 030
Anthracite	75972CL144	8	3.8	0 030

Connection box with security cover



30825CL090

30825






30825CL144

30825CL129

DESCRIPTION

Manufactured in ABS, made up of three 3/4" inlets/outlets M-25 and 3/4" thread connections.

	Code	Standard Pack	Standard weight in kg	Standard volume in m ³
White	30825	12	4.65	0 030
Beige	 30825CL090	12	4.65	0 030
Light Grey	 30825CL129	12	4.65	0 030
Anthracite	 30825CL144	12	4.65	0 030

Connection boxes for gluing pipes Ø50 mm







65215CL090

65215



65215CL144

65215CL129

	Code	Standard Pack	Standard weight in kg	Standard volume in m ³
White	 65215	8	3.8	0 030
Beige	 65215CL090	8	3.8	0 030
Light Grey	 65215CL129	8	3.8	0 030
Anthracite	 65215CL144	8	3.8	0 030

Connection box



DESCRIPTION

In AISI-316 stainless steel. Two PG 15 thread side outlets with two PG16 to M25 converters.

3/4" BSP threaded bottom connection.

	Code	Standard Pack	Standard weight in kg	Standard volume in m ³
Connection box	00393	1	0.21	0 002

Flexible conduit hose



DESCRIPTION

For connection from light to connection box, length 1 m hose.

	Code	Standard Pack	Standard weight in kg	Standard volume in m ³
Threaded ends 3/4" & M25	28138	1	-	-
M-25 socket joint	10892-0404	1	-	-
Threaded ends 3/4" and M26 150 cm	28138-150	1	-	-

Cable roll H07RN-F



	Code	Standard Pack	Standard weight in kg	Standard volume in m ³
Cable 2x1.5mm ² - 5m.	74652	1	-	0.01
Cable 2x1.5mm ² - 10m.	74656	1	-	0.01
Cable 2x1.5mm ² - 15m.	74657	1	-	0.01
Cable 2x1.5mm ² - 20m.	74658	1	-	0.01
Cable 2x1.5mm ² - 25m.	74659	1	-	0.01
Cable 2x1.5mm ² - 30m.	74673	1	-	0.01
Cable 2x2.5mm ² - 10m.	71645	1	-	0.01
Cable 2x2.5mm ² - 15m.	71646	1	-	0.01
Cable 2x2.5mm ² - 20m.	71647	1	-	0.01
Cable 2x2.5mm ² - 25m.	71648	1	-	0.01
Cable 2x2.5mm ² - 30m.	71649	1	-	0.01
Cable 2x6mm ² - 100m	15264	1	187.5	-

Underwater connection kit



DESCRIPTION

The kit has all the necessary components to carry out any watertight connection. Due to the properties of the product, the resin seals all gaps. Maximum safety, easy installation, in 2 hours it is ready to be submerged.

	Code	Standard Pack	Standard weight in kg	Standard volume in m ³
Kit for Ø 13 to 15 mm cables	32803	1	0.3	0 002
Kit for Ø 8 to 12 mm cables	35661	1	0.3	0 002

Underwater connector with IP68 protection rating and 4 poles



DESCRIPTION

Includes 5 connectors and two wrenches.

	Code	Standard Pack	Standard weight in kg	Standard volume in m ³
Overhead connector	71318	24	4.2	0.3

Outdoor lighting


Starlight portable lights

DESCRIPTION



Decorative lights for indoors and out and even for floating in the water. Includes a remote control for choosing one of the 16 different colours available. They work on low consumption LED technology and once the battery has been charged have a runtime of up to 20 hours. Starlight is water-resistant The charger is supplied with the product.

	Code	Standard Pack	Standard weight in kg	Standard volume in m ³
StarLight Altair Conical shape 290 x 320 mm	53937	1	3	0 050
StarLight Sirio Circle shape Ø 350 mm	53938	1	3	0 051
StarLight Vega Oval shape 350 x 270 mm	53939	1	3	0 051



Aquarmony Loudspeaker



DESCRIPTION

With frontal installation. To listen to music and voice underwater creating a magical and different atmosphere. Aquarmony is a sealed waterproof loudspeaker designed for your pool. It is made of high quality components, innovative technology and with an assembly system assuring a correct operation in salt water or with a high Chlorine content. Easy installation.

	Code	Standard Pack	Standard weight in kg	Standard volume in m ³
Aquarmony Loudspeaker	25680	-	-	-
Niche for concrete pool	00349	-	-	-
Niche for liner pool	00364	-	-	-

Note: The niches come with a stuffing box assembly and a 1.5-m cable grommet specially designed for the Aquarmony range



TECHNICAL FEATURES

Maximum power	60 W
Impedance	4 ohm
Frequency	200-12000 Hz
Maximum area per loudspeaker	80 m ²
Maximum installation depth	40 cm
Weight	5 Kg
Cable length supplied	5 m

Amplifier and loudspeakers

RK400S



DESCRIPTION

- Built-in SELV power pack with all required protection ratings and safety systems.
- Fully insulated input and output ports, in compliance with standard ENV 61558-1 CEI EN 64-8/7, Section 702.
- RCA stereo input port compatible with any source (CD player, MP3 player, smartphone, etc.).
- Input and output XLR link for connecting other RK400-S devices together.
- Automated equalizers and limiters specially redesigned by Aquarmony.
- Automatic gain control, which does not require volume buttons.
- Four 60 W RMS amplifiers that work separately.
- Output through a gold-plated screw connector.
- On/off and signal display light.

	Code	Standard Pack	Standard weight in kg	Standard volume in m ³
Amplifier and loudspeakers	RK400S	1	-	-

TECHNICAL FEATURES

Maximum power	4 x 60 W rms
Impedance	4 ohm
Frequency	50-20,000 Hz
Weight	3.6 Kg



POOL LINING MATERIAL

ASTRALPOOL 

 **SOPREMA**

RENOLIT
ALKORPLAN

- | | | | |
|-----|--|-----|--|
| 454 | SopremaPool 180/100 reinforced liner | 469 | RENOLIT Liner accessories |
| 456 | SopremaPool 150/100 reinforced liner | 473 | Classification of liners depending on the pool |
| 459 | RENOLIT Alkorplan 200/100 reinforced liner | 474 | Liners for stairs |
| 461 | RENOLIT Alkorplan 150/100 reinforced liner | 484 | Glass tiling for spas and wellness facilities |
| 465 | Renolit Alkorplan liner accessories | 485 | Glass tiling: Projects |
| 467 | Pool shell accessories special for liner pool renovation | 487 | Liner and Glass tiles accessory |
| | | 488 | Under water reparations solutions |

ASTRALPOOL RECOMMENDATION

POOL FINISH COLOURS

Colours of pool shell materials recommended by AstralPool depending on the colour of your pool's finish.



POOL FINISH COLOURS

ASTRALPOOL RECOMMENDATION POOL SHELL



LIGHT BLUE



ADRIATIC BLUE



CARIBBEAN GREEN



WHITE



67497



54357



WHITE



SAND



RELAX




SUBLIME



54316



54324



54256 (MATT - C3)



BEIGE CLO90 RAL1015



LIGHT GREY




PLATINUM




VANITY



SAND PERSIA



FADED MIX



LIGHT GREY CL129 RAL7004




DARK GREY




ELEGANCE




AUTHENTIC



54398



FADED MIX



66717




ANTHRACITE CL144 RAL7016



SOPREMAPOOL 180/100 AND 150/100 REINFORCED LINER

SOPREMA, a world leader in waterproofing solutions, offers a wide range of reinforced synthetic membranes for swimming pools.

- + New formulation: exclusive varnish in the four layers for the entire SOPREMAPOOL range, thus achieving greater durability and resistance to colour fading, chlorine, stains and microorganisms.
- + Optimal welding.
- + UV resistance.
- + Resistance against microorganisms with "Bio Shield" treatment.



4 LAYER MEMBRANE

Reinforced synthetic membranes manufactured by induction with high quality raw materials (resins, plasticisers, stabilisers and pigments).

Composed of four layers with different and complementary formulations, introducing a polyester reinforcement between the second and third layers.

This reinforcement provides the membrane with great tensile strength and high dimensional stability.





SOPREMAPOOL 180/100 REINFORCED LINER

3D membrane

- + Attractive and stylish
- + Easy and quick installation
- + Sensory experience
- + Exclusive varnish integrated in all four layers

DESCRIPTION

PVC reinforced membrane of 1.8 mm with exclusive varnish integrated in all four layers and varnished coating for superior protection against UV rays, microorganisms and chlorine.

The 3D range replicates the feel and look of mosaics and natural materials. The stylish embossed motifs add to the characteristic advantages of reinforced PVC lining: simple and quick installation and high protective and waterproofing capacity.

SOPREMAPOOL 3D has been tested for slip prevention according to the European standard EN 13451-1 (according to annex B of EN 15836-2) and DIN 51097 (1992).

- Roll of 1.65 x 25 m.
- **Warranty:**
- 12 years for waterproofing.
- 3 years for stains caused by bacteria.

Code

1.8 mm thickness

Sensitive White	156988/SSHB
Sensitive Sand	156988/SSSA
Sensitive Grey	156988/SSGM
Sensitive Black	156988/SSNB
Sensitive Bali	156988/SSBA
Sensitive Bali Sand	156988/SSBS
Sensitive Bali XL	156988/SSXL
Sensitive Wood	156988/SSWO



Sensitive White



Sensitive Sand



Sensitive Grey



Sensitive Bali



Sensitive Bali XL



3D COLOURS



Sensitive White



Sensitive Sand



Sensitive Grey



Sensitive Black



Sensitive Bali



Sensitive Bali Sand



Sensitive Bali XL



Sensitive Wood





DESIGN membrane

- + Flexible and smooth
- + Exclusive varnish integrated in all four layers
- + Varnish coating
- + Exclusive designs



Marbella Blue



Bali Sand



Pearl Black



Sky Blue



Wood



DESCRIPTION

PVC reinforced membrane of 1.5 mm with exclusive varnish integrated in all four layers and varnished coating for superior protection against UV, microorganisms and chlorine.

Design:

- Roll of 1.65 x 25 m.

Warranty:

- 12 years for waterproofing.
- 3 years for stains caused by bacteria.

Grip (Anti-slip version):

- Roll of 1.65 x 10 m.
- Warranty:**
- 10 years for waterproofing.

Code

Premium

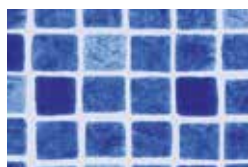
Marbella Blue	156975/MMB
Marbella Black	156975/MMBK
Marbella Grey	156975/MMG
Mosaic Blue	156975/MNB
Bali	156975/BALI
Bali Sand	156975/SDBA
Bali XL	156975/XL
Wood	156975/WO
Pearl Black	156975/PB
Sky Blue	156975/SB

Grip


Marbella Blue	156991/MMB
Marbella Black	156991/MMBK
Marbella Grey	156991/MMG
Mosaic Blue	156991/MNB
Bali	156991/BALI
Bali Sand	156991/SDBA
Bali XL	156991/XL
Wood	156991/WO



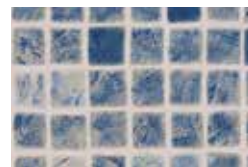
COLOURS




Marbella Blue



Marbella Black



Marbella Grey



Mosaic Blue



Bali



Bali Sand



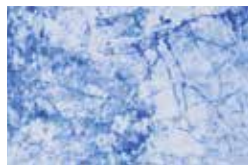
Bali XL



Wood



Pearl Black



Sky Blue



PREMIUM membrane

- + Flexible and smooth
- + Exclusive varnish integrated in all four layers
- + Varnish coating
- + Intense and multiple colours



Sand



Dark Blue



White



Medium Grey



Black



DESCRIPTION

PVC reinforced membrane of 1.5 mm with exclusive varnish integrated in all four layers and varnished coating for superior protection against UV, microorganisms and chlorine.

Premium:

- Roll of 1.65 x 25 m.

Warranty:

- 12 years for waterproofing.
- 3 years for stains caused by bacteria.

Grip (Anti-slip version):

- Roll of 1.65 x 10 m.

Warranty:

- 10 years for waterproofing.

Code

Premium

Light Blue	156967/CA
Blue	156967/AB
Dark Blue	156967/DB
White	156967/HB
Sand	156967/SA
Light Grey	156967/GC
Medium Grey	156967/GM
Basalt Grey	156967/GA
Black	156967/NB
Wild Musk	156967/VM

Grip

Light Blue	156991/CA
Blue	156991/AB
Dark Blue	156991/DB
White	156991/HB
Sand	156991/SA
Light Grey	156991/GC
Medium Grey	156991/GM
Basalt Grey	156991/GA
Black	156991/NB
Wild Musk	156991/VM

COLOURS




Light Blue




Blue




Dark Blue



White



Sand




Light Grey



Medium Grey



Basalt Grey



Black



Wild Musk



ONE membrane

- + Flexible and smooth
- + Exclusive varnish integrated in all four layers
- + Intense and multiple colours



Azure Blue



Basalt Grey



Caribbean Green



Light Blue



Sapphire Blue



DESCRIPTION

PVC reinforced membrane of 1.5 mm with exclusive varnish integrated in all four layers and standard protection against UV and microorganisms.

One:

- Roll of 1,65 x 25 m.

Warranty:

- 10 years for waterproofing.

Grip (Anti-slip version):

- Roll of 1.65 x 10 m.

Warranty:

- 10 years for waterproofing.

Code

One

Light Blue	156966/CA
Blue	156966/AB
Sapphire Blue	156966/BS
Caribbean Green	156966/VC
Natural Green	156966/VG
White	156966/HB
Sand	156966/SA
Light Grey	156966/GC
Medium Grey	156966/GM
Basalt Grey	156966/GA

Grip

Light Blue	156991/CA
Blue	156991/AB
Sapphire Blue	156991/BS
Caribbean Green	156991/VC
Natural Green	156991/VG
White	156991/HB
Sand	156991/SA
Light Grey	156991/GC
Medium Grey	156991/GM
Basalt Grey	156991/GA

COLOURS



Light Blue



Blue




Sapphire Blue




Caribbean Green




Natural Green



White



Sand



Light Grey



Medium Grey



Basalt Grey



LIQUID PVC

Liquid PVC

for SOPREMAPOOL 3D / Premium / Design / One membranes



Code		Code	
Sensitive White	156992/SSHB	Dark Blue	156992/DB
Sensitive Sand	156992/SSSA	Caribbean Green	156992/VC
Sensitive Grey	156992/SSGM	Natural Green	156992/VG
Sensitive Black	156992/SSNB	Wild Musk	156992/VM
Sensitive Bali/Bali XL	156992/BALI	White	156992/HB
Sensitive Bali Sand	156992/SDBA	Light Grey	156992/GC
Sensitive Wood	156992/WO	Medium Grey	156992/GM
Marbella	156992/MM	Basalt Grey	156992/GA
Light Blue	156992/CA	Black	156992/NB
Azure Blue	156992/AB	Sand	156992/SA
Sapphire Blue	156992/BS	Transparent	156992/FTA



Alsan Bond Pool SP



DESCRIPTION

Alsan Bond POOL SP is a fast-drying sprayable solvent-based adhesive for bonding the geotextile to the pool support prior to liner installation. It is suitable for indoor and outdoor applications.

- Content: 500 ml.
- Box with 12 units.



Code

73526



PVC cord



DESCRIPTION

Cord to weld the edge of the reinforced membrane to attach it to the profile.

- Content: Pack of 5 units
- Dimensions: 25 m x 9 mm (every unit).



Code

158498




PVC marking strip



DESCRIPTION

Strip for the separation of the swimming lanes.

- Dimensions: 25 m x 0.25 m.



Code

107028

RENOLIT ALKORPLAN
TOUCH

RENOLIT ALKORPLAN TOUCH (3D)

Reinforced membrane



DESCRIPTION

TOUCH is the new reinforced membrane ALKORPLAN 2 mm thick. It is the strongest and most resistant on the market and has a natural finish. TOUCH Membranes have exclusive prints and a 3D embossing that makes them unique, tactile, and visually exciting.

Code

	TOUCH 1.65 x 21 m
Elegance	74436
Relax	58533
Authentic	58534
Vanity	67968
Sublime	67969
Prestige	67970
Origin	74180

COLOURS



Elegance



Relax



Authentic



Vanity



Sublime



Prestige



Origin



Elegance



Relax




Authentic



Vanity



Sublime



Prestige



Origin

RENOLIT ALKORPLAN CERAMICS



RENOLIT ALKORPLAN CERAMICS

Reinforced membrane

DESCRIPTION

ALKORPLAN CERAMICS is a reinforced 2-mm embossed membrane for pools that imitates the volume of real glass tiling and its joints to look like a mosaic inspired in Greek mythology.

- Watertightness guaranteed.
- Quick to fit in comparison with glass tiling.
- The ceramic pieces on ALKORPLAN CERAMICS do not fall off.
- Minimum maintenance.
- More resistant and long-lasting thanks to its 2-mm thickness.
- Embossed coating that makes it look like real glass tiling.

Code




1.65 x 21 m

Atenea
Selene
Etna

70673
70674
70676



COLOURS



RENOLIT ALKORPLAN 150/100 REINFORCED LINER

RENOLIT ALKORPLAN XTREME

Reinforced membrane



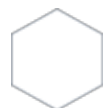
DESCRIPTION

ALKORPLAN XTREME is the only reinforced membrane in the market whose colour is resistant to chlorine and stains, even those that usually form on the waterline.

ALKORPLAN XTREME is a smooth, flexible and robust reinforced membrane, thanks to the most advanced technological developments, and it has been made to resist the wear and tear inherent to the daily use of a pool. It is even resistant if there is a continuous large influx of swimmers in a pool and aggressive chemical products are used to treat it.

	Code
1.5 x 25 m	
Ice	70199
Sahara	70200
Blue Fresh	70217
Blue	70218
Silver	70222
Vulcano	70223
Onix	70224
2.05 x 25 m	
Ice	70225
Blue fresh	70228
Anti-slip 1.65 x 10 m	
Ice	70229
Sahara	70230
Blue Fresh	70232
Blue	70233
Silver	70235
Vulcano	70236
Onix	69392

COLOURS



Ice



Sahara



Blue Fresh



Blue



Silver



Vulcano



Onix



RENOLIT ALKORPLAN

RENOLIT ALKORPLAN 150/100 REINFORCED LINER

RENOLIT ALKORPLAN2000

Reinforced membrane



DESCRIPTION

High quality membranes coated with a lacquer that gives them great UV stability, resistance to aging and weathering, and with the addition of fungicides and bactericides to prevent bacterial growth that make it rot-proof.

	Code
1.65 x 25 m	
Light Blue	49908
Adriatic Blue	49909
White	49911
Sand	49912
Light Grey	49913
Dark Grey	49914
Caribbean Green	49910
2.05 x 25 m	
Light Blue	49908-205
Adriatic Blue	49909-205
White	49911-205
Sand	49912-205
Light Grey	49913-205
Dark Grey	49914-205
Caribbean Green	49910-205

COLOURS




DESCRIPTION ANTISLIP

RENOLIT launches the best multipurpose anti-slip sheet on the market with Class 3 CTE. In addition to having a finish that is more pleasant to the touch and to the eye, its new 25 m format and its 1.8mm thickness, it allows covering entire pools, making them more modern and attractive, and achieving invisible welds if installed by butt welding.

Anti-slip - 1.65 x 25 m	
Light Blue	75448
Adriatic Blue	75447
Caribbean Green	-
White	75446
Sand	75449
Light Grey	75450
Dark Grey	75451

COLOURS



SLIP RESISTANCE Category

C

GUARANTEE

10

years

WATERTIGHTNESS

SLIP RESISTANCE Category

3

THICKNESS

1,8

mm

RENOLIT ALKORPLAN 150/100 REINFORCED LINER

RENOLIT ALKORPLAN

RENOLIT ALKORPLAN3000

Reinforced membrane



DESCRIPTION

All RENOLIT ALKORPLAN3000 membranes are protected by a super resistant multi-layer of lacquer that extends the life of the membrane and prevents premature aging. High quality membrane printed with exclusive designs, coated with a special protective multi-layer lacquer that protects against:

- Abrasion or scratching caused during use.
- Appearance of algae and bacteria.
- Protection from UV rays.

Code

1.65 x 25 m

Byzanz Blue	49916
Carrara	49919
Marble	49920
Blue Persia	49921
Sand Persia	49907


COLOURS




Byzanz Blue



Carrara



Marble



Blue Persia



Sand Persia

RENOLIT ALKORPLAN NATURAL POOL

RENOLIT ALKORPLAN NATURAL POOL

DESCRIPTION

RENOLIT ALKORPLAN NATURAL POOL is a more environmentally-friendly product than those currently on the market. Its new formulation means the membrane can be used in the presence of fish and plants. Waterproofing membrane of flexible polyvinyl chloride (PVC-P) with a polyester reinforcing. Designed for natural swimming pools and small swimming ponds for private use.

- More environmentally-friendly product
- No bactericides
- No fungicides

Code

2.05 m x 20 m


Olive green	73015
Dark grey	73017
Black	73019



Olive green



Dark Grey



Black

RENOLIT ALKORPLAN
VOGUE

RENOLIT ALKORPLAN VOGUE

Reinforced membrane

DESCRIPTION

2mm premium membranes, with the same technology and quality as the Touch range but inspired by current interior and exterior decoration trends. Avant-garde designs that aim to respond to an audience that wants a unique, exclusive design pool with personality.

VOGUE is the new ALKORPLAN reinforced membrane with 2 mm thick. It is the strongest and most resistant on the market and its designs transform pools into true design objects. Inspiration comes from refined, modern and aesthetically avant-garde finishes to create dream pools.



Vintage



Urban



Summer

Code

1.65 m x 21 m

Vintage

74975

Urban

74976

Summer

74977



RENOLIT ALKORPLAN LINER ACCESSORIES

RENOLIT ALKORPLAN

ALKORPLUS Seam sealer

for the RENOLIT ALKORPLAN 2000 and 3000 ranges



DESCRIPTION

Liquid PVC ALKORPLUS for sealing joints (1 litre tins/pack of 6 tins).

	Code
Light Grey	23600
Dark Grey	52619
Caribbean Green	52620
White	52622
Transparent	52623
Light Blue	52624
Adriatic Blue	12284
Sand	52626



ALKORPLUS VOGUE Seam sealer

NEW 2023

Liquid PVC specifically for finishing the membrane welds of the RENOLIT AlkorPlan VOGUE. Necessary for overlap and butt welds. The color and texture are designed to match the RENOLIT AlkorPlan VOGUE membranes and its improved formulation gives it a permanent resistance to fading.

	Code
Vintage	75905
Urban	75909
Summer	75910

RENOLIT ALKORPLAN TOUCH

ALKORPLUS TOUCH Seam sealer

DESCRIPTION

Specifically for fitting ALKORPLAN TOUCH membranes. Made using an innovative formulations that makes it more resistant to ageing and fading, thus prolonging the pool's service life and its perfect appearance by many years.



	Code
Elegance	60613
Relax	60614
Authentic	60615
Vanity	67971
Sublime	67972
Prestige	67973
Origin	74181

ALKORPLAN XTREME

ALKORPLAN XTREME Seam sealer

DESCRIPTION

ALKORPLAN XTREME weld sealant (1 litre tins/pack of 6 tins).



	Code
Ice	70266
Sahara	70268
Blue Fresh	70270
Blue	70272
Silver	70273
Vulcano	70274
Onix	69391

RENOLIT ALKORPLAN CERAMICS



ALKORPLAN CERAMICS

Seam sealer

DESCRIPTION

Liquid PVC ALKORPLAN CERAMICS for finished welds (900 g tins/pack of 6 tins).

Code

White

70678

RENOLIT ALKORPLAN



ALKORPLAN Lane Marker

DESCRIPTION

Black foil band for marking the streets in public and competition swimming pools. This black membrane and now, with more protection lacquer, offers greater resistance to whitening, designed for the harsh conditions of chemical treatment that usually occur in public pools..

Code

Rail Bands (25 m x 0.25 m), Black colour

50798-150

RENOLIT ALKORPLAN



ALKORPLAN geotextile fungicide

DESCRIPTION

Felt made up of 400 g/m² light blue heat-welded polypropylene fibres treated with metal ion anti-bacterial organic additives to act as a stable fungicide. It is used as a protective layer between the ALKORPLAN membrane and the pool surface to prevent the proliferations of bacteria, fungi and micro-organisms, as well as imitating the irregular embossed surfaces that the pool may have had before fitting the liner. Bathers also find the bottom of the pool much more pleasant when they walk on the membrane. Length: 50 m. Light blue colour.

Code

Width 1.50 m. For butt welding

69179

Width 1.65 m

66381

Width 2.00 m

66382

RENOLIT ALKORPLAN



Band for Testa installation

DESCRIPTION

Band to install the membrane RENOLIT ALKORPLAN TOUCH to testa, which is recommended to be done on swimming pool floors for a much more impeccable visual finish. Its use is indicated together with the geotextile felt (400g) in floors to avoid visible mounds appear next to the joints and welds..

Code

Butt welding band. Dark grey colour
(1.5mm thickness x 15cm width x 20m length)

68828

EASYCOLOR Inlet Sheath

- + This kit of inlet sheath allows to change the color, both the embellisher and the floater.
- + This sheath could be installed without changing the skimmer mouth what is very practical to renew or upgrade pools.
- + This kit includes inlet sheath, floater, flanges and embellisher.



73166CL090



73166CL144



73166CL129



74035CL090



74035CL1144



74035CL129

DESCRIPTION

Compatible with skimmer items 30866, 30867, 73158, 73159, 73160, 73161, 73162 and 73163.

	Code	Standard Pack	Standard weight in kg	Standard volume in m ³
Beige - inlet sheath	73166CL090	1	1.22	0.02
Light grey - inlet sheath	73166CL129	1	1.22	0.02
Anthracite grey - inlet sheath	73166CL144	1	1.22	0.02

DESCRIPTION

Compatible with skimmer items 00251, 00252, 01463, 01464, 11304, 11305, 11311, 11313, 11314 and 11317.

	Code	Standard Pack	Standard weight in kg	Standard volume in m ³
Beige - inlet sheath	74035CL090	1	1.22	0.022
Light grey - inlet sheath	74035CL129	1	1.22	0.022
Anthracite grey - inlet sheath	74035CL144	1	1.22	0.022

RENOLIT ALKORPLAN



Skimmer Adaptor

DESCRIPTION

The skimmer adaptor replaces the need to remove the previous skimmer, as it is inserted into the previous skimmer and sealed using ABS glue or marine silicone. It is only suitable for skimmers with an internal opening of 140 mm x 201 mm

	Code	Standard Pack	Standard weight in kg	Standard volume in m ³
	55977	1	1.3	0,02



74097



74097CL090



74097CL129



74097CL144

Main drain grille for pool standard compliance

DESCRIPTION

Grille to replace the grilles on already installed main drains in private pools, to meet pool regulations. Made of PP plastic. Compatible with main drains 01467, 27837, 27839.

	Code	Standard Pack	Standard weight in kg	Standard volume in m ³
Grille				
White	74097	6	3	0.033
Beige	74097CL090	6	3	0.033
Light grey	74097CL129	6	3	0.033
Anthracite grey	74097CL144	6	3	0.033



Complies with Standards EN 16582-1



Complies with Apt.4.4.1 b.2 of EN 16713-2:2017

Multiflow threaded return

inlet for liner pools



DESCRIPTION

Outer 2" thread, Ø 50mm inner. For liner pools. Comes in ABS, with gaskets and screws. Installation with bushing 15662 or 15663 is recommended (see page 148).

	Code	Standard Pack	Standard weight in kg	Standard volume in m ³
White	00330	12	4.5	0.020
Beige	00330CL090	12	4.5	0.020
Light Grey	00330CL129	12	4.5	0.020
Anthracite Grey	00330CL144	12	4.5	0.020



Complies with Standards
EN 16582-1
EN 16713-2

Suction nozzle for liner pools



DESCRIPTION

Outer 2" thread, internal Ø 50 mm. Made of white ABS. Comes with plug, gaskets and screws. Recommended for installation with wall conduit 15663.

	Code	Standard Pack	Standard weight in kg	Standard volume in m ³
Standard return inlet - White	00332	12	4.22	0.020
Beige	00332CL090	12	4.22	0.020
Light Grey	00332CL129	12	4.22	0.020
Anthracite Grey	00332CL144	12	4.22	0.020



Complies with Standards
EN 16582-1
EN 16713-2

RENOLIT ALKORPLAN

Wall inlet "R" / Vacum Point "R"



DESCRIPTION

RENOLIT's R nozzles are designed to minimize 90% of engineering work required to replace the old concrete or fibre nozzle. Only for 50 mm pipes ready to 10 ATM.

	Code	Standard Pack	Standard weight in kg	Standard volume in m ³
Vacum Point "R"	81210008	-	-	-
Wall inlet "R"	81210007	-	-	-



For more pool shell elements dedicated to liner pools, see chapter pool shell equipment.

PVC profile PVC RENOLIT ALKORPLUS

RENOLIT ALKORPLAN



DESCRIPTION

PVC profile for fixing the reinforced membrane to the pool wall or under the coping stone. Easily adaptable to any shape of the pool, just by applying a little heat. Completely insensitive to humidity, corrosion and chlorine..

Code

PVC laminate

PVC profile (2 mm thickness x 5 cm width x 2 m length)

90° angle PVC profile (2 mm thickness x 5x5 cm width x 2 m length)

81170122

81170142

PVC laminated

RENOLIT ALKORPLAN



DESCRIPTION

Particularly suitable for fixing reinforced membrane in existing pools for renovation or for pools. where the horizontal surfaces are uneven or have irregularities.

Code

PVC laminate

(1.4mm thickness x 5cm width x 2m length)

58942

PVC laminated 90° angle profile

RENOLIT ALKORPLAN



DESCRIPTION

A Fixing with a 90° angle, suitable for new pools where the coping has not been fixed or for renovations where the crown can be removed and its upper surface of the pool structure is completely smooth.

Code

Laminate 90° angle profile

(1.4mm thickness x 4.5x4.5cm width x 2m length)

58944FE

Laminate

RENOLIT ALKORPLAN



DESCRIPTION

Ideal for pools with irregular shapes where the installer can design their own profiles with the angle and size required.

Code

Laminate

(1.4mm thickness, 1cm width x 2m length)

56307

Bead receiver track

RENOLIT ALKORPLAN



74762



74982

DESCRIPTION

50mm white PVC or aluminium profile in piece of 2 m. Suitable for both new pools and renovations, with the possibility of adapting to straight sections as well as curved sections.

Code

PVC profile (5cm width x 2m length)

Aluminium profile (5cm width x 2m length)

74762

74982

RENOLIT ALKORPLAN



6 mm Locking bead

DESCRIPTION

Beading to lock the reinforced membrane anchorage when the hung system is used. It also has an aesthetic finishing function.

	Code	Standard Pack	Standard weight in kg	Standard volume in m ³
Locking bead. White colour (6 mm width x 50m lenght)	8GAYLLOW	-	-	-

RENOLIT ALKORPLAN



9 mm strip

DESCRIPTION

Welded to the edge of the liner, allows the liner to attach to the pool shell, by using the corresponding profile.

	Code	Standard Pack	Standard weight in kg	Standard volume in m ³
	12184	250 m	9.0	0.036

RENOLIT ALKORPLAN



Rivets

DESCRIPTION

Aluminium rivets.

	Code	Standard Pack	Standard weight in kg	Standard volume in m ³
25 x 4.8 mm	53795	3	8.0	0.01

RENOLIT LINER ACCESSORIES

RENOLIT ALKORPLAN



ALKORCLEAN waterline degreaser and ALKORPLUS stain remover

DESCRIPTION

The ALKORCLEAN degreaser is recommended for removing grease from the waterline, while the ALKORPLUS stain remover neutralises metal ions in the water such as copper.

The ALKORPLUS stain remover is a liquid to prevent stains by preventing dirt forming on the waterline.

	Code	Standard Pack	Standard weight in kg	Standard volume in m ³
ALKORCLEAN waterline degreaser	55976	-	-	-
Alkorplus stain remover	53898	-	-	-

RENOLIT ALKORPLAN



RENOLIT ALKORPLUS Structure Disinfectant

DESCRIPTION

An effective product for cleaning and disinfecting the structure prior to installing the lining, preventing the proliferation of microorganisms between the ground and the liner and, therefore, the appearance of irreversible stains. Transparent.

	Code	Standard Pack	Standard weight in kg	Standard volume in m ³
Pool Shell Disinfectant. 1L Transparent	53890	6	-	-

RENOLIT ALKORPLAN



RENOLIT ALKORPLUS THF Solvent

DESCRIPTION

THF (Tetrahydrofuran) is a solvent normally used to reduce the viscosity of liquid PVC or sealing lacquer. These products leave the factory with the correct viscosity, but since they are manufactured using volatile solvents, over time their viscosity increases. To reduce it, a small quantity of THF is added in the polyethylene bottle that the sealant contains. It can also be used as a PVC accessory cleaner (tubes, piping, etc.), before the application of the specific PVC glue.

	Code	Standard Pack	Standard weight in kg	Standard volume in m ³
THF solvent. 1L Transparent	64312	6	-	-

RENOLIT ALKORPLAN



RENOLIT ALKORPLUS MEC Solvent

DESCRIPTION

MEC (Methyl ethyl ketone or Butanone) is a solvent used commonly to reduce the viscosity of sealants manufactured with the same MEK solvent. These products leave the factory with the correct viscosity, but as they are manufactured based on volatile solvents, their viscosity increases over time. To reduce it, add a small amount of MEK to the polyethylene bottle containing the sealant. This product is suitable for 81022 (XTREME), 81023 (TOUCH) and 81024 sealants.

	Code	Standard Pack	Standard weight in kg	Standard volume in m ³
MEC solvent. 1L Transparent	74450	6	-	-

RENOLIT ALKORPLAN



RENOLIT ALKORGLUE

Neoprene-based contact glue

DESCRIPTION

The RENOLIT ALKORGLUE 81045 glue is a neoprene based contact adhesive. It is toluene-free and environmentally friendly. It will form a perfect bond between ALKORPLAN pool liner membrane, and geotextile 81006 to metal, wood, rigid PVC, concrete and other surfaces. It is not suitable for use in contact with expanded polystyrene.

	Code	Standard Pack
5 L Yellowish colour	70679	1
20 L Yellowish colour	74981	1

RENOLIT ALKORPLAN



RENOLIT ALKORGLUE Zero solvents

DESCRIPTION

Multipurpose glue free of organic solvents suitable for not damaging sensitive materials like geotextile fleece or polystyrene. Thanks to being in an aqueous suspension, it can be used as a wet, semi-wet or contact glue. It is non-flammable.

	Code	Standard Pack
20 L Beige colour	74465	1

RENOLIT ALKORPLAN



RENOLIT ALKORGLUE

Nitrile Rubber based thermo-adhesive

DESCRIPTION

RENOLIT ALKORGLUE is a toluene-free, Nitrile Rubber based glue. The volatile solvent make is quick-drying and it has high resistance to water, ageing and plasticisers. These factors make it especially suitable for mounting the membrane on cement and mortar, and on stairs and corners even when damp. It has the added advantage of being reactivated by a hot-air welder, for those occasions when the membrane has been left open for long periods.

	Code	Standard Pack
Quick-drying glue. 20 L Beige colour	53891	1

RENOLIT ALKORPLAN












Joint Sealant Application Bottle

	Code	Standard Pack
Dosing cap	53893	1
Joint sealant application bottle	53892	1


CLASSIFICATION OF LINERS DEPENDING ON THE POOL

Pool liners 75/100°

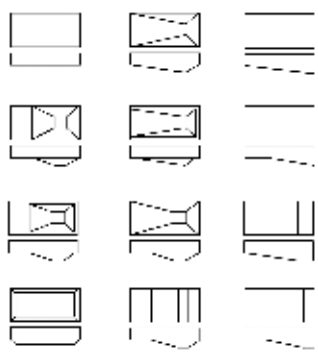








	Standard pool liners 75/100°	Non-Standard pool liners 75/100°
Solid colour models	Code	Code
Light blue	09278	 05810
France blue	09277	 05809
Caribbean green	 09281	 05813
White	 09279	05811
Sand	 16131	 16137
Printed colour models	Code	Code
Servanne	26668	26686
Mosaic	09280	 05812
Blue marble	16132	 16138
Green marble	16132V	16138V
Sand marble	16132A	16138A
Byzantium blue	26669	26678
Byzantium green	26670	26679

Consult us for pools of different designs and shapes

COLOURS

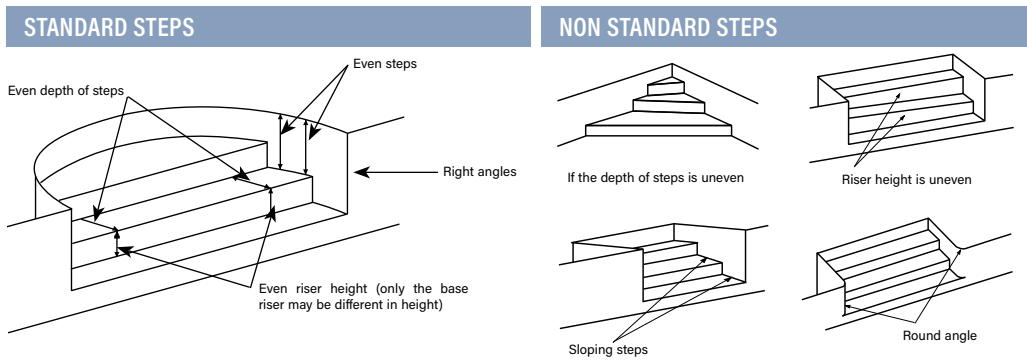


POOL LINING MATERIAL

STANDARD POOLS				NON STANDARD POOLS				
Rectangular	Round	Oval	Ovoid shaped	Kidney	Lazy	Polygonal	Parallelogram	Trapezium
								

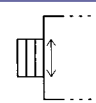
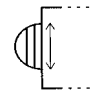
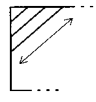
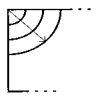
 Until end of stocks.

- Below we provide you with the details of the shapes and models you can choose from plain or printed liners to ensure you select the correct liner for your pool steps.
- Steps that are fitted along the breadth of the basin are invoiced in accordance with the standard model STRAIGHT as long as the width does not exceed 4 meters.
- Attention: the size of the basin should not include the depth of the steps.

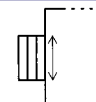
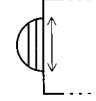
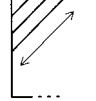
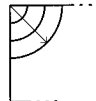


For steps that do not fit the Standard models shown here, request quote.

PLAIN LINERS FOR STAIRS

Steps		Plain Liner	Plain Liner + Bands	Diagram
Shape	Widths	Code	Code	
Straight	0 to 2 meters	05789	05789B	
	3 to 4 meters	05791	05791B	
Roman	0 to 2 meters	16163	16163B	
	2 to 3 meters	25868	25868B	
	3 to 4 meters	05800	05800B	
Right angle	0 to 2 meters	05803	05803B	
	2 to 3 meters	05804	05804B	
¼ Circle	0 to 2 meters	16167	16167B	
	2 to 3 meters	089443	089443B	

PRINTED LINERS FOR STAIRS

Steps		Printed Liner	Printed Liner + Bands	Diagram
Shape	Widths	Code	Code	
Straight	0 to 2 meters	05794	05794B	
	2 to 3 meters	05795	05795B	
	3 to 4 meters	05796	05796B	
Roman	0 to 2 meters	16169	16169B	
	2 to 3 meters	05801	05801B	
	3 to 4 meters	05802	05802B	
Right angle	0 to 2 meters	05806	05806B	
	2 to 3 meters	05807	05807B	
¼ Circle	0 to 2 meters	16173	16173B	
	2 to 3 meters	089446	089446B	

POOL LINING MATERIAL

CONDITIONS FOR ACCEPTING AN ORDER

Note: The colours shown in the catalogue are approximate

Order:

All orders or enquiries for modifying orders must be made in writing.
 For avoiding any delay, the client, at his own risk, must forward the supplier all the necessary liner measurements for executing the work. In case the information supplied by the client is insufficient, he will have to supply the missing information ahead of the manufacturing time.

Implicit data:

- If the following information is not supplied in writing with the order, we shall consider the below mentioned data for the liner manufacture:
- * Vertical radii of 15 cm.
 - * Horizontal radii of a maximum of 5 cm (in the pool shell only). Hung-type fastening system.
 - * The horizontal measurements taken from the pool shell.
 - * The depth measurements taken from the lower part of the pool's coping stone to the base of the wall.
 - * The diagonal measurements taken of the right angles, not of the radii.

To avoid certain misunderstandings, we suggest you take the following precautions:

For holding the liner:
 * Specify the type (hung, overlap or V-fasteners); we anticipate that an additional 15 cm of material will be required for the walls if the overlap fastening system is used.

- For steps:
- * Check whether the angles between the step tread and rise (flat and vertical step surfaces) are truly rectilinear.
 - * Installation of a discharge nozzle in the middle of the first step is highly recommended for holding the liner in place.
 - * At least 30 cm of water should be left in the pool for maintaining the first step.
 - * Avoid designing staircases having more than 5 steps.
 - * To confirm dimensions, give the lengths of each step.
 - * Check the verticality of pool walls. In case of deficient plumbness, enquire about the order viability.
 - * Compound inclination safety ledges should be avoided on the liner.

Taking measurements:

- Provide the total lengths and widths.
- * All heights of the pool shell.
 - * Width of the safety step on each side.
 - * Specify the peripheral size of each side.
 - * Provide the measurements of each corner and slope.
 - * All dimensions should be provided with horizontal and/or vertical measurements.

If angles are not straight:

- * Measure all of the diagonals from a single point.
- * The diagonals of the right angles are only required for irregular shaped pools without right angles.

Calculation of arcs of circles:

- * The arcs of circles are calculated by their radius.
- * If the radius has not been calculated, a template must be used or the triangulation must be calculated to specify it.
- * Ellipses are calculated using templates (or a grid plan made at intervals of approximately 1 m).

Sectional views:

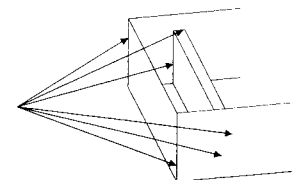
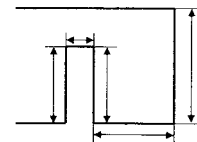
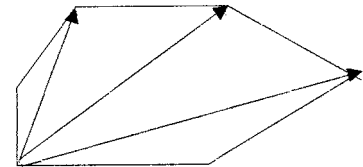
- * Three views are recommended: a top view, a front view and a side view.

Templates:

- * Make templates for the sky and water sides (or one view).
- * Templates are made for the pool's shell or cover.

Shuttering:

- * Specify the measurements of the shuttering as shown in the diagram.
- * Check that the inside vertical angles of the shutterings are straight.
- * Check that vertical pool shell angles shuttering are in a straight line.
- * Check that the horizontal angle of the wall and shuttering are in a straight line.





5 x 5

Code

31 x 31 cm / 13.15" x 13.15"

Niebla azul
 Niebla fuerte
 Niebla piscina
 Niebla menta
 Blanco
 503

NIAZ50Y NIEBLA
 NIFU50Y NIEBLA
 NIP150Y NIEBLA
 NIME50Y NIEBLA
 BNC050Y LISO
 050350Y NIEBLA



NIEBLA AZUL




NIEBLA FUERTE



NIEBLA PISCINA




NIEBLA MENTA



BLANCO



503



Does not invade the joints

Resistance

Flexibility

Excellent Grip

Durability

Easy intallation

5 x 5




Code

31 x 31 cm / 13.15" x 13.15"


Niebla Tikal	NIVT50Y NIEBLA
Niebla Koh Pai	NIKO50Y NIEBLA
Niebla Bacan	NIBA50Y NIEBLA
Niebla Java	NIJA50Y NIEBLA
G326	G32650Y NIEBLA GLOSSY
G340	G34050Y NIEBLA GLOSSY
G341	G34150Y NIEBLA GLOSSY
G342	G34250Y NIEBLA GLOSSY
Niebla Tikal Silk	NIVT50AY NIEBLA ANTIDESLIZANTE
Niebla Koh Pai Silk	NIKO50AY NIEBLA ANTIDESLIZANTE
Niebla Bacan Silk	NIBA50AY NIEBLA ANTIDESLIZANTE
Niebla Java Silk	NIJA50AY NIEBLA ANTIDESLIZANTE
Chukum Silk	CHUK50AY NIEBLA ANTIDESLIZANTE
Batur Silk	BATU50AY NIEBLA ANTIDESLIZANTE




Niebla Tikal




G326



Niebla Tikal Silk




Niebla Koh Pai



G340



Niebla Koh Pai Silk




Niebla Bacan




G341




Niebla Bacan Silk




Niebla Java




G342



Niebla Java Silk




Chukum Silk



Batur Silk


Pearl




Mod. 1 - 54160




Mod. 2 - 57371



Mod. 3 - 62312



Mod. 4 - 67497



Mod. 5 - 67498

- Pearl model 1
- Pearl model 2
- Pearl model 3
- Pearl model 4
- Pearl model 5


Code

- 54160
- 57371
- 62312
- 67497
- 67498




54160

Blue mix



Mod. 1 - 54357



Mod. 2 - 61291



Mod. 3 - 54417



Mod. 4 - 54372

- Blue mix model 1
- Blue mix model 2
- Blue mix model 3
- Blue mix model 4


Code

- 54357
- 61291
- 54417
- 54372




54372


Lagoon effect




Mod. 1 - 54314



Mod. 2 - 54313



Mod. 3 - 54312



Mod. 4 - 63141

Lagoon effect model 1
Lagoon effect model 2
Lagoon effect model 3
Lagoon effect model 4

Code

54314
54313
54312
63141



63141


Beach effect




Mod. 1 - 54316



Mod. 2 - 54324



Mod. 3 - 54315



Mod. 4 - 64359
(Matt - C3)

Beach effect model 1
Beach effect model 2
Beach effect model 3
Beach effect model 4


Code

54316
54324
54315
64359




54324


Stone effect




Mod. 1 - 54398



Mod. 2 - 54328



Mod. 3 - 54344




Mod. 4 - 54231
(Matt - C3)

	Code
Stone effect model 1	54398
Stone effect model 2	54328
Stone effect model 3	54344
Stone effect model 4	54231




54328


White



Mod. 1 - 60020



Mod. 2 - 54369




Mod. 3 - 54256
(Matt - C3)

	Code
White model 1	60020
White model 2	54369
White model 3	54256




54369


Anti-slip



Mod. 1 - 54282
(Matt - C3)



Mod. 2 - 54278
(Matt - C3)



Mod. 3 - 54279
(Matt - C3)



Code


Anti-slip model 1	54282
Anti-slip model 2	54278
Anti-slip model 3	54279




Mod. 1 - 54403



Mod. 2 - 54399




Mod. 3 - 54400



Mod. 4 - 54365



Mod. 5 - 54364



Mod. 6 - 54363

Blue

Code

Blue model 1	54403
Blue model 2	54399
Blue model 3	54400
Blue model 4	54365
Blue model 5	54364
Blue model 6	54363




Premium Pearl Finish Mix

Code

33.4 x 33.4 cm / 13.15" x 13.15"

Tokyo
Montreal
Paris
Milan
Sydney
Boston
Durban


TOKY25Y
MONT25Y
PARI25Y
MILA25Y
SYDN25Y
BOST25Y
DURB25Y



33% MA33 / 33% MT05 / 33% G312

TOKYO

TOKIO




80% BLANCO / 20% G305

MONTREAL




33% G305 / 33% MT04 / 33% NIEBLA BLANCO

PARIS



33% MA35 / 33% MT07 / 33% G329

MILAN



33% NIEBLA BLANCO / 33% MT01 / 33% G328

SYDNEY



33% MT01 / 33% G311 / 33% BLANCO

BOSTON



33% MA34 / 33% MT08 / 33% G330

DURBAN


Premium Pearl Finish Mix

Code

33.4 x 33.4 cm / 13.15" x 13.15"

Baltic
Adriatic
Artic
Pacific
Bali
Bahamas
Murano
Bahia
Martinique

BALT25Y
ADRI25Y
ARTI25Y
PACI25Y
INDI25Y
BALI25Y
BAHA25Y
MURA25Y
BAHI25Y
MART25Y



33% G322 / 33% G320 / 33% BLANCO

BALTIC




33% G322 / 33% G305 / 33% NIEBLA FUERTE

ADRIATIC




BALTIC




33% G325 / 33% G322 / 33% NIEBLA BLANCO

ARTIC



33% G325 / 33% G322 / 33% NIEBLA PISCINA

PACIFIC



20% G325 / 80% NIEBLA FUERTE

INDICO




33% G320 / 33% MT04 / 33% G328

BALI



33% G320 / 33% G305 / 33% NIEBLA MENTA

BAHAMAS




BAHAMAS



80% 202 / 20% G326

MURANO



60% 203 / 20% G326 / 20% 211

BAHIA



20% G320 / 80% NIEBLA MENTA

MARTINIQUE

Sixties

Code

32 x 29 cm / 12,60" x 11,42"

White
Grey
Turquoise
Blue

WHIT60Y
GREY60Y
TURQ60Y
BLUE60Y



WHITE



GREY



TURQUOISE



BLUE




Customized projects


We create drawings and designs in the shapes and colours of your choice. The limits are in your imagination!



Customized projects



BLUE



GREEN

Luminescent

Our luminescent mosaic is ideal for signage. It shines in the dark!

Code

33,4 x 33,4 cm / 13,15" x 13,15"

Blue
Green

LU0125Y2
LU0225Y2



Luminescent

+ PLAIN / FOG / TOGAMA MIX / MATT - NON-SLIP / PEARL / LUMINESCENT/DRAWINGS*
PACKING LIST

Packaging list	Dimensions/Plate	m ² / Box	Kg / Box	Box / Pallet	m ² / Pallet	Kg / Pallet
2.5 x 2.5 cm	33.4 x 33.4 cm	2	18	72	144	1306
5 x 5 cm	30.7 x 30.7 cm	2	22	54	108	1198
Sixties	32.5 x 29.4 cm	1	11	54	54	604

TECHNICAL SPECIFICATIONS

Standard	Description of standard	Plain	Fog	Non-slip matt	Pearl
UNE-EN 10545-3:1997	Water absorption	< 0,10%	< 0,10%		< 0,10%
UNE-EN 10545-12:1997	Scratch resistance	Resistant	Resistant	Resistant	Resistant
UNE-EN 10545-13:1997	Chemical resistance	UA/ULA/UHA	UA/ULA/UHA	UA/ULA/UHA	UA/ULA/UHA
UNE-EN 10545-14:1998	Stain resistance	Class 5	Class 5		Class 5
UNE 67-101:1985+1M:92	Mohs scale resistance to surface scratching	4	4	7	5
UNE-ENV 12633:2003 ANNEX A	Resistance to slipping (Pendulum)			Class 3	
DIN 51130:2010 Section 5	Critical angle of displacement (ramp)			R11	
DIN 51097:1992	Critical slip angle in wet areas where people walk barefoot			Class C	
ISO/DIS 10545-17:1998 ANNEX A	Dynamic friction coefficient (Tortus)			Excellent	

Recycled product - Sustainable product

ENVIRONMENTAL PRODUCT SELF-DECLARATION PURSUANT TO UNE-EN ISO 14021
1 m² of glass mosaic tiling (including mesh)

Total solid content (kg/m ²)	9.97
Content of solid virgin matter	1.25
Minimum content of after-consumption recycled material (kg/m ²)	8.72
MINIMUM CONTENT OF RECYCLED MATERIAL (%) [X = A / A.P.100]	87.4

Finishes - Polyurethane knit



--- Resistance

--- Durability

--- Does not get into joints

--- Flexibility

--- Easy to place

--- Excellent grip

MADE IN SPAIN



* The borders and patterns are on paper. (Once applied to the mosaic tiling the paper must be removed).

Hidronet



DESCRIPTION

Is a cementitious , single component mortar that protects and waterproofs all types of brick, concrete and mortar joints from water and humidity. Formulated with hydraulic cements and modified with polymers. Resistant to freeze-thaw cycles and to contact with chlorinated water. Membrane suitable for contact with drinking water.

Sealing product suitable for pools made with Mosaic or ceramic and liner.

	Code	Standard Pack	Standard weight in kg	Standard volume in m ³
Hidronet	65059	-	-	-

TECHNICAL SPECIFICATIONS

Code	Description	Contents (kg/pack)	Color	Density (g/cm ³)
65059	Hidronet	25	Grey	1.3



SB-Pool Sealer

DESCRIPTION

Chemical product specially formulated to seal leaks or leaks from swimming pools, spas, hot tubs, wells, cisterns, pipes, etc.

	Code	Standard Pack	Standard weight in kg	Standard volume in m ³
SB-Pool Sealer	74725	-	-	-



SB-Pool Super40

DESCRIPTION

Two-component adhesive, structural, flexible and fast that bonds most materials. Bonds, repairs and seals under all conditions, even underwater. Really easy to use.

	Code	Standard Pack	Standard weight in kg	Standard volume in m ³
SB-Pool Super40	72876	12	0.101	0.0120



SB-Pool Superplast Light

DESCRIPTION

Adhesive putty of high mechanical properties, filled inside of an innovative flexible mono-use packaging system for several components. Bonds, repairs and seals under all conditions, even underwater. Really easy to use.

	Code	Standard Pack	Standard weight in kg	Standard volume in m ³
SB-Pool Superplast Light	72877	10	0.027	0.0002



COVERS
AND ROLLERS

COVERS AND ROLLERS



492 MOBILE TERRACE

492 Deckwell

493 AUTOMATIC COVERS

493 General information
495 Comparative Table
499 Above-ground models
500 Submerged models

504 AUTOMATIC COVERS

ACCESSORIES

505 Wireless remote control with key
507 Slates
510 Step slats
513 Security system
515 Submerged models - Dry mounted grating accessories
519 Submerged models - Submerged gratings accessories

523 THERMAL COVERS & ROLLERS

523 Comparative Table
524 Bubble thermal covers
525 Premium thermal covers for summer
528 Foam covers
529 Rollers

533 WINTERING COVERS

533 Comparative Table
534 PVC Covers

536 BAR COVERS

536 Bar covers range

537 POOL COVERS ACCESSORIES

537 Pool covers accessories

Mobile terrace model

Deckwell




DESCRIPTION


DECKWELL is an ingenious solution that combines pleasure, aesthetics and safety, available in 4 ready to install kits for pools sized : 3.15 x 3.15 m / 6 x 3 m / 8 x 4 m / 7 x 3.50 m

DECKWELL makes it possible to double the usable area of the outdoor space and to choose as you desire the use of your garden.


- **Safety:** DeckWell is used as a cover, for the safety and protection of the pool. Compliant with the NF P90-308 standard, the DeckWell platform, once closed, makes the pool completely inaccessible.
- **Protection:** As the entire surface of the pool is covered, DeckWell is also a perfect barrier against external pollution.
- **Design:** DeckWell brings a contemporary touch to the outdoor environment. Available in 3 colours: honey, grey and sand, DeckWell fits in perfectly with all styles and matches the pavement surrounding the pool.
- **Optimisation of the outdoor area:** Once covered, the surface of the pool remains a space full of life. Winter or summer, the m² of the pool are always available according to your desires!
- **An easy and rapid installation:** The clip-on mounting system of the Deck is very easy and agile. Thanks to that system, the installation can be done rapidly: 2 hours for 2 people to install the entire deck and one day to install a complete DeckWell.
- **A very easy to assemble deck:** The surface of the deck is made up of a 25 mm thick synthetic deck (grating). Each board is pre-cut to size according to the Deckwell model chosen. The assembly of the boards, in one piece over the entire width, and the original and exclusive clip-on process allow a simple installation without the need to drill holes, fixing screws, or any other type of adjustment.



Honey version
CLM



Grey version
CLGC



Sand version
CLS

3 deck colors available. Add the 2 letters for the chosen color at the end of the code.
For example, DECKWELL deck in sand for a kit of 6 x 3 m : Code 066123CLS

DECKWELL KITS CODES

	Code	Standard Pack	Standard weight in kg	Standard volume in m ³
3.15 x 3.15 m	066124	-	220 + 250*	-
6 x 3 m	066123	-	400 + 410*	-
7 x 3.5 m	066122	-	460 + 570*	-
8 x 4 m	066121	-	560 + 700*	-

* Structure weight + lining weight



Powder-coated aluminum



Discrete guide rails

TECHNICAL FEATURES

4 sizes of pools	8 x 4 m	7 x 3.5 m	6 x 3 m	3.15 x 3.15 m
Number of modules	4	4	4	2
Length	8.56 m	7.40 m	6.38 m	3.62 m
Int. width	4.73 m	4.26 m	3.64 m	3.62 m

General information

The AstralPool automatic cover

AstralPool is continually incorporating the latest innovations to its products in matters of safety. As such the automatic pool covers have been developed to meet the demands of the French standard NF P90 308, which guarantees maximum user safety.

The AstralPool automatic covers cover the whole pool and are easily rolled up or spread thanks to their built-in motorized roller. The turning of a key is all that is needed to get it working.

Manufactured in rigid slats available in various colours, the design and composition produce a floating cover that fits over the entire pool and makes for very effective heat insulation. We have seven models to cover the equipment needs of new and existing pools: the submerged Roussillon models, the above-ground Carlit models and the above-ground model with a bench, Capcir.

Roussillon submerged automatic models allow for seamless integration with the pool. The roller mechanism is located in a separate sunken compartment sectioned off from the pool by a brick or PVC panel.

The above-ground models (Carlit) are ideal for already existing pools as the winding shaft is fastened in place to the pool decking.

The above-ground models with protective casing (Narbonne) are the basic above-ground models which can be complemented with a bench that covers the mechanical installation, giving it a high-quality finish. For installation in existing swimming pools.

Main advantages

- Increased safety in the swimming pool to protect people and pets from falling accidentally into it. The floating slats cover the entire water surface.*
- Very convenient to use, the swimming pool is covered and uncovered in silence by simply turning a key.
- Represents considerable savings:
 - It acts as a thermal barrier preventing heat losses and extending the pool use season.
 - It is a basic complement for pool heating.
 - It prevents evaporation, therefore it saves water.
 - It reduces algae formation, which results in an important saving in chemical products.
- In indoor pools no condensation is produced in the enclosed hall, thus avoiding deterioration of building materials.
- Lower maintenance costs: reduction of suspended particles.
- The automatic cover enables greater customisation of the swimming pool, increasing its value.

AstralPool service

- The wide AstralPool commercial network offers immediate service.
- We offer our clients pre- and post-sales technical assessment.
- The manufacturing technical sheet will be used to make a cover which is perfectly adapted to your needs.
- All AstralPool covers undergo strict quality control based on the most demanding regulations.
- Assembly and Civil Engineering Manuals are available to allow building the swimming pool with the ideal requirements for subsequent installation of the submerged cover.

(*) Our automatic covers comply with the requirements of the French standard NF P90-308 which demands the use of standardized safety mechanisms to prevent the risk of drowning by accidental falls into the pool.

General information

Advice for use and winterizing

We recommend to follow these basic indications to obtain the optimum performance from the automatic cover:

- Before operating the cover you must ensure that nobody is in the swimming pool and that there are no objects that could become obstacles to its normal operation.
- Maintaining the correct water level is also important, as a level which is too high or too low can cause blockages at the tie beam, partition or the steps.
- During the retrieving and expanding operations the cover should not be blocked, as this action could be dangerous as well as harmful to the operating mechanism.
- If an automatic pool floor cleaner is used make sure that when the cover is extended neither the hose nor the power supply cable is caught up.
- Regular cleaning of the cover with a pressure cleaning device or with a PVC descaling liquid is recommended. This will also prevent leaves from settling on the cover which could otherwise stain the slats.
- In the case of a hail storm we recommend that you retrieve the cover.
- In the Roussillon submerged model we recommend that you always keep the motor housing dry to prevent the geared motor from getting wet.

For good winterization, and in order to find the pool in the best conditions in the spring, we recommend to follow the following indications:

- Leave the cover extended over the water surface.
- Keep the water level constant. An excess should be drained through the main drain or the skimmer box.
- It is advisable to clean the trapdoor and the motor housing with a high pressure cleaner before the pool is winterized.
- Place a number of anti-freeze floats in the trapdoor casing, behind the cover. The skimmers should also be protected in the same way.
- We recommend the installation of a plastic type cover to prevent leaves and other substances from obstructing the trapdoor, which should be cleaned regularly.
- In the case of freezing, avoid forcing or pressing down hard on the slats as they could be damaged.
- If the motor is in risk of flooding it is advisable to cut off the power supply and remove the motor.

Automatic cover price calculation

PRICE CALCULATION

How to calculate the price of an above-ground cover

The basic elements to calculate the above-ground cover are:

1. Mechanical kit
2. Slats
3. Ladder
4. Safety system
5. Postage and packaging

How to calculate the price of a submerged cover

The basic elements to calculate the submerged cover are:

1. Mechanical kit
2. Embedding kit
3. Tie beam and brackets
4. Kink-proof bracket (when necessary)
5. Partition and brackets
6. Slats
7. Ladder
8. Safety system
9. Postage and packaging

Automatic covers: Above-ground models

AUTOMATIC COVERS

Comparative Table

MODELS COMPARISON

	Above-ground				In-ground			
	Sveltea	Oteo	Bellasun	Zen'it	Dry decking		In-ground decking	
					Roussillon Motor in dry pit	Roussillon Motor in the shaft	Roussillon Motor in dry pit	Roussillon Motor in the shaft
								
Maximum dimensions (m)	5 x 10	7.5 x 15	6 x 12	5 x 9 or 6 x 8	11 x 17	8 x 12	11 x 17	8 x 12
Power	Supply	Supply	Solar	Supply or Solar	Supply	Supply	Supply	Supply
Warranty (motor and distribution board)	3 years	5 years	5 years*	5 years	5 years	4 years	5 years	4 years
Safety (NFP 90-308 compliant)	✓✓✓✓	✓✓✓✓	✓✓✓✓	✓✓✓✓	✓✓✓✓	✓✓✓✓	✓✓✓✓	✓✓✓✓
Energy savings	✓✓✓✓	✓✓✓✓	✓✓✓✓	✓✓✓✓	✓✓✓✓	✓✓✓✓	✓✓✓✓	✓✓✓✓
User-friendly	✓✓✓✓	✓✓✓✓	✓✓✓✓	✓✓✓✓	✓✓✓✓	✓✓✓✓	✓✓✓✓	✓✓✓✓
Stylish	✓✓✓	✓✓✓	✓✓✓	✓✓✓	✓✓✓✓	✓✓✓✓	✓✓✓✓	✓✓✓✓
Installation in existing pool	✓✓✓✓	✓✓✓✓	✓✓✓✓	✓✓✓✓	✓✓	✓✓	✓✓	✓✓
Installation in new-build pool	✓✓✓✓	✓✓✓✓	✓✓✓✓	✓✓✓✓	✓✓✓✓	✓✓✓✓	✓✓✓✓	✓✓✓✓
PVC slats can be fitted	✓✓✓✓	✓✓✓✓	✓✓✓✓	✓✓✓✓	✓✓✓✓	✓✓✓✓	✓✓✓✓	✓✓✓✓
Polycarbonate slats can be fitted				✓✓✓✓	✓✓✓✓	✓✓✓✓	✓✓✓✓	✓✓✓✓

* Only motor

Above-ground models

Octeo model



DESCRIPTION

- 4 color combinations to choose from.
- A new model designed in collaboration with a designer: modern shape and outline.
- Optional Solar LED Lighting available with a white or grey stand **072202B/072202G**
- Cast aluminum structure.
- Easy to assemble and disassemble.

- Motor: Tubular.
- Pool (interior dim.): 7,5 x 17 m
- Motorized roller
 - With limit switch.
 - With salt chlorinator contact.
- Standard cover.
- 4 stand colors available.



White / White BB **White / Anthracite Grey BG** **Anthracite Grey / White GB** **Anthracite Grey / Anthracite Grey GG**

Stand + shaft + motor with limit switch + unit with contact for salt chlorinator + key switch on stand + cover connect APP.

4 stand colors available. Add the 2 letters for the chosen color at the end of the code.

For example, OCTÉO stand in Anthracite Grey / White for an interior pool width of 7.5 m and length of 16 m: Code 072020GB




MAX. POOL INTERIOR WIDTH

Max. POOL INT. length	3.03 m*	4.03 m*	5.03 m*	6.03 m*	7.03 m	7.53 m
	Code	Code	Code	Code	Code	Code
3	072005	072005	072011	072015	072017	072019
4						
5						
6						
7						
8						
9	072006	072006	072012	072016	072018	072020
10						
11						
12						
13	072010	072014	072013	072016	072018	072020
14						
15						
16						
17						

*Also disponible in 3,53m ; 4,53m ; 5,53m ; 6,53m pool interior width.



Tool-free quick-connect terminal blocks



Disengageable motor to secure the pool manually



COVER CONNECT APP IN OPTION with Bluetooth receiver integrated in the OCTÉO stand



Solar LED IN OPTION

Power cable according to the distance (D) between the motor and the electrical panel

D < 15 m	15 m < D < 25 m	25 m < D < 50 m
2 x 4 mm ²	2 x 6 mm ²	2 x 10 mm ²

Chlorinator cable

3 x 1,5 mm²

Pool length	Ø of coil in mm (shaft + slats)
4 m	370
5 m	400
6 m	430
7 m	460
8 m	480
9 m	510
10 m	530
11 m	550
12 m	580
13 m	600
14 m	620
15 m	640
16 m	650
17 m	670

Related products

For users who prefer not to use a smartphone to operate the cover, the combination of the wall control unit or the remote control is a complementary solution:

- Wireless wall-mounted remote control unit + app **070562**
- Keyring remote control not compliant with the NP P90-308 standard **907672**

Above-ground models

Sveltea model



DESCRIPTION

- 4 trendy colours.
- Contemporary design with a streamlined finish.
- Disengageable tubular motor.
- Reduced footprint.
- Easy to assemble and disassemble.

- Motor: Tubular.
- Pool (interior dim.): 5 x 10 m
- Motorized roller
 - With limit switch.
 - Salt chlorinator contact in option.
- Cover Connect in option.
- 4 stand colors available.



White / White BB White / Anthracite Grey BGA White / Light Grey BGC White / Turquoise Blue BBT

Stand + shaft + motor with limit switch + key switch on stand + in Option : unit with contact for salt chlorinator & Cover connect.

4 stand colors available. Add the 2 or 3 letters for the chosen color at the end of the code.

For example, SVELTÉA stand in White for an interior pool width of 3.03 m : Code 072001BB



MAX. POOL INTERIOR WIDTH

Max. POOL INT. length	3.03 m	4.03 m	5.03 m
	Code	Code	Code
3	072001	072001	072002
4			
5			
6			
7			
8			
9			
10			
11			
12			



Aluminium shaft integrated in the stand for an aesthetic finish and to protect the motor from the bad weather conditions.



Disengageable motor to secure the pool manually.



Bearing system for better performance.

Power cable according to the distance (D) between the motor and the electrical panel			Chlorinator cable	Pool length	Ø of coil in mm (shaft + blades)
D < 15 m	15 m < D < 25 m	25 m < D < 50 m			
2 x 4 mm ²	2 x 6 mm ²	2 x 10 mm ²	3 x 1,5 mm ²	4 m	350
				5 m	380
				6 m	410
				7 m	440
				8 m	470
				9 m	490
				10 m	520
				11 m	540
				12 m	560

Related products

Salt chlorinator contact : allows the cover to be combined with a compatible chlorinator to reduce chlorine production when the pool is open **907601**

Remote control solutions :

- Kit Cover connect App Sveltea **070561**

- Wireless wall-mounted remote control unit + Kit Cover connect App Sveltea **070572**

- Keyring remote control not compliant with the NP P90-308 standard + Kit Cover connect App Sveltea **070573**

Above-ground models

Bellasun model



DESCRIPTION

- Latest generation of stand's streamlined finish. Aesthetic integration into the pool area with its "Full Black" solar panel.
- Ideal for existing pools: easy installation, no electrical connection required.
- Charged battery autonomy: 20 opening/closing.
- Charge regulator to protect the battery from deep discharges.
- Disengageable motor.

- Motor: Tubular.
- Pool (interior dim.): 6.03 x 12 m
- Solar motorized roller
 - With limit switch.
- Shaft in anodised aluminium of Ø 146 mm or Ø 196 mm.
- Stands made of rilsanised aluminium for optimum corrosion resistance.



Stand + shaft + motor with limit switch + battery + photovoltaic panel + key switch on stand.



Motor



Battery + Solar panel




Water Conservation



Energy Efficient

MAX. POOL INTERIOR WIDTH

Max. POOL INT. length	3.03 m	3.53 m	4.03 m	4.53 m	5.03 m	5.53 m	6.03 m			
	Code	Code	Code	Code	Code	Code	Code			
3	073000BG	073000BG	073000BG	073002BG	073002BG	073005BG	073005BG			
4				073003BG	073003BG		073006BG			
5				073001BG	073001BG		073003BG	073004BG	073004BG	-
6										
7		073001BG	-	-	-	-	-	-		
8										
9										
10										
11										
12	-	-	-	-	-	-	-			
13	-	-	-	-	-	-	-			
14	-	-	-	-	-	-	-			
15	-	-	-	-	-	-	-			
16	-	-	-	-	-	-	-			
17	-	-	-	-	-	-	-			



Stands made of rilsanised aluminium

Solar charge regulator

24V lead acid battery

Invisible magnetic fastening

Pool length	Ø of coil in mm (shaft + blades)
4 m	370
5 m	400
6 m	430
7 m	460
8 m	480
9 m	510
10 m	530
11 m	550
12 m	580
13 m	600
14 m	620
15 m	640
16 m	650
17 m	670

Above-ground models

Zen'it bench



The new AstralPool ZEN'IT bench fits any above-ground automatic covers.

Original 3 in 1: to cover the roller and the stander, to store equipment, to add value to the pool. Bench manufactured with quality materials in powder-coated aluminium, Stainless steel and exotic wood.

Easy-to-mount, in kit. No handling equipment necessary.

Length of 1 module: 1.2 m

Max. Length of the cover: 9 m with special roller stander.

Sold with or without above-ground roller – contact us for more info.

- Trendy design
- Supplied in kits, easy-to-mount
- Multi-purpose

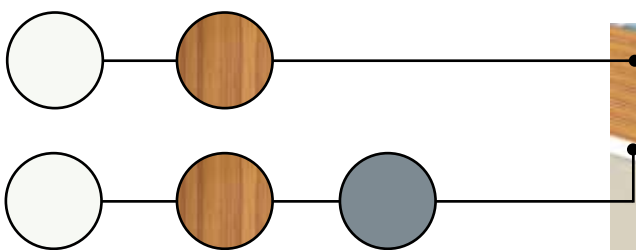


Access to the skimmers and mechanical parts

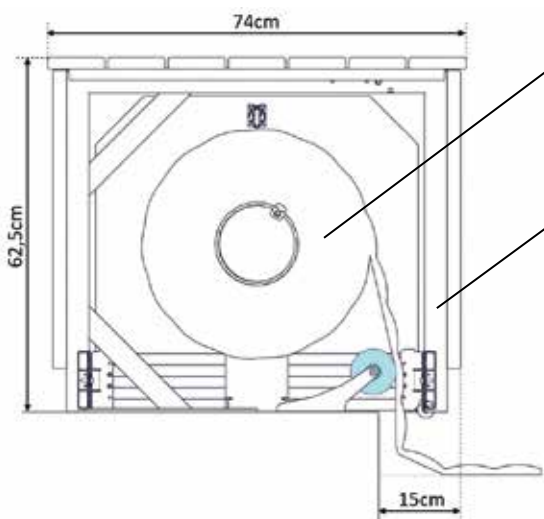


With storage area

Different finishes available



Overall dimensions



Space saving stander, reducing the footprint of the roller

Guiding system: reduced footprint over the pool



Complete bench shipped on a Euro pallet

Mounting time: 30 min/module
No need for handling equipment



SOLAR OPTION : Kit composed of a solar panel integrated in a wood panel + a charge controller + a 24V battery.

Not compatible with Cover Connect

Code 062016

Submerged models



Roussillon submerged model: dry well motor



DESCRIPTION

The Roussillon automatic cover is the submerged model which incorporates the motor in a separate sunken compartment and both the winding shaft as well as the cover are housed inside the pool at one end. The Roussillon model can cover an indoor pool up to 11 x 20 m.

The submerged pit containing the roller shaft from the main pool should be separated from the main pool by a small concrete partition at the time of construction or with a PVC partition later on.

The basic elements for assembling the cover are the slats, the step slats, the mechanical kit, the embedding kit, the aluminium tie beam and the pit cover.

MECHANICAL KIT

Includes the following elements:

- Extruded aluminium or stainless steel shaft.
- Motor stand.
- Watertight gaskets on bushing side.
- Watertight gaskets on bearing stand side.
- 24V reducer motor with stainless steel stand.
- 220/24V standard switchboard.
- On-off key switch with key. Should be installed in full view of the pool.
Works by continuous turning of the key.



Extruded aluminium shaft



On-off key switch

Embedding kit for a standard installation 55 cm above the water level.
Should the shaft have to be installed at a greater height, please consult us.



Solution valid for a mechanical installation up to a maximum depth of 55 cm of the water level. For greater depths, please enquire.

ROUSSILLON WITH MOTOR IN DRY PIT

0 < Axis depth below water level ≤ 0.55 m	Maxi WIDTH inside pool													
	3,03 M	3,53	4,03	4,53	5,03	5,53	6,03							
MAXI Length inside pool (total with the pit)	Code FIF	Code FIF	Code FIF	Code FIF	Code FIF	Code FIF	Code FIF							
4	060465ET	060465ET	060465ET	060467ET	060467	060468ET	060468ET							
5														
6														
7														
8														
9														
10														
11														
12														
13														
14	071601	071601	071602	071602	061011ET	070442	070442							
15														
16														
17														
18														
19														
20														
20											061011ET			

Submerged models

Roussillon submerged model: dry well motor



310 mm wall conduit



Bearing bracket for recessed assemblies

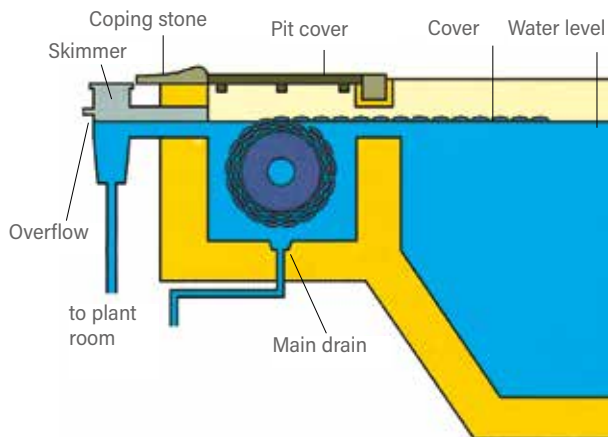


EMBEDDING KIT

Includes the following elements:

- Bushing.
- Bearing support bracket for embedding.
- Watertight gaskets for bushing.

	Code	Standard Pack	Standard weight in kg	Standard volume in m ³
Embedding kit				
With 110 mm wall conduit	33075	-	-	-
With 210 mm wall conduit	31143	-	-	-
With 310 mm wall conduit	33074	-	-	-



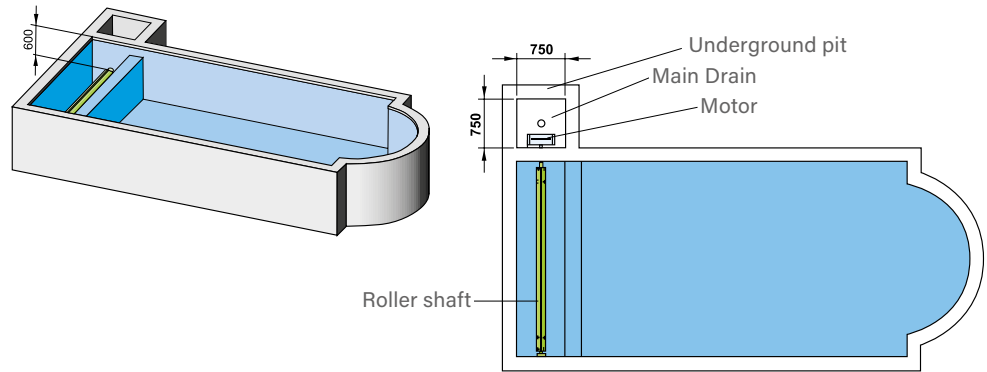
ROUSSILLON WITH MOTOR IN DRY PIT

0 < Axis depth below water level ≤ 0.55 m	Maxi WIDTH inside pool					
	6,53	7,03	8,03	9,03	10,03	11,03
MAXI Length inside pool (total with the pit)	Code FIF	Code FIF	Code FIF	Code FIF	Code FIF	Code FIF
4	060466ET	060466ET	060470ET	070440	070440	070440
5						
6						
7						
8						
9	070443	070444	070440	060570	060570	
10						
11						
12						
13	070441	070441	060570	060570	060570	
14						
15						
16	070441	070441	060570	060570	060570	
17						
18						
19						
20						

Submerged models

Roussillon submerged model: dry well motor

ROUSSILLON MODEL ASSEMBLY DRAWING



Watertight bushing

For further information see the AstralPool product database in the PRODUCTS section at www.astralpool.com.

Submerged models

Roussillon submerged model:

motor in the shaft



DESCRIPTION

The motor is integrated inside the winding shaft and can be installed in already-built pools up to 8 metres wide.

It can cover an indoor pool up to 8 x 12 m.

As in the Roussillon model the submerged part containing the roller shaft should be separated by a small concrete partition at the time of construction or later with a PVC partition. The slat colours available for both models are white, beige and opaque blue.

The Conflent mechanism may be fitted:

- Below the coping stone.
- Against the wall.



Mechanical system



Solution valid for a mechanical installation up to a maximum depth of 55 cm of the water level.

For greater depths, please enquire.

	Code	Standard Pack	Standard weight in kg	Standard volume in m ³
Max. pool dimensions				
Motor (shaft with limit switch)				
Pool 4 x 12 m	33070	-	-	-
Pool 5 x 12 m	33072	-	-	-
Pool 6 x 12 m	33073	-	-	-
Pool 7 x 14 m	33906	-	-	-

Wireless remote controls with key

Cover Connect submerged



DESCRIPTION

Cover Connect, remote control for submerged rollers.
(FOR ABOVEGROUND COVER CONNECT, please contact us.)





COVER CONNECT mobile App

DESCRIPTION

- **NF P90-308 standard-compliant**
 - Enables opening and closing of the cover via Bluetooth with distance limitation.
 - Secure password access.
- **Easy to install**
 - Automatic connection to the wall control unit.
 - Guided pairing procedure for easy installation.
 - Access to product documentation.
- **Flexibility**
 - Android and iOS compatible (downloadable from Play Store and App Store).
 - 8 languages available.
 - Unlimited number of smartphones can be paired.
 - Possibility of pairing 2 wall remote controls and 2 keying remote controls.
- **Free application without subscription**



Description	NF P90-308 standard-compliant	Mobile app compatibility	Code
 Wireless wall-mounted remote control unit + app	✓	✓	070562
 Keying remote control Not compliant with the NP P90-308 standard	✗	✗	907672

Wireless remote control with key



Remote control

for automatic covers



- + One single electrical cabinet for all types of submerged covers
- + Easy installation and maintenance

DESCRIPTION

Chlorination control

Reduced chlorine production with cover deployed

Filtration pump control

Temporary filtration pump shutdown during cover operation. Useful for infinity pools to avoid cover deviations.

Water level sensor input

The control cabinet is fitted with an automatic water level sensor that blocks cover operations if the water level is too low or too high. It can also be combined with an emergency stop button.

Programmable soft start

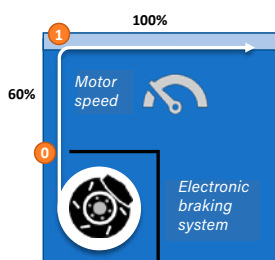
- Cover comes out towards the surface of the water at low speed to avoid jamming.
- Position 1 programmable according to the depth of the cover reel.
- Engine speed reduced to 60%.

Cover braking during unrolling

- Unlike older enclosures that suffer from Archimedes' thrust causing the cover to accelerate, the universal power supply incorporates a braking system to limit the speed at which the cover comes out towards the surface of the water.
- This braking system is necessary to control the speed at which the cover comes out (soft start).
- This feature is particularly useful for submerged covers with special shapes to prevent them from coming to the surface too quickly.

Compatible with Fluidra Connect

- Remote query of cover status: open / closed
- An advantage for professionals: remote monitoring of installed covers
- Preventive maintenance.
- Pool equipment harmonized with the cover: chlorination, pool robot, heat pump, filtration, etc.



	Code	Standard Pack	Standard weight in kg	Standard volume in m ³
Electrical cabinet				
Power 250 VA	070620	-	-	-
Power 400 VA	070619	-	-	-



The external receiver will not be necessary

For submerged covers, the wall control unit is required to operate the Cover Connect app. Installed near the pool, it enables control of the cover using a smartphone while maintaining the distance limitation required by the NF P-90 30 standard

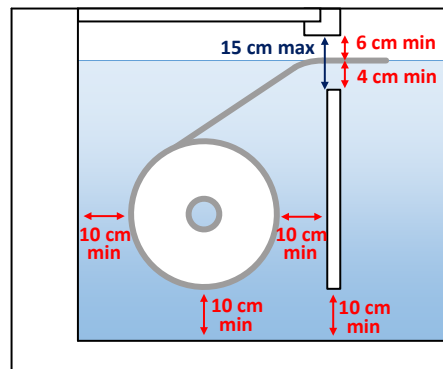
Wireless remote control with key

Technical specifications

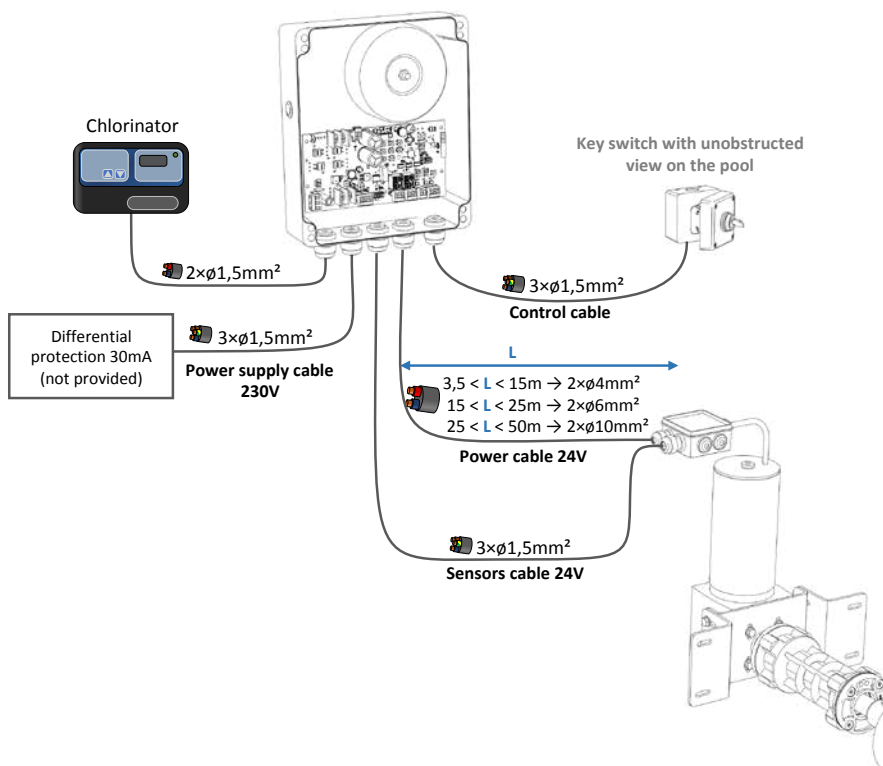
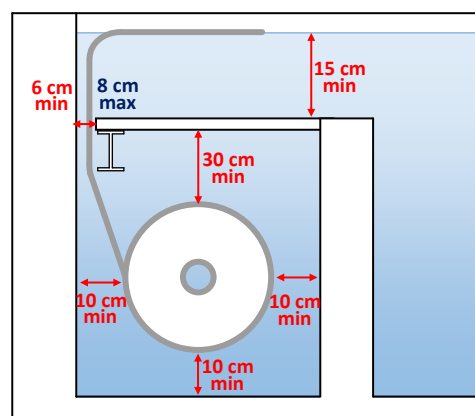
Ø BOBINE (mm) shaft + slats

LENGTH of the pool	ALU Shaft	INOX Shaft (Ø 300 mm)
1 m	260	335
2 m	320	370
3 m	350	405
4 m	390	440
5 m	420	472
6 m	450	472
7 m	470	510
8 m	490	540
9 m	520	540
10 m	530	575
11 m	560	575
12 m	570	610
13 m	590	610
14 m	610	645
15 m	640	645
16 m	660	680
17 m	680	680
18 m	700	715
19 m	720	715
20 m	730	750
23 m		800
25 m		850

Above water gratings



Under water gratings



Slates

PVC slats



WHITE



SAND



LIGHT



MEDIUM GREY



DESCRIPTION

The AstralPool automatic cover uses hollow extrusion PVC watertight slats. The end-caps welded at both ends ensure the tightness of the slats and the 20mm wide cap flaps can assure the total length of the slat. Flaps can also be 10 or 30 mm, altering the total width of the pool cover.

The slats measure 71.4 mm long and are 17 mm thick, so that they are able to float. To prevent stains, particularly organic ones, the slats are stabilized with calcium and zinc.

To ensure a cover blends in with its surroundings, a number of slat models are available: white, sand, blue and grey.

	Code	Standard Pack	Standard weight in kg	Standard volume in m ³
Bracket cut	31180	-	-	-
In shape cut	38735	-	-	-

TECHNICAL FEATURES

Pool width (m)	White	Sand	Grey	Medium Grey
	Code	Code	Code	Code'
width ≤ 3.53	060540	060492I	060645	061857
3.53 < width ≤ 4.03	060400I	060406I	060647	061858
4.03 < width ≤ 4.53	060526I	060493I	060648	061859
4.53 < width ≤ 5.03	060402I	060407I	060649	061860I
5.03 < width ≤ 5.53	060527I	060494I	060650	061861I
5.53 < width ≤ 6.03	060404I	060408I	060651	061862
6.03 < width ≤ 7.03	060505I	060409I	060652	061863
7.03 < width ≤ 8.03	060399I	060418I	060653	061864
8.03 < width ≤ 9.03	060582I	060586	060261I	061865
9.03 < width ≤ 10.03	060583I	060587	061406	061866
10.03 < width ≤ 11.03	060390I	060588	061407	061867

Please enquire for larger widths.

Slates

PVC slats



WHITE



SAND



LIGHT



MEDIUM GREY



	Code	Standard Pack	Standard weight in kg	Standard volume in m ³
Pool width (m) - White				
width ≤ 3.53	060540	-	-	-
3.53 < width ≤ 4.03	0604001	-	-	-
4.03 < width ≤ 4.53	0605261	-	-	-
4.53 < width ≤ 5.03	0604021	-	-	-
5.03 < width ≤ 5.53	0605271	-	-	-
5.53 < width ≤ 6.03	0604041	-	-	-
6.03 < width ≤ 7.03	0605051	-	-	-
7.03 < width ≤ 8.03	0603991	-	-	-
8.03 < width ≤ 9.03	0605821	-	-	-
9.03 < width ≤ 10.03	0605831	-	-	-
10.03 < width ≤ 11.03	0603901	-	-	-
Pool width (m) - Sand				
width ≤ 3.53	0604921	-	-	-
3.53 < width ≤ 4.03	0604061	-	-	-
4.03 < width ≤ 4.53	0604931	-	-	-
4.53 < width ≤ 5.03	0604071	-	-	-
5.03 < width ≤ 5.53	0604941	-	-	-
5.53 < width ≤ 6.03	0604081	-	-	-
6.03 < width ≤ 7.03	0604091	-	-	-
7.03 < width ≤ 8.03	0604181	-	-	-
8.03 < width ≤ 9.03	060586	-	-	-
9.03 < width ≤ 10.03	060587	-	-	-
10.03 < width ≤ 11.03	060588	-	-	-
Pool width (m) - Grey				
width ≤ 3.53	060645	-	-	-
3.53 < width ≤ 4.03	060647	-	-	-
4.03 < width ≤ 4.53	060648	-	-	-
4.53 < width ≤ 5.03	060649	-	-	-
5.03 < width ≤ 5.53	060650	-	-	-
5.53 < width ≤ 6.03	060651	-	-	-
6.03 < width ≤ 7.03	060652	-	-	-
7.03 < width ≤ 8.03	060653	-	-	-
8.03 < width ≤ 9.03	0602621	-	-	-
9.03 < width ≤ 10.03	061406	-	-	-
10.03 < width ≤ 11.03	061407	-	-	-
Pool width (m) - Medium Grey				
width ≤ 3.53	061857	-	-	-
3.53 < width ≤ 4.03	061858	-	-	-
4.03 < width ≤ 4.53	061859	-	-	-
4.53 < width ≤ 5.03	0618601	-	-	-
5.03 < width ≤ 5.53	0618611	-	-	-
5.53 < width ≤ 6.03	061862	-	-	-
6.03 < width ≤ 7.03	061863	-	-	-
7.03 < width ≤ 8.03	061864	-	-	-
8.03 < width ≤ 9.03	061865	-	-	-
9.03 < width ≤ 10.03	061866	-	-	-
10.03 < width ≤ 11.03	061867	-	-	-

Slates

Polycarbonate slats



SOLAR BLUE



SOLAR GREY




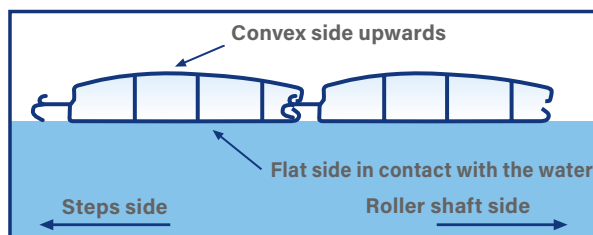
SOLAR BLACK



DESCRIPTION

Main advantages of polycarbonate slats:

- Strong impact resistance: Polycarbonate slats are approximately 8 times more resistant than PVC slats.
- Heat resistance: the deformation point is 140° compared to 80° for PVC.
- Very good ageing resistance thanks to UV protection layer on the top of the slat.
- Polycarbonate's lower density means the slats float better.
- Compliant with standard NF P 90-308.
- 3-year warranty
- Slat dimensions: 71 x 17 mm.



TECHNICAL FEATURES

Pool length (m)	Solar Blue	Solar Black	Solar Grey
	Code	Code	Code
long < 4.03 m	061547	070420	070266
4.03 m < long < 5.03 m	061548	070421	070265
5.03 m < long < 6.03 m	061549	070422	070267
6.03 m < long < 7.03 m	061550	070423	070268
7.03 m < long < 8.03 m	061551	070424	070269

For bigger widths, please enquire. ml = metre length. Available in other colours, please enquire.

	Code	Standard Pack	Standard weight in kg	Standard volume in m ³
Solar Blue				
long < 4.03 m	061547	-	-	-
4.03 m < long < 5.03 m	061548	-	-	-
5.03 m < long < 6.03 m	061549	-	-	-
6.03 m < long < 7.03 m	061550	-	-	-
7.03 m < long < 8.03 m	061551	-	-	-
Solar Black				
long < 4.03 m	070420	-	-	-
4.03 m < long < 5.03 m	070421	-	-	-
5.03 m < long < 6.03 m	070422	-	-	-
6.03 m < long < 7.03 m	070423	-	-	-
7.03 m < long < 8.03 m	070424	-	-	-
Solar Grey				
long < 4.03 m	070266	-	-	-
4.03 m < long < 5.03 m	070265	-	-	-
5.03 m < long < 6.03 m	070267	-	-	-
6.03 m < long < 7.03 m	070268	-	-	-
7.03 m < long < 8.03 m	070269	-	-	-

COVER CONNECT APP IN OPTION with Bluetooth receiver integrated in the OCTÉO stand

Step slats



Step slats

In order to adapt to any swimming pool shape, three different standard geometric shapes are available, thus ensuring a perfect fit to the outline of a pool and maximum safety.

The shapes available are: Roman steps, Straight steps and Trapezoidal steps.

METHOD FOR CALCULATING STEPS SLATS

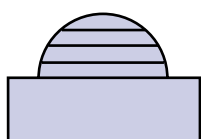
ROMAN STEPS

Location:

It must be located on the side opposite to the cover shaft.

Step price:

Roman step pricelist.



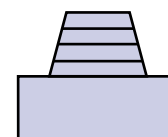
ISOSCELES TRAPEZOIDAL STEPS

Location:

Located in front of the cover.

Step price:

Trapezoidal step pricelist.



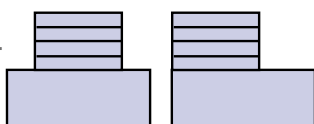
STRAIGHT STEPS

Location:

a) Located in front of the cover shaft.

Step price:

Straight step price.



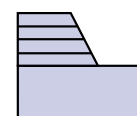
RECTANGULAR TRAPEZOIDAL STEPS

Location:

a) Located in front of the cover shaft.

Step price:

Trapezoidal step pricelist.



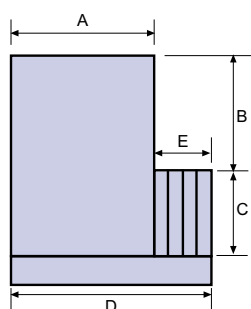
Location:

b) Located next to the cover.

Step price:

Slat pricelist per metre length $D \times (C + 1 m)$.

- The length of the shaft (D) includes the width of the pool (A) + the depth of the steps (E).



Location:

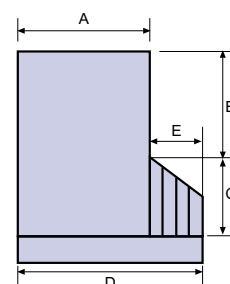
b) Located next to the cover.

Step price:

Slat price per metre length

$D \times (C + 1 m)$ + slat cutting surcharge for custom cutting per metre length.

- Length of D axis includes A length of pool + E depth of step



NOTE FOR SIDE STEPS:
Total slat cost calculation:
Step price + slat price (A x B)

NOTE FOR SIDE STEPS:
Total slat cost calculation:
Step price + slat price (A x B)

TECHNICAL FEATURES

Description	White	Sand	Grey	Medium Grey
Roman step bracket cut				
$\emptyset \leq 3 m$	060414I	060420I	060896	061868
$3m \leq \emptyset \leq 4 m$	060416I	060422I	060897	061869
Roman step in-shape cut				
$\emptyset \leq 3 m$	060700I	060702I	060850	061870
$3m \leq \emptyset \leq 4 m$	060701I	060703I	060851	061871
Straight steps				
base max 2m x 1,5 m depht	060428I	060432I	060898	061872
base max 2,5m x 2 m depht	060430I	060434I	060899	061873
Trapezoidal step bracket cut				
base max 3 m	060440I	060444I	060900	061874
base max 4 m	060442I	060445I	060901	061875
Shape-cut Trapezoidal ladder				
base max 3 m	060708I	060710I	060902	061876
base max 4 m	060709I	060711I	060903	061877

Larger steps: use surplus cut-outs in shape 38735 or bracket 31180 per metre length.

Step slats



PVC step slats



		Code	Standard Pack	Standard weight in kg	Standard volume in m ³
White					
Roman step bracket cut	$\emptyset \leq 3 \text{ m}$	0604141	-	-	-
	$3\text{m} \leq \emptyset \leq 4 \text{ m}$	0604161	-	-	-
Roman step in-shape cut	$\emptyset \leq 3 \text{ m}$	0607001	-	-	-
	$3\text{m} \leq \emptyset \leq 4 \text{ m}$	0607011	-	-	-
Straight steps	max 2 x 1,5 m	0604281	-	-	-
	max 2,5 x 2 m	0604301	-	-	-
Trapezoidal step bracket cut	base 3 m	0604401	-	-	-
	base 4 m	0604421	-	-	-
Shape-cut Trapezoidal ladder	base 3 m	0607081	-	-	-
	base 4 m	0607091	-	-	-
Sand					
Roman step bracket cut	$\emptyset \leq 3 \text{ m}$	0604201	-	-	-
	$3\text{m} \leq \emptyset \leq 4 \text{ m}$	0604221	-	-	-
Roman step in-shape cut	$\emptyset \leq 3 \text{ m}$	0607021	-	-	-
	$3\text{m} \leq \emptyset \leq 4 \text{ m}$	0607031	-	-	-
Straight steps	max 2 x 1,5 m	0604321	-	-	-
	max 2,5 x 2 m	0604341	-	-	-
Trapezoidal step bracket cut	base 3 m	0604441	-	-	-
	base 4 m	0604451	-	-	-
Shape-cut Trapezoidal ladder	base 3 m	0607101	-	-	-
	base 4 m	0607111	-	-	-
Grey					
Roman step bracket cut	$\emptyset \leq 3 \text{ m}$	060896	-	-	-
	$3\text{m} \leq \emptyset \leq 4 \text{ m}$	060897	-	-	-
Roman step in-shape cut	$\emptyset \leq 3 \text{ m}$	060850	-	-	-
	$3\text{m} \leq \emptyset \leq 4 \text{ m}$	060851	-	-	-
Straight steps	mx 2 x 1,5 m	060898	-	-	-
	max 2,5 x 2 m	060899	-	-	-
Trapezoidal step bracket cut	base 3 m	060900	-	-	-
	base 4 m	060901	-	-	-
Shape-cut Trapezoidal ladder	base 3 m	060902	-	-	-
	base 4 m	060903	-	-	-
Medium grey					
Roman step bracket cut	$\emptyset \leq 3 \text{ m}$	061868	-	-	-
	$3\text{m} \leq \emptyset \leq 4 \text{ m}$	061869	-	-	-
Roman step in-shape cut	$\emptyset \leq 3 \text{ m}$	061870	-	-	-
	$3\text{m} \leq \emptyset \leq 4 \text{ m}$	061871	-	-	-
Straight steps	max 2 x 1,5 m	061872	-	-	-
	max 2,5 x 2 m	061873	-	-	-
Trapezoidal step bracket cut	base 3 m	061874	-	-	-
	base 4 m	061875	-	-	-
Shape-cut Trapezoidal ladder	base 3 m	061876	-	-	-
	base 4 m	061877	-	-	-

Step slats



Polycarbonate steps

TECHNICAL FEATURES

Stair type and measurements	Solar Blue	Solar Black	Solar Grey
	Code	Code	Code
Roman step bracket cut diam < 3 m	061604I	070425	070270
Roman step bracket cut 3 m < diam < 4 m	061505I	070426	070271
Roman step bracket cut max 2 m depth 1.5 m	061606I	070427	070272
Roman step bracket cut max 2.5 m depth 2 m	061607I	070428	070273
Trapezoidal step bracket cut max 3 m	061608I	070429	070274
Trapezoidal step bracket cut max 4 m	061609I	070430	070275

	Code	Standard Pack	Standard weight in kg	Standard volume in m ³
Solar Blue				
Roman step bracket cut diam < 3 m	061604I	-	-	-
Roman step bracket cut 3 m < diam < 4 m	061505I	-	-	-
Roman step bracket cut max 2 m depth 1.5 m	061606I	-	-	-
Roman step bracket cut max 2.5 m depth 2 m	061607I	-	-	-
Trapezoidal step bracket cut max 3 m	061608I	-	-	-
Trapezoidal step bracket cut max 4 m	061609I	-	-	-
Solar Black				
Roman step bracket cut diam < 3 m	070425	-	-	-
Roman step bracket cut 3 m < diam < 4 m	070426	-	-	-
Roman step bracket cut max 2 m depth 1.5 m	070427	-	-	-
Roman step bracket cut max 2.5 m depth 2 m	070428	-	-	-
Trapezoidal step bracket cut max 3 m	070429	-	-	-
Trapezoidal step bracket cut max 4 m	070430	-	-	-
Solar Grey				
Roman step bracket cut diam < 3 m	070270	-	-	-
Roman step bracket cut 3 m < diam < 4 m	070271	-	-	-
Roman step bracket cut max 2 m depth 1.5 m	070272	-	-	-
Roman step bracket cut max 2.5 m depth 2 m	070273	-	-	-
Trapezoidal step bracket cut max 3 m	070274	-	-	-
Trapezoidal step bracket cut max 4 m	070275	-	-	-

Security system



Safety systems

in AISI-316 stainless steel (glossy)



DESCRIPTION

- Thickness: 15.3 mm
- Height: 52.1 mm
- Width: 30 mm

Aesthetics: In glossy AISI-316 stainless steel + coloured strap



White



Sand



Grey

Easy to handle



	Code	Standard Pack	Standard weight in kg	Standard volume in m ³
S.S. safety system for fastening				
to wall with white PVC strap	070317F	-	-	-
to surface (height of 100 mm) with white PVC strap	070321F	-	-	-
to wall with sand PVC strap	070322F	-	-	-
to surface (height of 100 mm) with sand PVC strap	070324F	-	-	-
to wall with grey PVC strap	070328	-	-	-
to surface (height of 100 mm) with grey PVC strap	070330F	-	-	-

Easy to install:
fastens to wall or on surface
at two possible heights



Security system



Fabric strap tying system



DESCRIPTION

Good value for money.

	Code	Standard Pack	Standard weight in kg	Standard volume in m ³
Fabric safety system for fastening				
to white wall	070316	-	-	-
to white wall (height of 100 mm)	070335	-	-	-

Easy to install:
fastens to wall or on surface
at two possible heights



ABS safety systems



DESCRIPTION

We have a line of accessories for both using and maintaining automatic covers.

In compliance with the French standard NF P90-308 on swimming pool covers the following straps will be supplied according to the kind of cover and pool:

	Code	Standard Pack	Standard weight in kg	Standard volume in m ³
ABS Safety system for fastening				
to white wall	069051I	-	-	-
to white surface	069059I	-	-	-



Interior pool width	No. of flanges for above-ground covers	No. of flanges for submerged covers
Width <= 3 m	4	2
3 m < width <= 5 m	6	3
5 m < width <= 7 m	8	4
7 m < width <= 10 m	10	5

Submerged models - Dry mounted grating accessories

Pit Cover



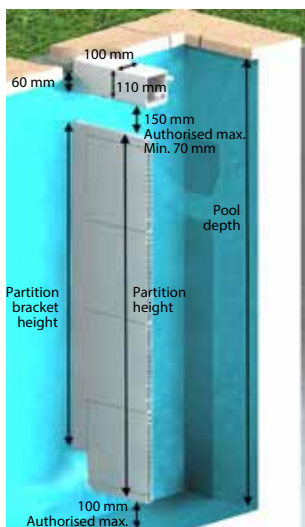
Tropical wood box cover



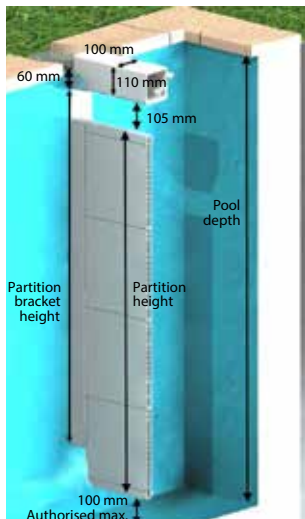
White aluminium compartment cover



Brackets for fastening to wall



Brackets for fastening to beam brackets



DESCRIPTION

The pit cover protects the automatic cover operating unit and conveys an aesthetic improvement to the surroundings. It is available in wood, or in white aluminium.

For pools with a partition wall the cover will be 950 mm wide, while for pools with a PVC partition the 700 mm lid will be used.

Thickness of the wooden pit cover: 25 mm.

Thickness of the aluminium pit cover: 28 mm.

	Code	Standard Pack	Standard weight in kg	Standard volume in m ³
Made of tropical wood (1.00 x 0.70 m)	31152	-	-	-
Made of tropical wood (1.00 x 0.95 m)	31153	-	-	-
Tropical wood made to order (m ²)	31154	-	-	-
White aluminium 1.00 x 0.70 m	33679	-	-	-
White aluminium 1.00 x 0.95 m	33680	-	-	-
White aluminium made to measure, m ²	33681	-	-	-
Sand aluminium 1.00 x 0.70 m	38512	-	-	-
Sand aluminium 1.00 x 0.950 m	38513	-	-	-
Sand aluminium made to measure, m ²	38514	-	-	-

PVC Partition

The partition can be made of concrete or PVC. It is designed to improve safety by preventing bathers from coming into contact with the roller shaft. It also prevents the pool-floor cleaning hose from being rolled up into the slats.

The partition is made up of 250 mm high PVC panels, internally reinforced with stainless steel. It is fastened with two white coated stainless steel U clamps, which are fastened to the tie beam support bracket.

Will be fastened to vertical walls.

For pools of more than 6 m width ask your AstralPool branch.

	Code	Standard Pack	Standard weight in kg	Standard volume in m ³
White partition				
900 mm x 4 m	31158	-	-	-
900 mm x 5 m	31159	-	-	-
900 mm x 6 m	31160	-	-	-
1200 mm x 4 m	31161	-	-	-
1200 mm x 5 m	31162	-	-	-
1200 mm x 6 m	31163	-	-	-
1500 mm x 4 m	33077	-	-	-
1500 mm x 5 m	33078	-	-	-
1500 mm x 6 m	38523	-	-	-
White Stainless Steel U-shaped brackets to fasten to wall				
H 900 mm	31164	-	-	-
H 1200 mm	31165	-	-	-
H 1500 mm	33084	-	-	-
White Stainless Steel U-shaped brackets to fasten to wall				
H 900 mm on tie-beam bracket	33083	-	-	-
S.S. U clamps colour White				
H 1200 mm on beam bracket	38549	-	-	-
H 1500 mm on beam bracket	38550	-	-	-



Partition panel with stainless steel reinforcement



U-bracket for fastening to the beam supports



U-bracket for fastening to wall

Submerged models - Dry mounted grating accessories

Dry-mounted grating



Wood. Width 25 mm



Aluminum. Width 28 mm



DESCRIPTION

The slabs are set back at least 50 mm and the gratings rest on:

- on both sides, on the beam and flush on the wall;
- on a bracket previously fixed to the wall.

Dimensions	Aluminium			Wood
	White	Sand	Grey	Exotic wood
	Code	Code	Code	Code
700 x 1 000 mm	069919I	060787	061170	069921I
950 x 1 000 mm	069917I	060788	061171	069922I
Custom-built: price per ml Maximum depth 1.50 m Multiple length of 125 mm	069918I	060789	061172	069923-01*

Fam. 10F

* Approx. 4 weeks for this custom-built finish.

Related Products



Stainless steel grating support bracket
l. 2.5 m - 67 x 67 mm + accessories

Code	069927I
------	---------

Fam. 10F



Submerged models - Dry mounted grating accessories

Tie Beam

DESCRIPTION

Its function is to provide support to the pit cover. Manufactured in white coated aluminium, it measures 100 x 110 mm and weighs 9 kg/ml.

This tie beam is delivered with coated stainless steel support bracket and stainless steel nuts and bolt.



Beam adjustable bracket



Wall tie-beam bracket

Beam length	Tie beam code 100 x 110	Tie beam code 100 x 70
White beam + Support bracket for fastening to the pool wall		
UP TO 4 meters	33874	56063
From 4 m to 5 m	33875	56064
From 5 m to 6 m	33876	-
Sand tie beam + Bracket to fasten to pool wall		
UP TO 4 meters	38544	56065
From 4 m to 5 m	38545	56066
From 5 m to 6 m	38546	-
White beam + Adjustable bracket		
UP TO 4 meters	35717	56057
From 4 m to 5 m	35718	56058
From 5 m to 6 m	35719	-
From 6 m to 7 m	35720	-
From 7 m to 8 m	35721	-
Sand beam + Adjustable bracket		
UP TO 4 meters	38539	56059
From 4 m to 5 m	38540	56060
From 5 m to 6 m	38541	-
From 6 m to 7 m	38542	-
From 7 m to 8 m	38543	-

Submerged models - Dry mounted grating accessories



Kink-proof support for embedded beam 

Supports must be used if the inner width of the pool shell is > 4 m.
The number of supports to be used is set out in the table below.

	Code	Standard Pack	Standard weight in kg	Standard volume in m ³
Kink-proof support to be mounted on wall				
DIMENSION of pit cover in mm				
615 ≤ Dim. ≤ 1015	61678	-	-	-
1016 ≤ Dim. ≤ 1460	61682	-	-	-

The pool may have beams on the corners of a maximum of 4 cm, in compliance with standard NF 90-308.

In the case of larger beams, the beam of the wall side must be brought forward by the same distance.

The clearance between the wall and the beam must be greater than 7 cm, otherwise it will not comply with standard NF 90-308.

PRACTICAL INFORMATION

Pool shell width	Number of beams required	Number of kink-proof supports required
Width ≤ 4 m	1 beam	0
4 m ≤ Width ≤ 6.03 m	1 beam	1
6.03 m ≤ Width ≤ 8.03 m	1 beam	2
8.03 m ≤ Width ≤ 9.03 m	1 beam of 4 m + 1 beam of 5 m	3
9.03 m ≤ Width ≤ 10.03 m	2 beams of 5 m	3
10.03 m ≤ Width ≤ 11.03 m	2 beams of 6 m	4

SAFETY SYSTEMS

Place the safety system on the shaft side and the step side IF THE DEPTH between the water level and pit cover is > 20 cm.

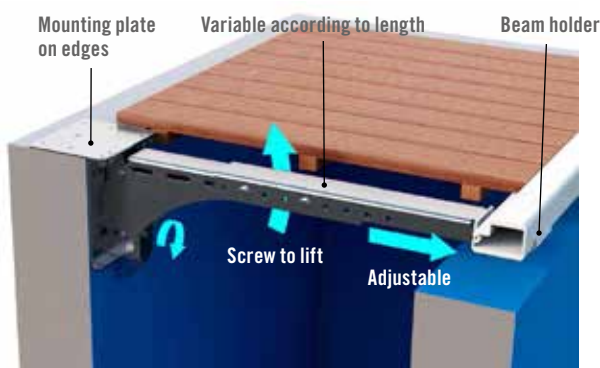
Dimensions to be taken into account:

A space measuring the height of at least the diameter of the cover when rolled plus 30 cm must be left free.

The inner width of the pit must be wider than the diameter of the shaft plus 20 cm (see diagram).

The clearance for the cover between the wall and the back of the pit cover must be between 5 and 7 cm, in compliance with standard NF 90-308.

The depth of the pit cover is up to the user. It should be at least 6 cm so that the cover works properly, and a maximum of 20 cm, in compliance with standard NF 90-308.



Submerged models - Submerged gratings accessories

Submerged well



White PVC



Sand PVC



Grey PVC



Wood veneer PVC

PVC submerged well is ideal for renovation & easy to install. Added value of this new solution: the box dissimulates the roller & the cover to create a submerged deck.

- The well is available in two heights to adapt to different types of pools : 950 mm and 1200 mm
- The PVC liner can be easily cut to size on site, if required.
- Maximum pool size :
 - 8 x 17 m for 950 x 950 mm liner
 - 8 x 23 m for 950 x 1200 mm liner
- Consists of 3 fibre beams and a PVC liner available in several colours or in wood
- The grating is delivered in 750 mm wide PVC panels that can be easily cut on site to adapt to the width of the pool.
- The submerged roller is sold separately.

1. Choosing your beam kit: The beams will be cut in the factory to the exact width of the pool indicated on the order form. Maximum width = 8m The beams are delivered with brackets for fixing to the wall.

	Code	Standard Pack	Standard weight in kg	Standard volume in m ³
Kit 3 beams with fixings and guide rails				
Maximum width inside the pool				
L ≤ 4,03 m	60016	-	-	-
4,03 < L ≤ 5,03 m	60017	-	-	-
5,03 < L ≤ 6,03 m	60018	-	-	-
6,03 < L ≤ 7,03 m	60019	-	-	-
7,03 < L ≤ 8,03 m	60020	-	-	-

2. Choosing your grating: The PVC liner is supplied in 750 mm wide sheets that can be cut to fit the width of the pool. Supplied with fixing and finishing profiles. 1 unit = 1 horizontal grating + 1 vertical grating

	Code	Standard Pack	Standard weight in kg	Standard volume in m ³
Submerged well gratings				
Size: 950 x 950 mm				
White	060014BL	-	-	-
Sand	060014S	-	-	-
Grey	060014G	-	-	-
Wood veneer	060014BO	-	-	-
Size: 950 x 1200 mm				
White	060013BL	-	-	-
Sand	060013S	-	-	-
Grey	060013G	-	-	-
Wood veneer	060013BO	-	-	-

Submerged models - Submerged gratings accessories

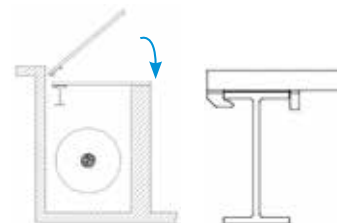


Solution 1: STAINLESS STEEL GRATING



DESCRIPTION

- Stainless steel gratings for submerged decking
- Material: AISI INOX 316L electro-polished (grade-A anti-slip surface according to DIN 51 097 standard)
- Dimensions: Custom-built
- Compatibility: fitted to the FIBER beam
- Weight: between 12 and 14 kg
- Maximum depth: 120 cm
- Thickness: 35 mm



* Épaisseur : 30 mm



With fastening system



Lined version



Tiled version



Solution 2: PVC GRATING



DESCRIPTION

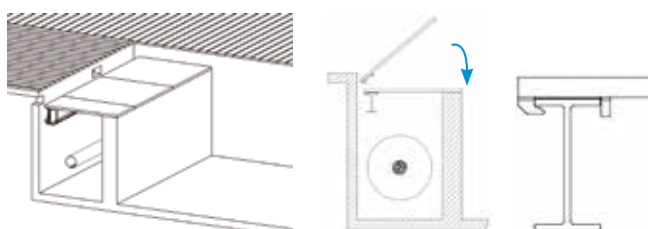
for tiling or lining with reinforced PVC

- Extruded PVC grating for submerged decking
- Material: Rigid extruded WHITE PVC
- Use: the grating can be tiled or lined with reinforced PVC.
- Compatibility: fitted to the FIBER beam.

Dimensions	Weight out of water	Maximum depth if tiled	Maximum depth if lined with reinforced PVC	Code
1000 x 998 mm	43 kg	1 m	1,5 m	070378
Custom-built	-	-	-	070380

Fam. 10F

Installation configuration



Submerged models - Submerged gratings accessories

Fiber Beam



- Material: Glass fibre reinforced polyester (GRP) with a grey (RAL 7030) thermoplastic coated outer surface.
- Maximum length: 12 m.
- Fixing: 316L stainless steel housing to be fixed to the wall or pre-sealed:
- Compatibility: with all types of gratings (coloured PVC, coloured PVC to be draped, PVC with wood veneer, in POLYESTER RESIN to be tiled, stainless steel).

An anti-flexion support is required if the width of the pool exceeds 8 m

Max. pool interior width	Code	Standard Pack	Standard weight in kg	Standard volume in m ³
Fiber beam 200 x 100 mm WITH RAILS + box beam				
Width ≤ 4,03 m	070361	-	-	-
4,03 m ≤ Width ≤ 5,03 m	070362	-	-	-
5,03 m ≤ Width ≤ 6,03 m	070363	-	-	-
6,03 m ≤ Width ≤ 7,03 m	070364	-	-	-
7,03 m ≤ Width ≤ 8,03 m	070365	-	-	-
8,03 m ≤ Width ≤ 12,03 m	070366	-	-	-
Fiber beam 200 x 100 mm WITH RAILS + box beam				
Width ≤ 4.03 m	070356	-	-	-
4,03 m < Width ≤ 5,03 m	070357	-	-	-
5,03 m ≤ Width ≤ 6,03 m	070358	-	-	-
6,03 m ≤ Width ≤ 7,03 m	070359	-	-	-
7,03 m ≤ Width ≤ 8,03 m	070360	-	-	-
8,03 m ≤ Width ≤ 12,03 m	070370	-	-	-

Automatic cover accessories

PVC slat accessories



	Code	Standard Pack	Standard weight in kg	Standard volume in m ³
Caps for PVC slats				
Right plug WHITE	061553	-	-	-
Left plug WHITE	061561	-	-	-
Right plug GREY	061557	-	-	-
Left plug GREY	061565	-	-	-
Right plug SAND	061559	-	-	-
Left plug SAND	061567	-	-	-






Polycarbonate slat accessories



	Code	Standard Pack	Standard weight in kg	Standard volume in m ³
Caps for grey polycarbonate slats				
Right plug TRANSPARENT	070243	-	-	-
Left plug TRANSPARENT	070242	-	-	-
Right plug SOLAR BLUE	070259	-	-	-
Left plug SOLAR BLUE	070260	-	-	-
Right plug SOLAR BLACK	907557	-	-	-
Left plug SOLAR BLACK	907556	-	-	-

Comparative Table

MODELS COMPARISON

	Bubble 400 µm		Bubble 500 µm		
	Blue / Blue	RaeGuard™	EnergyGuard	Dark Blue / Gold	Sun + Guard
					
Increases water temperature*	Between +3°C & +4°C	Opaque & non-solar. Designed for heated pools. Retains heat and maintains water temperature.	+7°C	Between +3°C & +4°C	+7°C
Prevents the growth of algae	-	✓	✓	-	-
Reduction of energy consumption*	-	57 %	60 %	✓	70 %
Reduction in the use of chemicals*	-	50 %	60 %	✓	40 %
Reduction of the filtering time*	-	-	50 %	-	-
Suitable to be used as a winter cover	X	X	✓	X	X
Eliminate water evaporation*	-	98 %	98 %	98 %	98 %
Reduction of contamination by debris	✓	✓	✓	✓	✓
Reduction of the carbon footprint generated by the pool*	✓	✓	✓	✓	✓
Warranty**	1 year	6 year	6 year	1 year	6 year

* The technical data shown in this overview table are provided by the material manufacturer of Fluidra Industry France. They are given for information purposes only and are valid only if the isothermal cover is used in the proper manner, as specified in the manual provided.

** The guarantee does not apply to: the preservation of colours and dimensional stability; the deterioration of the cover due to over-chlorination of the pool and friction; the costs of removal and reinstallation.

Bubble thermal covers



Blue-blue bubble

Floating Isothermal "Bubble" covers



DESCRIPTION

- **Composition:** Polyethylene-based material.
- **Joint:** Ultrasonic welding.
- **Edges:** Sewn polyethylene trims.
- **NB model:** Cut only - no trim.
- **Eco model:** Trimmed on both width sides
- **Deluxe model:** Perimeter trim.
- **Fastening:** Eyelets at either end on primary width side.
Eyelets approx. every 65 cm on secondary width side.
- **Composition:** Nickel-plated brass eyelet.
- **Packaging:** Supplied in a cardboard box with a protective cover and instruction handbook.
- **Thickness:** 400 µm.

Accessories appear on page 537 of the catalogue

Model	Pool Type	Code	Standard Pack	Standard weight in kg	Standard volume in m ³
Blue-Blue without border	Standard	075219	-	-	-
Blue-Blue Duo	Standard	075195	-	-	-
Blue-Blue Luxe	Standard	075209	-	-	-
Blue-Blue without border	Non-Standard	075220	-	-	-
Blue-Blue Duo	Non-Standard	075200	-	-	-
Blue-Blue Luxe	Non-Standard	075210	-	-	-
Blue-Blue without border	Freeform	075221	-	-	-
Blue-Blue Duo	Freeform	075201	-	-	-
Blue-Blue Luxe	Freeform	075211	-	-	-



NB



DUO



Luxe


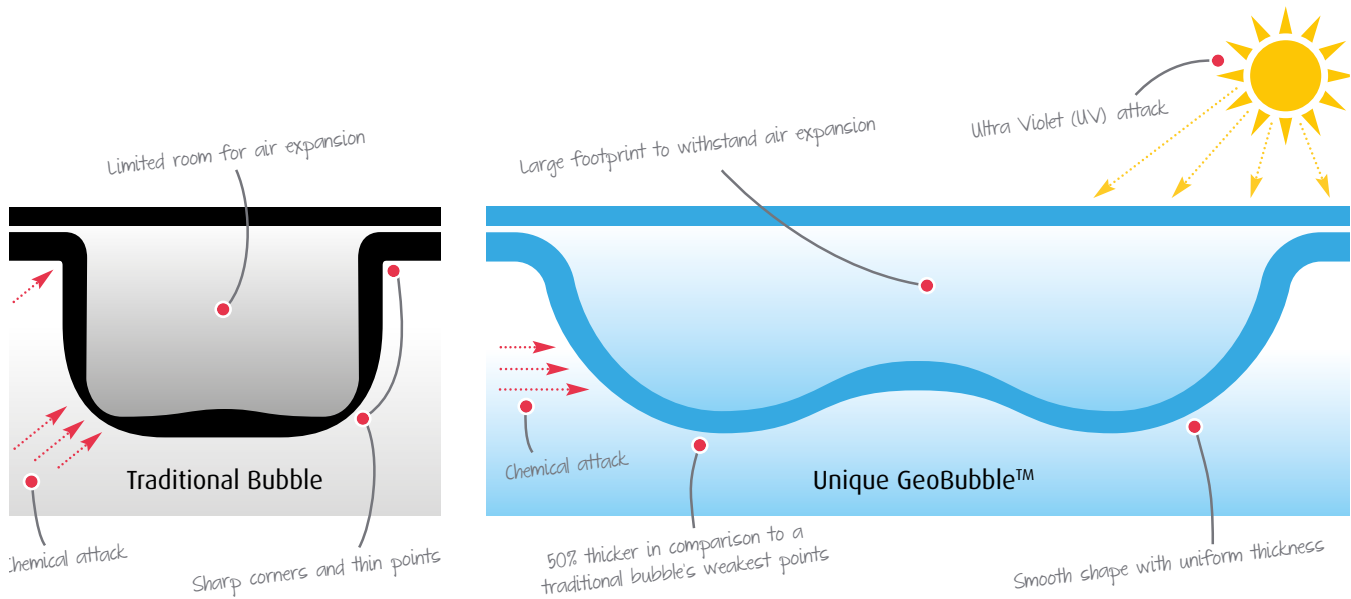
Steps and accessories

bubble models



	Code	Standard Pack	Standard weight in kg	Standard volume in m ³
Straight stairs fixed price	06215	-	-	-
Roman stairs fixed price	06217	-	-	-
Other stairs fixed price	06218	-	-	-
Special cut pieces for stairs	03976	-	-	-
Additional nickel-plated brass eyelet	04001	-	-	-

Premium thermal covers for summer




GeoBubble 500 µm model

Dark blue/Gold



Accessories appear on page 537 of the catalogue

	Code	Standard Pack	Standard weight in kg	Standard volume in m ³
Pool type: Standard shape				
Without border	075549	-	-	-
Duo	075552	-	-	-
Luxe	075555	-	-	-
Pool type: Non-Standard shape				
Without border	075550	-	-	-
Duo	075553	-	-	-
Luxe	075556	-	-	-
Pool type: Freeform				
Without border	075551	-	-	-
Duo	075554	-	-	-
Luxe	075557	-	-	-




GeoBubble 500 µm model

Sun+Guard



	Code	Standard Pack	Standard weight in kg	Standard volume in m ³
Pool type: Standard shape				
Without border	075558	-	-	-
Duo	075561	-	-	-
Luxe	075536	-	-	-
Pool type: Non-Standard shape				
Without border	075559	-	-	-
Duo	075562	-	-	-
Luxe	075537	-	-	-
Pool type: Freeform				
Without border	075560	-	-	-
Duo	075563	-	-	-
Luxe	075538	-	-	-

Premium thermal covers for summer



GeoBubble 500 µm model

RaeGuard™




High-performance, RaeGuard™ is specifically designed to maximize heat retention through its tailored reflective properties.



Accessories appear on page 537 of the catalogue

	Code	Standard Pack	Standard weight in kg	Standard volume in m ³
Pool type: Standard shape				
Without border	075328	-	-	-
Duo	075326	-	-	-
Luxe	075327	-	-	-
Pool type: Non-Standard shape				
Without border	075325	-	-	-
Duo	075323	-	-	-
Luxe	075324	-	-	-
Pool type: Freeform				
Without border	075322	-	-	-
Duo	075320	-	-	-
Luxe	075321	-	-	-

Premium thermal covers for summer



GeoBubble 500 µm model

EnergyGuard

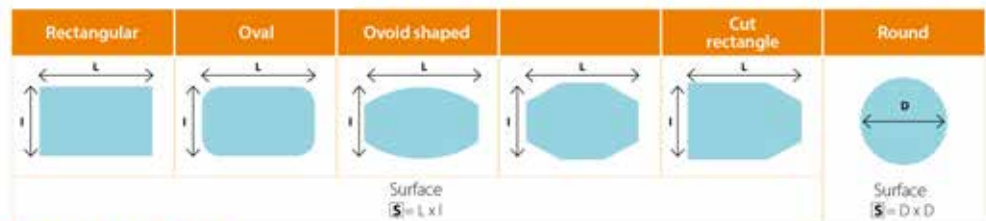


	Code	Standard Pack	Standard weight in kg	Standard volume in m ³
Pool type: Standard shape				
Without border	075564	-	-	-
Duo	075567	-	-	-
Luxe	075570	-	-	-
Pool type: Non-Standard shape				
Without border	075565	-	-	-
Duo	075568	-	-	-
Luxe	075571	-	-	-
Pool type: Freeform				
Without border	075566	-	-	-
Duo	075569	-	-	-
Luxe	075572	-	-	-

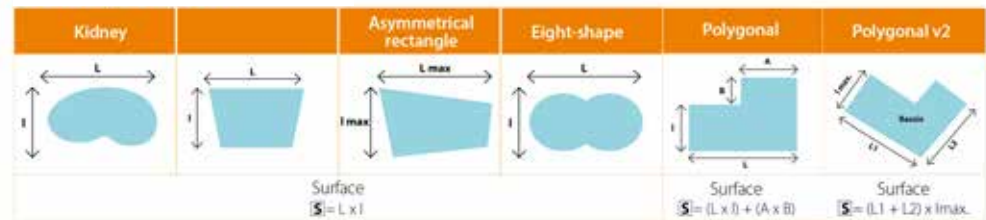


Accessories appear on page 537 of the catalogue

Standard shapes



Non-Standard shapes



Freeforms

- Any non-standard shape requiring a template for manufacture will be considered free-form.
- Describes the basin shape in a rectangle; L is length and I is height.
- Surface area: $S = L \times I$
- Shapes must be measured correctly for adaption to established templates. If the basin is free-form and standard templates cannot be used, an additional amount will be applied.
- Templates must be checked in-factory and with the lines perfectly visible in order to prevent against misinterpretations.

Price calculation

B x Price / m ²
+ Ladder
+ Cut-out
+ Transport
= Total PRICE

Ladders for GeoBubble

500 µm models



When ordering, insert at the end of the code :

BO (Bleue) / EG (EnergyGuard) / SG (Sol+Guard) / RG (RaeGuard)

	Code	Standard Pack	Standard weight in kg	Standard volume in m ³
Straight stairs	079833	-	-	-
Roman stairs	079834	-	-	-
Other stairs	079835	-	-	-
Cut for ladder	079802	-	-	-

Foam covers

6 mm foam model



FOAM

DESCRIPTION

- **Composition:** Material based on cross-linked polyethylene foam.
- **Joint:** Thermal welding with double-sided polyethylene tape.
- **Edges:** Sewn PVC trim.
- **DUO model:** Trimmed on both width sides
- **Luxe model:** Perimeter trim.
- **Fastening:** Eyelets at either end on primary width side.
Eyelets approx. every 65 cm on secondary width side.
- **Composition:** Nickel-plated brass eyelet.
- **Option:** Polyethylene foam floating reinforcement on width side.
- **Packaging:** Supplied rolled up with a protective cover.
- **Thickness:** 6 mm.

Classification: Covers are classified as standard, non-standard or free-form, based on the different shapes defined in the catalogue.

Eco models are trimmed on both width sides.

Deluxe models have a perimeter trim.

Model	Pool Type	Code	Standard Pack	Standard weight in kg	Standard volume in m ³
DUO Model	Standard	074995	-	-	-
DUO Model	Non-standard	075000	-	-	-
DUO Model	Freeform	075002	-	-	-
Luxe Model	Standard	075009	-	-	-
Luxe Model	Non-standard	075010	-	-	-
Luxe Model	Freeform	075012	-	-	-

Steps and various foam models

Attention: Unless specified in the order, the stair cover is supplied welded to the pool cover, applying the corresponding surcharge.

	Code	Standard Pack	Standard weight in kg	Standard volume in m ³
Straight stairs fixed price	079820	-	-	-
Roman stairs fixed price	079821	-	-	-
Other stairs fixed price	079822	-	-	-
Special cut pieces for stairs	079801	-	-	-
Additional inox -plated brass eyelet	079911	-	-	-
Additional plastic-plated brass eyelet	079912	-	-	-

Rollers

Central pipe in anodized aluminium

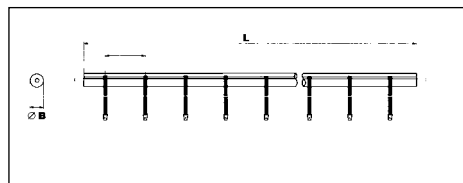


Covers max. length:
15 m

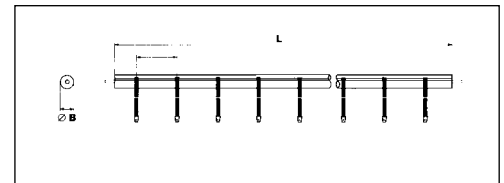
Other lengths, available on
request

	Code	Standard Pack	Standard weight in kg	Standard volume in m ³
Ø 100 mm				
Fixed pipe, length 4.5 m	07622	1	12.0	0.059
Fixed pipe, length 5.5 m	07623	1	14.3	0.071
Fixed pipe, length 6.6 m (2 rubber bands included)	07624	1	17.4	0.084
Telescopic pipe, length 4 - 5.5 m	07625	1	12.8	0.054
Telescopic pipe, length 5 - 6.6 m	07626	1	15.5	0.067
Ø 80 mm				
Telescopic pipe, length 4 - 5.5 m	24762	1	10.3	0.035
Telescopic pipe, length 5 - 6.6 m	30806	1	12.3	0.043

Fixed pipe



Telescopic pipe



TECHNICAL FEATURES

Pipe code	L (m)	Ø B (mm)	N. straps
07622	4.5	100	8
07623	5.5	100	8
07624	6.6	100	10

TECHNICAL FEATURES

Pipe code	L (m)	Ø B (mm)	N. straps
07625	4.0 - 5.5	95/100	8
07626	5.0 - 6.6	95/100	8
24762	4.0 - 5.5	75/80	8
30806	5.0 - 6.6	75/80	8

Stainless Steel mobile support



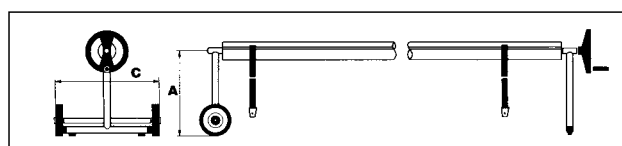
Covers max. length:
15 m

Tube shown in the
photo not included in supply

DESCRIPTION

A set of 2 supports, one "T" end fixed support and the other end support with wheels. Includes 8 straps to tie the cover.

	Code	Standard Pack	Standard weight in kg	Standard volume in m ³
Supports in AISI-304	07628	1	7.2	0.035



TECHNICAL FEATURES

Code	A (mm)	C (mm)
07628	500	650

Rollers



Tube shown in the photo not included in supply

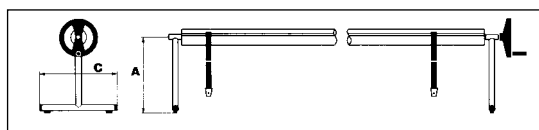
Stainless Steel fixed end brackets



DESCRIPTION

Set of 2 brackets in "T" shape in AISI-304. Includes steering wheel operation with 8 straps for fixing the cover.

	Code	Standard Pack	Standard weight in kg	Standard volume in m ³
A set of 2 "T" brackets	07631	1	4.8	0.035



TECHNICAL FEATURES

Code	A (mm)	C (mm)
07631	500	514



Tube shown in the photo not included in supply

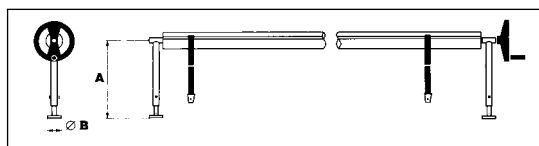
Fixed support for roller



DESCRIPTION

Two flange fixing supports with adjustable height from 500-800 mm in AISI-304. Fixed to the floor with flanges. Includes 8 straps for fixing the cover.

	Code	Standard Pack	Standard weight in kg	Standard volume in m ³
A set of 2 "T" brackets	07631	1	4.8	0.035
Supports in AISI-304	07629	1	7.2	0.029



TECHNICAL FEATURES

Code	A (mm)	B (mm)
07629	500 to 800	100



Tube shown in the photo not included in supply

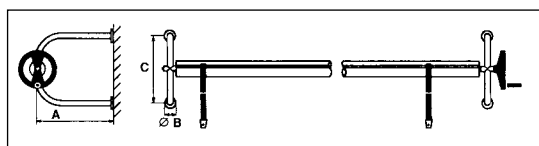
Wall support for roller



DESCRIPTION

Pair of wall fixing supports. In S.S. AISI-304. Includes 8 straps for fixing the cover.

	Code	Standard Pack	Standard weight in kg	Standard volume in m ³
Supports in AISI-304	07630	1	6.6	0.087



TECHNICAL FEATURES

Code	A (mm)	B (mm)	C (mm)
07630	500	100	500

Rollers

Roller supports for larger pools

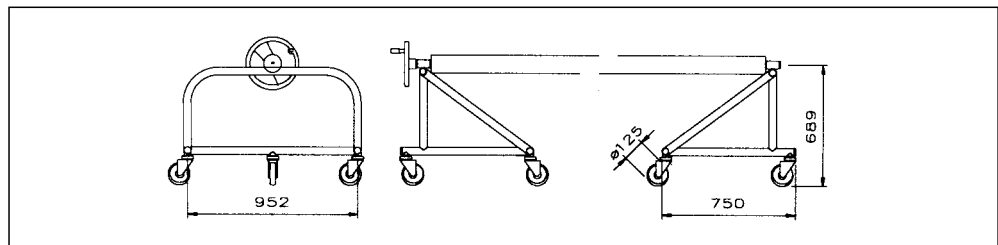


Tube shown in the photo not included in supply

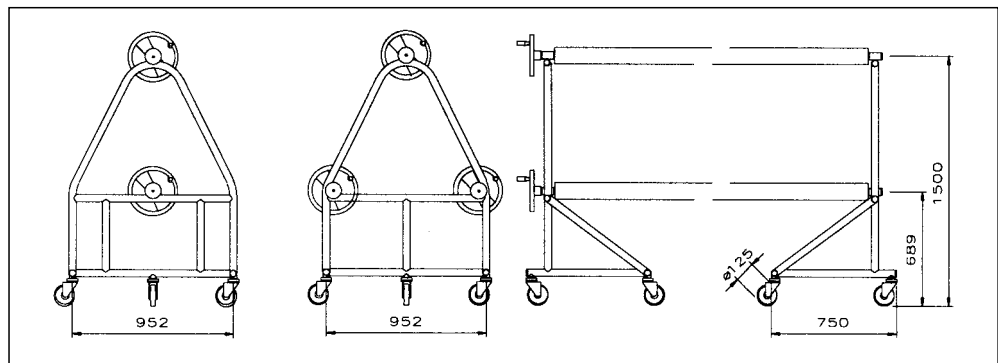
DESCRIPTION

Suitable for fixed roller pipes 07622, 07623 and 07624 or telescopic pipes 07625 and 07626, with 1, 2 or 3 rollers and steering wheels and rotating bar wheel for handling covers. Contains of 2 Stainless Steel AISI-304 structures with wheels (1 set with brakes) to move the roller. Includes 8 straps per roller.

	Code	Standard Pack	Standard weight in kg	Standard volume in m ³
2 mobile supports with 1 roller pipe	15836	1	36.4	0.937
2 mobile supports with 2 roller pipes	15835	1	27.4	1.46
2 mobile supports with 3 roller pipes	15834	1	28.4	1.46



Mobile supports with 1 pipe. - Dimensions in mm.



Mobile supports with 2 and 3 roller pipes. - Dimensions in mm.

Rollers



Tube shown in the photo not included in supply

Borna municipal model



DESCRIPTION

It is intended to be installed in municipal indoor or outdoor pools of 12.5 x 25 meters maximum. It can be used for bubble or reinforced polyethylene foam covers. The distance between the roller shaft and the pool edges must be reduced as much as possible to prevent abnormal wear and tear due to the friction on the coping.

Technical features:

- 250 Nm 24V motor.
- 300 mm stainless steel shaft.
- Thermoplastic bushing with stainless steel bearing.
- Stand with a protective layer in thermoformed ABS.
- Remote control + Key.

	Code	Standard Pack	Standard weight in kg	Standard volume in m ³
Mechanical kit up to 12.5 m (max. 12.5 x 25 m)	38734	-	-	-



Double municipal model



DESCRIPTION

Makes it possible to cover municipal pools up to 15 x 25 m with bubble or polyethylene foam covers. 6.03 x 25 m.



Technical features:

- 2 x 120 Nm 24V tubular motors.
- 2 aluminium shafts.
- 6 wheels.
- Remote control + Key.

	Code	Standard Pack	Standard weight in kg	Standard volume in m ³
Width ≤6.03m Length ≤ 25m	41441	-	-	-
Width ≤8.03m Length ≤ 25m	41442	-	-	-

Comparative Table

MODELS COMPARISON
Opaque covers

	Intersup Deluxe	Intersup Eco
		
Maximum dimensions (m) complies with NF P90-308 standard	12 x 6	
Maximum dimensions (m) Out of compliance with norm NF P90-308	14 x 7	
Standard overlap size	35cm all around the perimeter	
Composition	580 g/m ² double-sided coated PVC fabric	580g/m ² double-sided coated PVC fabric
Colours	6	
Fixing	3 versions that comply with the NF P90-308 standard : -Version B -Version T -Version D 1 version out of compliance with norm NF P90-308 : -Version G	4 versions that comply with the NF P90-308 standard : -Version B -Version T -Version D -Version SPPE 1 version out of compliance with norm NF P90-308 : -Version G
Cover shape = Pool shape	✓	
Finishes	Peripheral strap and triangular reinforcements at the corners	Perimeters fold joined by high frequency weld.
Warranty (Manufacturing defect)	3 years	

PVC Covers



Intersup Eco covers



NF P90-308 compliant				Non - compliant with the NF P90-308 norm
Version T	Version B	Version D	Version SPPE	Version G
60 cm Cabiclic rubber tensor + S.S. Spike	For wooden swimming pool deck 60 cm Cabiclic rubber tensor + Spike for wood	60 cm Cabiclic rubber tensor + Retractable spike	60 cm SPPE Cabiclic rubber tensor + Retractable spike	For lawn 60 cm Cabiclic rubber tensor + S.S. Spike for lawn
	PB	PD	PS	PG

5 fixations version available. Add the 2 letters for the chosen version at the end of the code.
For example, Intersup Eco Fixations for wodden pool deck (version B) in Grey/Grey: Code 074691PB

	Code	Standard Pack	Standard weight in kg	Standard volume in m ³
Pool type: Standard shape				
Medium grey/Medium grey	075800	-	-	-
Grey/Grey	074691	-	-	-
Beige/Beige	074694	-	-	-
Almond/Beige	074698	-	-	-
Green/Beige	074697	-	-	-
Blue/Beige	074695	-	-	-
Pool type: Non-Standard shape				
Medium grey/Medium grey	075801	-	-	-
Grey/Grey	074660	-	-	-
Beige/Beige	074701	-	-	-
Almond/Beige	074703	-	-	-
Green/Beige	074702	-	-	-
Blue/Beige	074700	-	-	-
Pool type: Freeform				
Medium grey/Medium grey	075802	-	-	-
Grey/Grey	074661	-	-	-
Beige/Beige	074725	-	-	-
Almond/Beige	074704	-	-	-
Green/Beige	074706	-	-	-
Blue/Beige	074705	-	-	-

PVC Covers

Intersup Deluxe covers



NF P90-308 compliant			Non - compliant with the NF P90-308 norm
Version T	Version B	Version D	Version G
			
Dynamometric spring + S.S. Spike	For wooden swimming pool deck Dynamometric spring + Spike for wood	Dynamometric spring + Retractable spike	For lawn Dynamometric spring + S.S. Spike for lawn
	PB	PD	PG

4 fixations version available. Add the 2 letters for the chosen version at the end of the code.

For example, Intersup Deluxe Fixations for wooden pool deck (version B) in Grey/Grey: Code 074662PB

	Code	Standard Pack	Standard weight in kg	Standard volume in m ³
Pool type: Standard shape				
Medium grey/Medium grey	075803	-	-	-
Grey/Grey	074662	-	-	-
Beige/Beige	074726	-	-	-
Almond/Beige	074711	-	-	-
Green/Beige	074710	-	-	-
Blue/Beige	074709	-	-	-
Pool type: Non-Standard shape				
Medium grey/Medium grey	075804	-	-	-
Grey/Grey	074663	-	-	-
Beige/Beige	074727	-	-	-
Almond/Beige	074714	-	-	-
Green/Beige	074713	-	-	-
Blue/Beige	074707	-	-	-
Pool type: Freeform				
Medium grey/Medium grey	075805	-	-	-
Grey/Grey	074664	-	-	-
Beige/Beige	074728	-	-	-
Almond/Beige	074712	-	-	-
Green/Beige	074715	-	-	-
Blue/Beige	074708	-	-	-

*Almond/Beige freeform not available for version B and G

Steps and others for Intersup models

	Code	Standard Pack	Standard weight in kg	Standard volume in m ³
Straight stairs fixed price	05755	-	-	-
Roman stairs fixed price	05756	-	-	-
Other stairs fixed price	06219	-	-	-
Special cut pieces for stairs	03869	-	-	-
Additional nickel-plated brass eyelet	04001	-	-	-

Bar covers range

- Safety cover to prevent children under 5 from getting into the pool.
- Compliant with standard NFP 90-308.
- For in-ground pool max. 11 x 5 metres (+ ladder).
- Allow at least 30 cm on each side of the pool (e.g., pool of 10 x 5 metres, cover of 10.60 x 5.60 m).
- Can be used all year round as it protects the pool from dirt in summer and winter and diminishes the proliferation of bacteria and algae.



Tramuntana cover



DESCRIPTION

- **Composition:** 580 g/m² PVC cloth reinforced with aluminium rods approx. every 1.50 m.
- **Joint:** High frequency weld.
- **Edges:** 6 cm double-edge welded along the whole length with anti-lift tapes inside.
- **Reinforcements:** Anti-abrasion PVC slides in each rod at the level of the coping.
- **Fastenings:** Tapes and stainless steel hooks. Cylindrical stainless steel/aluminium stakes.
- **Drainage:** Holes for draining rainwater across the whole width of each rod.
- **Rolling:** 1 or 2 cranks, depending on cover size.
- **Packaging:** Cardboard and instruction handbook.

	Code	Standard Pack	Standard weight in kg	Standard volume in m ³
Blue/Beige	40939	-	-	-
Green/Beige	40940	-	-	-
Almond/Beige	40941	-	-	-
Beige/Beige	40942	-	-	-
Medium grey / beige	099025	-	-	-

Reduction gear crank system



DESCRIPTION


A handle is used for pools smaller than 9 m and two handles for pools bigger than 9 m. The handle fits into one of the rods and will allow the cover to be rolled.

	Code	Standard Pack	Standard weight in kg	Standard volume in m ³
Demultiplication handle	41223	-	-	-

Steps for Tramuntana cover



	Code	Standard Pack	Standard weight in kg	Standard volume in m ³
Fixed price straight steps	40947	-	-	-
Trim for steps	40948	-	-	-
Profile for wide steps	42411	-	-	-



Pool covers accessories

Accessories



S.S. Spike - 03994



S.S. Spike for lawn - 05732



		Code	Standard Pack	Standard weight in kg	Standard volume in m ³
S.S. Spike	Per unit	03994	-	-	-
S.S. Spike for lawn	Per unit	05732	-	-	-
Retractable cylindrical spike	Per unit	40950	-	-	-
Retractable anchoring, with spring	Per unit	03995	-	-	-
Dynamometric spring	Per unit	03996	-	-	-
1.50 m black strap for roller	Per unit	25980	-	-	-
8 mm rubber tensor	m ²	03998	-	-	-
8 mm x 60 cm Cabiclic rubber tensor	Per unit	03999	-	-	-
Ø 10 x 80 mm rust-proof sheath	Per unit	05736	-	-	-
Complete 2 piece hole cover	Per unit	05734	-	-	-
Fixkit clip with rubber tensor	Per unit	09439	-	-	-



Retractable spike
40950



Concealable anchoring, with
spring - 03995



Roller 1.50 m black strap
25980



8 mm rubber tensor
03998



60 cm Cabiclic rubber tensor
03999



Dynamometric spring
03996



25 cm Cabiclic rubber tensor
05736



Rubber tensor with hooks
05734



Fixkit clip with rubber tensor
09439



PVC
FITTINGS

PVC FITTINGS



- | | | | |
|-----|--|-----|---------------------------------------|
| 541 | Fitt B-Active and Fitt Idroflex | 547 | Filter ring manifolds for ¾" laterals |
| 542 | Pressure fluid handling PVC PN-16 fittings | 548 | Filter ring manifolds for 1" laterals |
| 544 | Pressure PVC valves | 549 | Diffuser filter |
| 545 | Pressure fluid handling PVC accessories | 549 | Collectors for valve manifolds |

fitt b-active:
resistente,
flexible,
seguro

FITT B-Active Flex: la nueva tecnología **EVO TECH** hace que la manguera flexible sea 6 veces más resistente que las otras mangueras al fenómeno de las grietas, según la norma EN ISO 3994, y la protege manteniendo inalteradas las características de elevada flexibilidad y estrecho radio de curvado.

FITT B-Active Rigid: la tecnología **SHOCK WAVE** hace que el tubo rígido sea 40 veces más resistente a los golpes respecto al mínimo prescrito por la norma EN ISO 1452, ideal para la instalación incluso con las temperaturas más bajas.

Las mangueras y los tubos **FITT B-Active Flex & Rigid** se pueden integrar perfectamente en cualquier proyecto asegurando la máxima seguridad, resistencia y duración.

bactive.fitt.com
FITT.com




*FITT ofrece una garantía de 10 años y una cobertura de seguro decenal específica.



FITT B-Active Flex



FITT B-Active Rigid



**EVO
TECH**

Aún más resistente
a las grietas



Estructura especial
de 3 capas de PVC-A

fitt®

Fitt B-active RIGID



Conforms to the EN ISO 3994:2014 standard
TUV approval no. B 17 04 55285 007

DESCRIPTION

- Mechanical and chemical performance tests were run both internally and with the collaboration of Padua University/DTG Laboratory. Test certified by TÜV (test record no. MEC16173.00).
- Complies with European Directive (EU) 10/2011 for A-B-C simulants
- Operating temperature -10°C/+60°C.
- Formula with phthalate content ≤ 0.1 %.

Tolerances comply with standard UNI EN ISO 1307: 2008. Thermoplastic products subject to deformation due to outdoor ambient temperature and retraction; longitude tolerance is ± 5%.

TECHNICAL FEATURES

Product	External Ø (mm)	Pressure (bar)	Pressure distribution (bar)	Drainage (m H ₂ O)	Bend radius (mm)	Ring stiffness (kN/m ²)
FITT B-ACTIVE Ø50	50	6	18	9	125	34
FITT B-ACTIVE Ø63	63	4	12	9	165	22

LOGISTICAL FEATURES

Code	Product	External Ø (mm)	Roll length (m)	Weight (kg/roll)	Quantity (roll/pal)	Pallet dimensions (mm)
69860	FITT B-ACTIVE RIGID Ø50 25m	50	25	19	12	800x1600xH1240
69861	FITT B-ACTIVE RIGID Ø50 50m	50	50	37,5	8	800x1600xH1360
69862	FITT B-ACTIVE RIGID Ø63 25m	63	25	24,5	6	1200x1000xH1280
73443	FITT B-ACTIVE RIGID Ø63 L4 PN16	-	-	-	-	-
73444	FITT B-ACTIVE RIGID Ø63 L2 PN16	-	-	-	-	-
73445	FITT B-ACTIVE RIGID Ø50 L2 PN10	-	-	-	-	-
73446	FITT B-ACTIVE RIGID Ø50 L4 PN10	-	-	-	-	-
73447	FITT B-ACTIVE RIGID Ø50 L1,2 PN16	-	-	-	-	-
73448	FITT B-ACTIVE RIGID Ø50 L2 PN16	-	-	-	-	-
73449	FITT B-ACTIVE RIGID Ø50 L4 PN166	-	-	-	-	-
73450	FITT B-ACTIVE RIGID Ø63 L2 PN10	-	-	-	-	-
73451	FITT B-ACTIVE RIGID Ø63 L4 PN10	-	-	-	-	-
73452	FITT B-ACTIVE RIGID Ø63 L1,2 PN16	-	-	-	-	-



Fitt Idroflex



Conforms to the EN ISO 3994:2014 standard
TUV approval no. B 17 04 55285 007

LOGISTICAL FEATURES

Code	Product	External Ø (mm)	Operating pressure (bar)	Drainage (m H ₂ O)	Roll length (m)	Weight (kg/roll)	Quantity (roll/pal)	Pallet dimensions (mm)
69852	FITT IDROFLEX Ø25 50m	25	7	7	50	12,5	12	800x1200xH1200
69853	FITT IDROFLEX Ø32 50m	32	7	7	50	21,0	16	1200x1200xH1200
69855	FITT IDROFLEX Ø40 25m	40	5	7	25	15,5	16	1200x1200xH1200
69854	FITT IDROFLEX Ø40 50m	40	5	7	50	30,5	5	800x1200xH1200
69857	FITT IDROFLEX Ø50 25m	50	5	7	25	16	12	800x1600xH1240
69856	FITT IDROFLEX Ø50 50m	50	5	7	25	31,5	8	800x1600xH1360
69858	FITT IDROFLEX Ø63 25m	63	4	7	25	23	6	1200x1000xH1280
69859	FITT IDROFLEX Ø75 25m	75	2,5	6	25	37	3	1200x1200xH1200
69963	FITT IDROFLEX Ø75 25m	32	7	7	25	7	12	1200x800xH1360
69966	FITT IDROFLEX Ø75 25m	20	7	7	25	4	48	1200x800xH1360



PVC 90° elbow

Solvent socket



	Code	Standard Pack	Standard weight in kg	Standard volume in m ³
Ø 50 mm	32588	70	8.67	0.0408
Ø 63 mm	32589	36	7.86	0.0408
Ø 75 mm	01718	21	8.6	0.0408
Ø 90 mm	01719	12	8.7	0.0408
Ø 110 mm	01720	14	17.8	0.082



PVC 45° elbow

Solvent socket



	Code	Standard Pack	Standard weight in kg	Standard volume in m ³
Ø 50 mm	32590	40	3.72	0.0204
Ø 63 mm	32591	20	3.56	0.0204
Ø 75 mm	01752	25	8.2	0.0408
Ø 90 mm	01753	15	8.3	0.0408
Ø 110 mm	01754	16	13.8	0.082



PVC-Tee 90°

Solvent socket



	Code	Standard Pack	Standard weight in kg	Standard volume in m ³
Ø 50 mm	32592	48	8.95	0.0408
Ø 63 mm	32593	30	9.73	0.0408
Ø 75 mm	01786	15	8.4	0.0408
Ø 90 mm	01787	8	7.4	0.0408
Ø 110 mm	01788	10	16.4	0.082



PVC union

Solvent socket



	Code	Standard Pack	Standard weight in kg	Standard volume in m ³
Ø 50 mm	32594	60	4.48	0.0204
Ø 63 mm	32595	35	3.98	0.0204
Ø 75 mm	01878	14	3.5	0.02
Ø 90 mm	01879	18	7.6	0.0408
Ø 110 mm	01880	12	8.5	0.0408

PVC reducing bush

Solvent socket




	Code	Standard Pack	Standard weight in kg	Standard volume in m ³
Ø 63 mm x 50 mm	32596	48	3.08	0.0102
Ø 75 mm x 63 mm	01928	28	2.2	0.01
Ø 75 mm x 50 mm	18685	28	3.3	0.01
Ø 90 mm x 75 mm	01929	36	5.1	0.02
Ø 90 mm x 63 mm	18687	36	6	0.02
Ø 90 mm x 50 mm	18688	36	6.4	0.02
Ø 110 mm x 90 mm	01930	16	4.3	0.02
Ø 110 mm x 75 mm	18689	16	5.1	0.02
Ø 110 mm x 63 mm	18690	16	5	0.02

PVC adaptor nipple

Solvent socket & BSP male thread




	Code	Standard Pack	Standard weight in kg	Standard volume in m ³
Ø 50 mm x 40 mm x 1½"	32597	24	2.48	0.0102
Ø 63 mm x 50 mm x 2"	32598	38	5.84	0.0204
Ø 75 mm x 63 mm x 2½"	02091	24	4.7	0.02
Ø 90 mm x 75 mm x 3"	02094	12	3.6	0.02
Ø 110 mm x 90 mm x 4"	02097	6	3.8	0.02

PVC adaptor bush

Female solvent socket & BSP male thread




	Code	Standard Pack	Standard weight in kg	Standard volume in m ³
Ø 50 mm x 1½"	32599	48	3.27	0.0102
Ø 63 mm x 2"	32600	50	5.60	0.0204
Ø 75 mm x 2½"	02108	24	6.1	0.02
Ø 90 mm x 3"	02109	28	11.7	0.0408
Ø 110 mm x 4"	02110	10	6.3	0.0408

PVC 3 piece union

Solvent socket




	Code	Standard Pack	Standard weight in kg	Standard volume in m ³
Ø 50 mm	32601	30	5.80	0.0204
Ø 63 mm	32602	12	4.44	0.0204
Ø 75 mm	02333	16	8.7	0.0408
Ø 90 mm	02334	12	9.5	0.0408
Ø 110 mm	02335	5	7.6	0.0408

PVC 3 piece union

Female solvent socket & BSP male thread




	Code	Standard Pack	Standard weight in kg	Standard volume in m ³
Ø 50 mm x 1½"	32603	30	6.70	0.0204
Ø 63 mm x 2"	32604	12	5.24	0.0204
Ø 50 x 1½" (with o-ring)	07716	30	6.9	0.02
Ø 63 x 2" (with o-ring)	07717	12	4.9	0.02

PRESSURE PVC VALVES

PVC ball valve PN-12 (eQUA PN12)


DESCRIPTION

HDPE (polythene) ball seat. EPDM O-rings. "Antiblock" system.

	Code	Standard Pack	Standard weight in kg	Standard volume in m ³
Ø 50 mm	41941	10	7.61	0.0204
Ø 63 mm	41942	10	11.80	0.0408

PVC ball valve (STD PN16)


DESCRIPTION

HDPE (polythene) ball seat. EPDM O-rings. "Antiblock" system.

	Code	Standard Pack	Standard weight in kg	Standard volume in m ³
Ø 50 mm	36505	10	7.40	0.0204
Ø 63 mm	36506	10	12.70	0.0408
Ø 75 mm	36507	4	9.2	0.0408
Ø 90 mm	36508	2	7.2	0.0408
Ø 110 mm	36509	1	8.2	0.0408

PVC spring check valve


DESCRIPTION

Spring in stainless steel. EPDM O-rings. Vertical or horizontal installation.

	Code	Standard Pack	Standard weight in kg	Standard volume in m ³
Ø 50 mm	09015	12	7.80	0.0204
Ø 63 mm	09016	10	11.70	0.0408
Ø 75 mm	09017	4	8.5	0.0408
Ø 90 mm	09018	2	7.1	0.0408
Ø 110 mm (DN80)	09019	2	7.6	0.0408

PRESSURE PVC VALVES

3-way rotary disc valve



Manual valves



Automatic valves

DESCRIPTION

3-way rotary disc valve in PVC-U with rotary flap to shut off one port. Can be used in circuits where the working pressure is not above 6 bar (90 psi); includes a lever that shows the closed port.

Sizes: Ø 50-63 mm and Ø 63-75 mm. Available in manual (lever) or automatic (electric actuator) mode. Designed for use in pools and spas. The manual valve can have 2 open ports and 1 shut off, 3 open ports or a partial adjustable opening, whilst the electric actuator can be turned from 90° to 180° and has a 220 VAC or 24 VAC connection.

	Code	Standard Pack	Standard weight in kg	Standard volume in m ³
3-way rotary disc valve solvent socket				
Manual Ø 63-75 mm	41862	4	4.04	0.041
Manual Ø 50-63 mm	15765	8	5.2	0.041
Automatic Ø 50-63 mm. 220 VAC (180°)	41863	1	1.4	0.041
Automatic Ø 63-75 mm. 220 VAC (180°)	59959	1	1.85	0.041
Automatic Ø 50-63 mm. 24 VAC (180°)	45866	1	1.4	0.041
Automatic Ø 63-75 mm. 24 VAC (180°)	59960	1	1.85	0.041
Automatic Ø 63-75 mm. 220 VAC (90°)	41864	1	1.85	0.041
Automatic Ø 63-75 mm. 24 VAC (90°)	43730	1	1.85	0.041

* Ask Cepex Catalogue for automatic ball valves codes

PRESSURE FLUID HANDLING PVC ACCESSORIES

PVC pipe PN-10



	Code	Standard Pack	Standard weight in kg	Standard volume in m ³
Ø 40 mm	02708	5 m	-	-
Ø 50 mm	02709	5 m	45.0	1.14
Ø 63 mm	02710	6 m	72.0	1.40
Ø 75 mm	02711	6 m	-	-
Ø 90 mm	02712	6 m	-	-
Ø 110 mm	02713	6 m	-	-
Ø 125 mm	02714	6 m	-	-
Ø 140 mm	02715	6 m	-	-
Ø 160 mm	02716	6 m	-	-
Ø 180 mm	02717	6 m	-	-
Ø 200 mm	02718	6 m	-	-
Ø 250 mm	02719	6 m	-	-
Ø 315 mm	02720	6 m	-	-



Semi-rigid hose

DESCRIPTION

Made of PVC to glue to pressure fittings using PVC adhesive grey colour.

	Code	Standard Pack	Standard weight in kg	Standard volume in m ³
Ø 16 mm	34587	25 m	3.2	0.030
Ø 16 mm	34586	50 m	6.2	0.040
Ø 20 mm	30754	25 m	4.0	0.040
Ø 20 mm	28570	50 m	9.1	0.060
Ø 25 mm	30755	25 m	6.0	0.050
Ø 25 mm	28571	50 m	11.0	0.042
Ø 32 mm	30756	25 m	9.6	0.070
Ø 32 mm	28572	50 m	16.7	0.065
Ø 40 mm	30757	25 m	12.3	0.110
Ø 40 mm	28573	50 m	23.0	0.109
Ø 50 mm	30758	25 m	18.4	0.150
Ø 50 mm	28574	50 m	37.0	0.178
Ø 63 mm	28575	25 m	49.5	1.140
Ø 75 mm	34588	25 m	33.3	0.300

PVC Solvent



	Code	Standard Pack	Standard weight in kg	Standard volume in m ³
0.125 l	54740	28	4.7	0.026
0.5 l	02432	15	8.1	0.026
1 l	02431	12	11.0	0.036

PVC Glue



	Code	Standard Pack	Standard weight in kg	Standard volume in m ³
0,25 l	02429	30	10.0	0.024
0,50 l	02427	15	8.0	0.026
1 l	02426	12	13.0	0.036
0.50 l with paint brush	09043	-	-	-
1 l with paint brush	09044	-	-	-

PVC Cleaner

DESCRIPTION

Liquid cleaner specially adequate for cleaning and degreasing pipes, coupling sockets and other PVC rigid fittings before gluing them together, and for removing excess glue.



	Code	Standard Pack	Standard weight in kg	Standard volume in m ³
Cleaner 500 ml	57685	-	-	-
Cleaner 1000 ml	57687	-	-	-



Blue Adhesive

extra quick drying for flexible and rigid PVC pipes



DESCRIPTION

For large diameter pressure pipes. Slow setting time, allowing correct positioning of the fittings and perfect cementation.

Supplied with brush.

	Code	Standard Pack	Standard weight in kg	Standard volume in m ³
250 ml	56217	36	11.18	0.02
500 ml	56218	24	13.50	0.02
1000 ml	56221	12	12.90	0.02



Blue Adhesive

extra quick drying for flexible and rigid PVC pipes



DESCRIPTION

Special for pools. For use in pool installations. Its high Gel composition and covering capacity gives perfect cementation. Supplied with brush.

	Code	Standard Pack	Standard weight in kg	Standard volume in m ³
250 ml	57680	36	11.20	0.02
500 ml	57682	24	13.50	0.02
1000 ml	57683	12	12.90	0.02

FILTER RING MANIFOLDS FOR 3/4" LATERALS

8 lateral ring manifold



DESCRIPTION

Made of PVC, inner Ø 50 mm. For 3/4" collector arms.

	Code	Standard Pack	Standard weight in kg	Standard volume in m ³
	00624	12	4.0	0.017

12 lateral ring manifold



DESCRIPTION

Made of PVC, inner Ø 63 mm. For 3/4" collector arms.

	Code	Standard Pack	Standard weight in kg	Standard volume in m ³
	00625	6	3.0	0.310

3/4" laterals



DESCRIPTION

0.3 mm slots.

	Code	Standard Pack	Standard weight in kg	Standard volume in m ³
Length 225 mm	00626	50	2.0	0.017
Length 160 mm	00627	50	2.0	0.017
Length 110 mm	00628	50	2.0	0.008
Length 100 mm (extensions)	00629	50	2.0	0.008

Bush coupling



DESCRIPTION

For laterals. In PVC.

	Code	Standard Pack	Standard weight in kg	Standard volume in m ³
Inside threading 3/4"	00630	50	2.0	0.003

8 lateral ring manifold



DESCRIPTION

Made of PVC, inner Ø 50 mm. For 1" collector arms.

	Code	Standard Pack	Standard weight in kg	Standard volume in m ³
	06433	12	4.0	0.017

12 lateral ring manifold

DESCRIPTION

Made of PVC, inner Ø 63 mm. For 1" collector arms.

	Code	Standard Pack	Standard weight in kg	Standard volume in m ³
	06434	6	3.0	0.310

1" laterals



DESCRIPTION

0.3 mm slots.

	Code	Standard Pack	Standard weight in kg	Standard volume in m ³
Length 225 mm	06435	50	2.0	0.017
Length 160 mm	06436	50	2.0	0.017
Length 110 mm	06437	50	2.0	0.008
Length 100 mm (extensions)	06438	50	2.0	0.008

Bush coupling



DESCRIPTION

For laterals. In PVC.

	Code	Standard Pack	Standard weight in kg	Standard volume in m ³
Inner threading 1"	06439	-	-	-

DIFFUSER FILTER

For Ø 50 mm pipe



	Code	Standard Pack	Standard weight in kg	Standard volume in m ³
	00645	6	1.0	0.009

For Ø 63 mm pipe

	Code	Standard Pack	Standard weight in kg	Standard volume in m ³
	00646	6	2.0	0.023

COLLECTORS FOR VALVE MANIFOLDS

Collector pipe for valve manifold



DESCRIPTION

Made of PVC. Inlet connections, inner Ø 50 mm and 63 mm. Outlet connections Ø 50 and 63 mm.

	Code	Standard Pack	Standard weight in kg	Standard volume in m ³
Connections Ø 50 mm	31877	1	-	-
Connections Ø 63 mm	34407	1	-	-



POOLS

PISCINE
LAGHETTO®

552 ABOVE GROUND POOLS - PLAYA

- 554 Playa MINIPOOL
- 555 Playa HEATING & BUBBLES
- 556 Playa LIVING
- 559 Playa accessories

**560 ABOVE GROUND POOLS - PLAYA
TWIN**

**562 ABOVE GROUND POOLS - DOLCE
VITA**

- 566 Dolcevita RATTAN
- 568 Dolcevita DIVA
- 570 Dolcevita DIVA LTI
- 572 Dolcevita NAKED
- 574 Dolcevita accessories

581 ABOVE GROUND POOLS - DIVINA

- 583 DIVINA INFINITY model
- 585 DIVINA model

587 ABOVE GROUND POOLS - POP!

- 593 POP! and CRYSTAL POP!
- 594 POP! accessories

**597 ABOVE GROUND POOLS -
CLASSIC**

ASTRAL POOL 

599 INOXPOOL

- 599 Inoxpool

ABOVE GROUND POOLS - PLAYA

PLAYA

PLAYA is an elegant mini-pool created from the great Italian design.

The gentle hydromassage, the heated water, the pleasantness of the hand woven fibers, invite you to relax in total wellness and allow you to enjoy it both indoors and outside the house. Playa Living is the evolution of Playa model with its soft cushions; it becomes a relaxing oasis, a real "lounge" that decorates the interior of the house or outdoor spaces.



ABOVE GROUND POOLS - PLAYA



Pool liner



LINER

High strength liner in durable polyester and polymer. White color.


STRUCTURE

Structure made of stainless steel (skimmer side) and zinc magnesium steel S250GD ZM310 powder coated (ZSMV-TEC).

AESTHETIC FINISHES

Wicker exterior panels on aluminum frame. Colors: Laghetto white or grey.

Playa skimmer



FILTRATION SYSTEM

Laghetto exclusive filtration system and water treatment.

Filtration system composed of:

One wall skimmer complete with pre-filter, 2 cartridge filters (1 spare part) and pump.

Included: suction plate and brush for bottom cleaning.

LED spotlight



LED SPOTLIGHT

Small, white, LED spotlight. High brightness spotlight.

Air massage



AIR MASSAGE

Air massage with bubbles.

Only for versions Playa HYDRO & HEATER and Playa Twin.

HEATING

Water heating.

Only for versions Playa HYDRO & HEATER and Playa Twin.

Sunbed



SUNBED (optional)

Nautical Sky fabric finish available in several colors.

Colors: natural, brown, grey, water.

Playa Living elements



PLAYA LIVING ELEMENTS

Playa Living elements with aluminium structure and wicker panels.

Available in several sizes and also with reclinable backrest. Matching cushions with nautical Sky fabric finish.



POOL WARRANTY: 5 YEARS

GARANZIA PISCINA: 5 ANNI
GARANTIE BASSIN: 5 ANS

ACCESSORIES WARRANTY: 2 YEARS

GARANZIA ACCESSORI: 2 ANNI
GARANTIE ACCESSOIRES: 2 ANS

Playa model MINIPOOL version




PLAYA




Playa cushion (optional):

Nautical Sky fabric finish available in several colors.



Filtration system composed of:

One wall skimmer complete with pre-filter, 2 cartridge filters (1 spare part), 120 W, 12 V, class 2, synchronous pump with permanent magnet, max. flow 5500 l/h, complete with transformer. Included: suction plate and brush for bottom cleaning.



Internal structure

Exterior panels:

Handwoven fiber.



Laghetto white - BI



grey - GR

Liner:



white - BI

LED spotlight: high brightness spotlight

Description	Total dimensions (W x L x H) cm	Water dimensions (W x L x H) cm	Water volume Litres	Packaging dimensions	Total gross weight Kg	N. pallets	Color panel model	Laghetto reference	Code
MiniPool Version. Playa 1 - 220 x 220. SINGLE CASE STRUCTURE - WHITE POOL LINER - 12 V FILTRATION SYSTEM WITH WALL SKIMMER - LED SPOT - WICKER PANELS	220x220x70	180x140x55	1200	80x230x h150	157	1	PLAYA1 WHITE	KITDVPLA1BIB1G	67339
							PLAYA1 GREY	KITDVPLA1BIGR1G	69349
MiniPool Version. Playa 2 - 320 x 220. SINGLE CASE STRUCTURE - WHITE POOL LINER - 12 V FILTRATION SYSTEM WITH WALL SKIMMER - LED SPOT - WICKER PANELS	220x320x70	180x240x55	2000	80x230x h170	183	1	PLAYA2 WHITE	KITDVPLA2BIB1G	67341
							PLAYA2 GREY	KITDVPLA2BIGR1G	69351

POOL WARRANTY: 5 YEARS. ACCESSORIES WARRANTY: 2 YEARS.

ABOVE GROUND POOLS - PLAYA

Playa model HEATING & BUBBLES version




PLAYA



Playa cushion (optional):

Nautical Sky fabric finish available in several colors.




Laghetto filtration system composed of:


Laghetto filtration system composed of:
 One wall skimmer complete with pre-filter and 2 cartridge filters (1 spare part).
 Included: suction plate and brush for bottom cleaning.
 Technical module self-extinguishing in ABS, including: 115 W, 230 V, induction circulation pump, max flow 7000 l/h, max prevalence 3 m.
 230 V, 2000 W IPX5 electrical heater.
 Heater max. power: + 15° C granted than the temperature of the version without heater (with isothermic cover installed).
 230 V, 700 W absorption, IPX5 class II, max flow 70 mc/h, max pressure 190 mbar, air blower. Class II, 230/12 V 10 VA, Led transformer.
 Control unit complete with keyboard and display (IPX5 protected) for heating, filtration cycles, blower and Led control.

Exterior panels:

Handwoven fiber.



Laghetto white - BI



grey - GR

Internal structure


Isothermic cover



Liner:



white - BI



LED spotlight: high brightness spotlight

Description	Total dimensions (W x L x H) cm	Water dimensions (W x L x H) cm	Water volume Litres	Packaging dimensions	Total gross weight Kg	N. pallets	Color panel model	Laghetto reference	Code
Heating & bubbles version. Playa 1 - 220 x 220. SINGLE CASE STRUCTURE - WHITE POOL LINER - FILTRATION SYSTEM - HEATER AND AIR HYDROMASSAGE - LED SPOT - ISOTHERMIC COVER - WICKER PANELS	220x220x70	180x140x55	1200	80x230x h150	172	1	PLAYA1 WHITE	KITDVPLAR81B1B1IIG	67343
							PLAYA1 GREY	KITDVPLAR81B1GR1G	69352
Heating & bubbles version. Playa 2 - 320 x 220. SINGLE CASE STRUCTURE - WHITE POOL LINER - FILTRATION SYSTEM - HEATER AND AIR HYDROMASSAGE - LED SPOT - ISOTHERMIC COVER - WICKER PANELS	220x320x70	180x240x55	2000	80x230x h180	198	1	PLAYA2 WHITE	KITDVPLAR82B1B1IIG	67345
							PLAYA2 GREY	KITDVPLAR82B1GR1G	69354
Heating & bubbles version. Playa 3 - 420 x 220. SINGLE CASE STRUCTURE - WHITE POOL LINER - FILTRATION SYSTEM - HEATER AND AIR HYDROMASSAGE - LED SPOT - ISOTHERMIC COVER - WICKER PANELS	220x420x70	180x340x55	3000	80x230x h180	213	1	PLAYA3 WHITE	KITDVPLAR83B1B1IIG	69363
							PLAYA3 GREY	KITDVPLAR83B1GR1G	69364

POOL WARRANTY: 5 YEARS. ACCESSORIES WARRANTY: 2 YEARS.

Playa LIVING



Playa Living is the evolution of Playa model with its soft cushions; it becomes a relaxing oasis, a real "lounge" that decorates the interior of the house or outdoor spaces.

PLAYA LIVING ELEMENTS

Playa Living elements with aluminium structure and wicker panels.
Available in several sizes and also with reclinable backrest. Matching cushions with nautical Sky fabric finish.



PLAYA LIVING



ACCESSORIES WARRANTY: 2 YEARS
GARANZIA ACCESSORI: 2 ANNI
GARANTIE ACCESSOIRES: 2 ANS

AVAILABLE COLORS

Handwoven fiber



Laghetto white - BI



grey - GR



Nautical Sky fabric cushions



natural - N



water - W

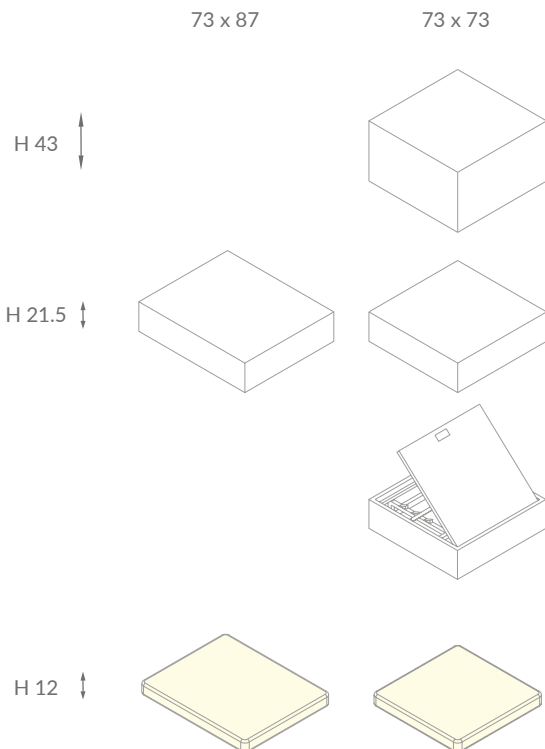


brown - B



grey - G

AVAILABLE DIMENSIONS (CM)

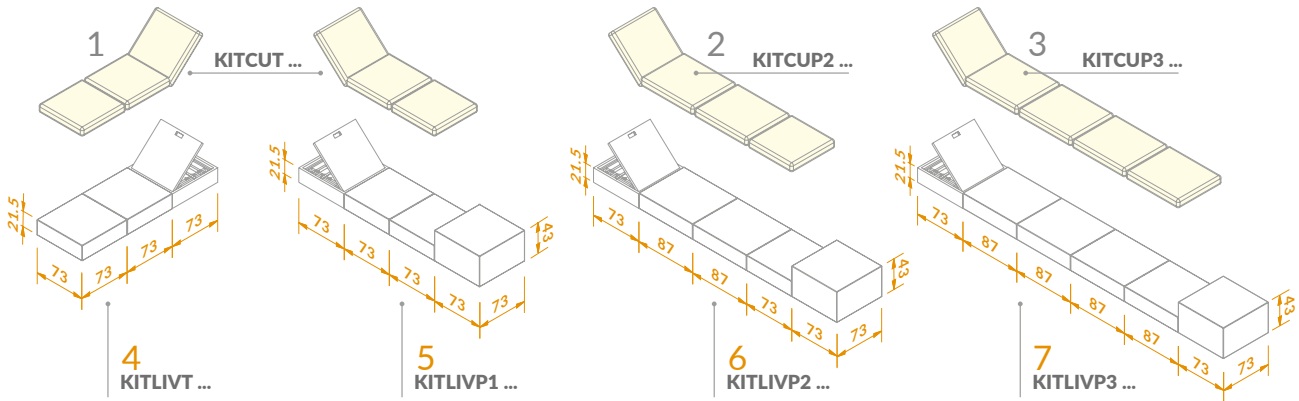


PLAYA LIVING Elements kit and cushions kit

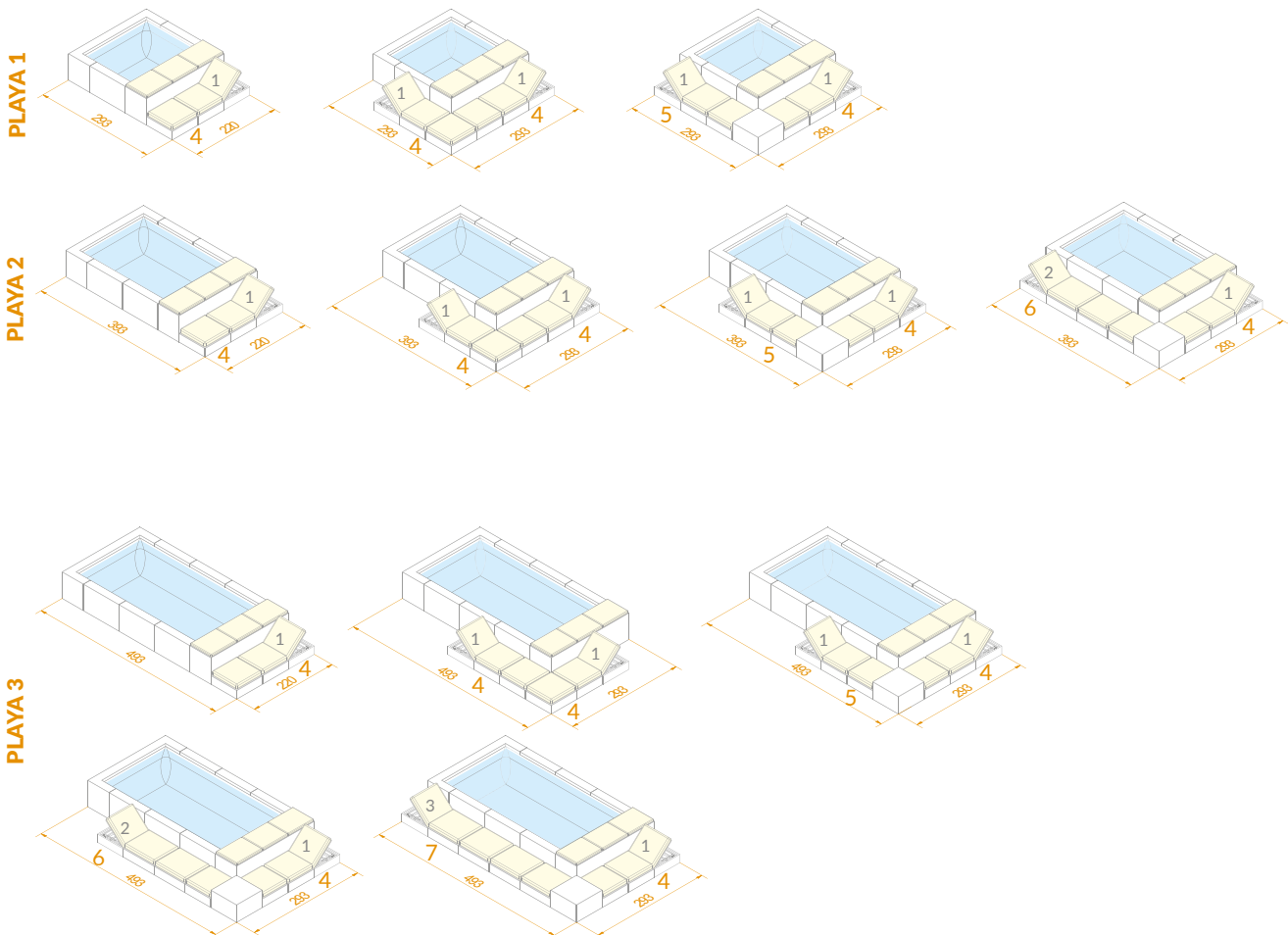


PLAYA LIVING

PLAYA LIVING - ELEMENTS KITS / CUSHIONS KITS



CONFIGURATIONS EXAMPLES



PLAYA LIVING Elements kit and cushions kit



PLAYA LIVING

Description	Total dimensions (W x L x H) cm	Total gross weight Kg	Number of packages	Color model	Laghetto reference
kit Living for Playa (all sizes) short side - Laghetto White	220x73 h.21,5	21	3	Laghetto White	KITLIVTB
kit Living for Playa (all sizes) short side - Grey	220x73 h.21,5	21	3	Grey	KITLIVTG
kit Living for PLAYA 1 - Laghetto White	293x73 h.21,5 / h.43	29	4	Laghetto White	KITLIVP1B
kit Living for PLAYA 1 - Grey	293x73 h.21,5 / h.43	29	4	Grey	KITLIVP1G
kit Living for PLAYA 2 - Laghetto White	394x73 h.21,5 / h.43	38	5	Laghetto White	KITLIVP2B
kit Living for PLAYA 2 - Grey	394x73 h.21,5 / h.43	38	5	Grey	KITLIVP2G
kit Living for PLAYA 3 - Laghetto White	494x73 h.21,5 / h.43	47	6	Laghetto White	KITLIVP3B
kit Living for PLAYA 3 - Grey	494x73 h.21,5 / h.43	47	6	Grey	KITLIVP3G
kit cushions for Living Playa short side (KITLIVT..) / PLAYA 1 (KITLIVP1...) - Natural	≈ 219x73 h.12	6	3	Natural	KITCUTN
kit cushions for Living Playa short side (KITLIVT..) / PLAYA 1 (KITLIVP1...) - Water	≈ 219x73 h.12	6	3	Water	KITCUTW
kit cushions for Living Playa short side (KITLIVT..) / PLAYA 1 (KITLIVP1...) - Brown	≈ 219x73 h.12	6	3	Brown	KITCUTB
kit cushions for Living Playa short side (KITLIVT..) / PLAYA 1 (KITLIVP1...) - Grey	≈ 219x73 h.12	6	3	Grey	KITCUTG
kit cushions for Living PLAYA 2 (KITLIVP2...) - Natural	≈ 320x73 h.12	10	4	Natural	KITCUP2N
kit cushions for Living PLAYA 2 (KITLIVP2...) - Water	≈ 320x73 h.12	10	4	Water	KITCUP2W
kit cushions for Living PLAYA 2 (KITLIVP2...) - Brown	≈ 320x73 h.12	10	4	Brown	KITCUP2B
kit cushions for Living PLAYA 2 (KITLIVP2...) - Grey	≈ 320x73 h.12	10	4	Grey	KITCUP2G
kit cushions for Living PLAYA 3 (KITLIVP3...) - Natural	≈ 421x73 h.12	16	5	Natural	KITCUP3N
kit cushions for Living PLAYA 3 (KITLIVP3...) - Water	≈ 421x73 h.12	16	5	Water	KITCUP3W
kit cushions for Living PLAYA 3 (KITLIVP3...) - Brown	≈ 421x73 h.12	16	5	Brown	KITCUP3B
kit cushions for Living PLAYA 3 (KITLIVP3...) - Grey	≈ 421x73 h.12	16	5	Grey	KITCUP3G

ABOVE GROUND POOLS - PLAYA

Playa accessories



PLAYA PLAYA *Twin*

Description	Packaging dimensions	Total gross weight Kg	Number of packages	Laghetto reference	Code
Playa 1 - 220x220 cm - standard cover	56x56x27	9	1	CODVPLA1	67346
Playa 2 - 220x320 cm - standard cover	56x56x27	11	1	CODVPLA2	67348
Playa 3 - 220x420 cm - standard cover	56x56x27	12	1	CODVPLA3	69408
Playa Twin - 220x290 cm - standard cover	56x56x27	12	1	COPLATW1	
Playa cushion Nautical Sky fabric finish - natural color	60x70x h25	3	1	DVPLALPSN	67347
Playa cushion Nautical Sky fabric finish - water color	60x70x h25	3	1	DVPLALPSW	68616
Playa cushion Nautical Sky fabric finish - brown color	60x70x h25	3	1	DVPLALPSB	69405
Playa cushion Nautical Sky fabric finish - grey color	60x70x h25	3	1	DVPLALPSG	69407
Playa Twin cushion - Nautical Sky fabric finish - natural color	70x70x25	6	1	PLATWCUSN	
Playa Twin cushion - Nautical Sky fabric finish - grey color	70x70x25	6	1	PLATWCUSG	
Playa 1 / Playa Twin isothermic foldable cover	60x70x h50	2	1	COGIDVPLA1IG	70889
Playa 2 isothermic foldable cover	60x70x h50	2	1	COGIDVPLA2IG	70890
Playa 3 isothermic foldable cover	60x70x h50	3	1	COGIDVPLA3IG	70891
Relax sun lounger with tilting backrest and foldable legs. 70 x 210 x 40 cm. - Laghetto white color	72x210x10	13	1	PLATWLRB	
Relax sun lounger with tilting backrest and foldable legs. 70 X 210 x 40 cm. - Grey color legs.	72x210x10	13	1	PLATWLRG	

Sky Nautical fabric finish

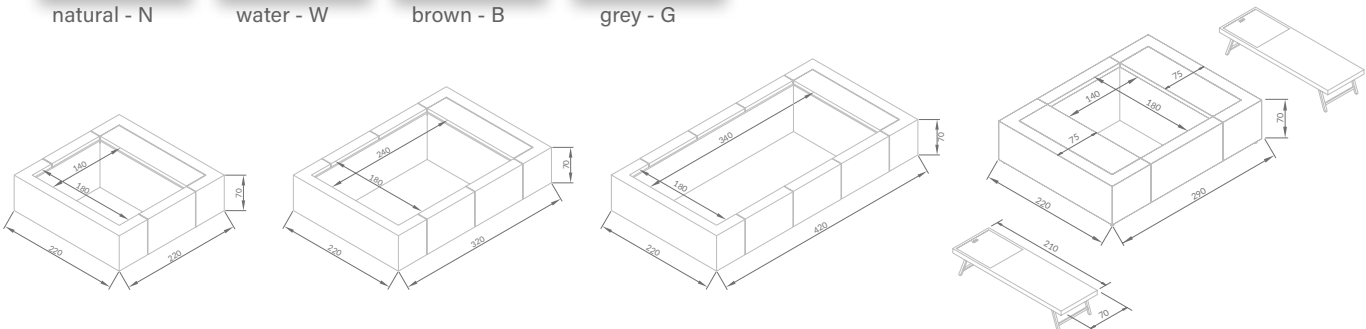


natural - N

water - W

brown - B

grey - G



PLAYA 1

PLAYA 2

PLAYA 3

PLAYA TWIN

Model	Box	Water size (m)	General dimensions (m)	Water height (cm)	Total height (cm)	Volume (l)
PLAYA1	1	1.40 x 1.80	2.20 x 2.20	55	70	1200
PLAYA2	1	2.40 x 1.80	3.20 x 2.20	55	70	2000
PLAYA3	1	3.40 x 1.80	4.20 x 2.20	55	70	3000
PLAYA TWIN	2	1.40 X 1.80	2.20 X 2.90	55	70	1200

ABOVE GROUND POOLS - PLAYA TWIN

PLAYA *Twin*

Playa Twin is the new concept of a design mini-pool, created by the Italian style and elegance. This version is enriched with a double sunbathing area over the two twin lockers, and two deck chairs that can become the cover of the mini-pool itself, when not used.

The rattan panels are proposed in two colors, Laghetto White and Grey and it is equipped with heater and bubbles system.

FEATURES

- ▶ Size: ONLY 1 SIZE - only heater and Bubbles version
- ▶ Color: Laghetto White.
- ▶ Filtration: cartridge and wall skimmer



Description	Laghetto reference	Code
PLAYA TWIN - two-cases structure - white pool liner FILTRATION SYSTEM - HEATER AND AIR HYDROMASSAGE - LED spot - ISOTHERMIC COVER Wicker Panels (LAGHETTO WHITE) - N. 2 RELAX SUN LOUNGERS (LAGHETTO WHITE)	KITPLATW1BIBI	-
PLAYA TWIN - two-cases structure - white pool liner FILTRATION SYSTEM - HEATER AND AIR HYDROMASSAGE - LED spot - ISOTHERMIC COVER Wicker Panels (GREY) - N. 2 RELAX SUN LOUNGERS (GREY)	KITPLATW1BIGR	-



ABOVE GROUND POOLS - DOLCE VITA

Dolce Vita

A pool that looks good in any environment and that you can build even where a traditional inground swimming pool can't be placed.

DolceVita is the most fashionable and desirable pool for those people who search something to stand out and who setup a space dedicated to the pleasure and the family relaxation.



DIVA - RATTAN

MOD.	WATER SIZE (m)	TOTAL ENCUMBRANCE (m)	WATER HEIGHT (m)	TOTAL HEIGHT (m)	VOLUME (m ³)
24	2 x 4	2.4 x 4.4	1.2	1.3	9.6
25	2 x 5	2.4 x 5.4	1.2	1.3	12
35	3 x 5	3.4 x 5.4	1.2	1.3	18
36	3 x 6	3.4 x 6.4	1.2	1.3	21.6
37	3 x 7	3.4 x 7.4	1.2	1.3	25.2
48	4 x 8	4.4 x 8.4	1.2	1.3	38.4
49	4 x 9	4.4 x 9.4	1.2	1.3	43.2
510	5 x 10	5.4 x 10.4	1.2	1.3	60

DIVA LTI - DIVINA (only in size 35, 36, 37, 48)

MOD.	WATER SIZE (m)	TOTAL ENCUMBRANCE (m)	WATER HEIGHT (m)	TOTAL HEIGHT (m)	VOLUME (m ³)
35	3 x 5	3.4 x 6.1	1.2	1.3	18
36	3 x 6	3.4 x 7.1	1.2	1.3	21.6
37	3 x 7	3.4 x 8.1	1.2	1.3	25.2
48	4 x 8	4.4 x 9.1	1.2	1.3	38.4
49	4 x 9	4.4 x 10.10	1.2	1.3	43.2

ABOVE GROUND POOLS - DOLCEVITA

Dolce Vita

FEATURES:

DolceVita renews the world of above-ground pools thanks to a sound technology Laghetto which is on the market for over 40 years, and its innovative and graceful design.


DolceVita can adapt to the needs of a changing family, allowing thoughts, repositioning, moving, resale.

Its versatility allows easy and quick installation even in areas with seasonal permits only.

DolceVita provides a recirculating and filtration system which enables the highest quality and hygiene of the water purity.

DolceVita comes up in many different models: Rattan, Diva, Diva LTI and Naked, with high quality materials that ensure long time use.

Structure



Pool liner



Plastic Wood Coping (RATTAN line)



TRELLIS PILLARS

Stainless steel and zinc magnesium steel S250GD ZM310 powder coated structure with stainless steel piece of support.

TRELLIS SPARS

Stainless steel and zinc magnesium steel S250GD ZM310 powder coated.

NUTS AND BOLTS

Stainless steel with anti-grip nuts.

LINER

Made of PVC coated polyester fabric membrane it is incredibly strong (it easily passes DIN 53354 test up to traction of 430 Kg on 5 cm) , it is treated with a special coating that prevents dirt from attaching to exposed areas and provides protection against damage caused by UV light to be very durable.

DOLCEVITA TOPRAIL FINISH

Rattan (and Naked) toprail finish is a dedicated composite wood made for us exclusively by Plastic Wood. Diva and Diva LTI toprail finish is integrated in the design of the special wicker panel.



white

beige

Warranty on the pool (liner + structural parts) is 5 years, warranty on all the other accessories included in the kit is 2 years.



POOL WARRANTY: 5 YEARS

GARANZIA PISCINA: 5 ANNI
GARANTIE BASSIN: 5 ANS

ACCESSORIES WARRANTY: 2 YEARS

GARANZIA ACCESSORI: 2 ANNI
GARANTIE ACCESSOIRES: 2 ANS

ABOVE GROUND POOLS - DOLCEVITA

Dolce Vita

Diva panel



DolceVita Diva ladder



Laghetto Led Spot



Vacuum cleaner



DOLCEVITA PANELS

DolceVita finish is available in 2 different panels options: wicker with wicker corner pieces for the Rattan line, or the exclusive solution created for the DIVA line, where the Viro wicker panels also cover the top rail of the structure.

DOLCEVITA LADDERS

The DolceVita finishes have two different kinds of ladder to access to the pool.
Rattan (and Naked) kit include a ladder with the liftable external.
Diva and Diva LTI kit has a dedicated luxury ladder.
A plexiglass safety kit is available on this model to prevent access to the pool.

LED SPOT LIGHTS

Every DolceVita, no matter what finish, comes standard with Laghetto Led spot lights.
These led spot lights have a peerless luminous efficiency, very low power consumption (less than 8 W) and an unmatched durability.

VACUUM CLEANER

Every DolceVita Pool kit also include a vacuum cleaner (pipe length varies according to the pool size and the number of skimmers).

ABOVE GROUND POOLS - DOLCEVITA

Dolce Vita



AstralPool sand filters



Winter cover



Summer cover



SAND FILTRATION SYSTEMS

The technical partnership between Piscine Laghetto and AstralPool introduces the 10 and 15 mc/h sand filters in all swimming pool kits.

WINTER COVER (optional)

Winter cover LSP complete with elastic cords and fixations.

SUMMER COVER (optional)

Isothermic summer cover for DolceVita.



SWIM JET SYSTEM (optional)

Counter-current swimming system integrated in the technical compartment. Available for DolceVita DIVA LTI and DIVINA. To be ordered in combination with the pool kit where it has to be installed. Cannot be ordered individually.



7 JETS HYDROMASSAGE KIT (optional)

Hydromassage kit integrated in the technical compartment. Available for DolceVita models: Rattan, Diva, Diva LTI and Divina. Only for pools with short side 3 or 4 m. To be ordered in combination with the pool kit where it has to be installed. Cannot be ordered individually.

DOLCEVITA Rattan model



5 1/2 years
WARRANTY




1
Internal structure


2
Pool liner



5
DolceVita Composite Wood Top Edge



6
Exterior panels:
handwoven fiber



3
Filtration System (as in the diagram)
attention: the filtration system doesn't
include the electrical panel.



AstralPool sand filters

4
High brightness LED spotlight:
1 Spot until model 36,
2 Spots from model 37 until model 510
(standard placement - see page 580).

7
Vacuum cleaner system.

8
Wooden panel supports and wicker
corner pieces.

9
Overflow system.

10
DolceVita safety ladder.



POOL KIT

$$= 1 + 2 + 3 + 4 + 5 + 6 + 7 + 8 + 9 + 10$$



WICKER PANELS AND CORNER PIECES AVAILABLE
IN TWO COLORS: COFFEE OR GREY, POOL LINER
(COLOR CHOICE: SAND OR WHITE)

x =
BICF (white liner and coffee panels)
BIGR (white liner and grey panels)
BECF (beige liner and coffee panels)
BEGR (beige liner and grey panels)



ATTENTION: ONLY AVAILABLE AS COMPLETE KIT -
HALF-METER MEASURES NOT AVAILABLE.

DOLCEVITA Rattan model



Dolce Vita

Laghetto model	Description	Total dimensions (W x L x H) cm	Water dimensions (W x L x H) cm	Water volume Litres	Packaging dimensions	Total gross weight Kg	Laghetto reference	Code
RATTAN 24	Swimming pool 2 x 4 m DOLCEVITA Rattan with sand filter 10 m ³ / h, 1 LED spotlight	240x440	200x400x120	9,600	1 pallet: 100 x 130 x 240 h	357	KITDVC24xS10R	2410X
RATTAN 25	Swimming pool 2 x 5 m DOLCEVITA Rattan with sand filter 10 m ³ / h, 1 LED spotlight	240x540	200x500x120	12,000	1 pallet: 100 x 130 x 240 h	386	KITDVC25xS10R	2510X
RATTAN 35	Swimming pool 3 x 5 m DOLCEVITA Rattan with sand filter 10 m ³ / h, 1 LED spotlight	340x540	300x500x120	18,000	1 pallet: 100 x 130 x 240 h	432	KITDVC35xS10R	3510X
RATTAN 36	Swimming pool 3 x 6 m DOLCEVITA Rattan with sand filter 10 m ³ / h, 1 LED spotlight	340x640	300x600x120	21,600	2 pallets: 100 x 130 x 200 h 100 x 120 x 110 h	565	KITDVC36xS10R	3610X
RATTAN 37	Swimming pool 3 x 7 m DOLCEVITA Rattan with sand filter 10 m ³ / h, 2 LED spotlights	340x740	300x700x120	25,200	2 pallets: 100 x 130 x 240 h 100 x 120 x 135 h	575	KITDVC37xS10R	3710X
RATTAN 48	Swimming pool 4 x 8 m DOLCEVITA Rattan with sand filter 10 m ³ / h, 2 LED spotlights	440x840	400x800x120	38,400	2 pallets: 100 x 130 x 240 h 100 x 120 x 140 h	645	KITDVC48xS10R	4810X
RATTAN 49	Swimming pool 4 x 8 m DOLCEVITA Rattan with sand filter 15 m ³ / h, 2 LED spotlights	440x940	400x900x120	43,200	2 pallets: 100 x 130 x 240 h 100 x 120 x 200 h	720	KITDVC49xS15R	4915X
RATTAN 510	Swimming pool 5 x 10 m DOLCEVITA Rattan with sand filter 15 m ³ / h, 2 LED spotlights	540x1040	500x1000x120	60,000	2 pallets: 100 x 130 x 240 h 100 x 120 x 210 h	860	KITDVC510xS15R	51015X

Substitute **X** for the following 4 letters, according to the desired color combination:

- BICF** white liner and coffee panels
- BIGR** white liner and grey panels
- BECF** beige liner and coffee panels
- BEGR** beige liner and grey panels

DOLCEVITA DIVA model



5 1/2 years
WARRANTY




1
Internal structure

2
Pool liner



5
Panels with integrated top edge



POOL KIT

$$= 1 + 2 + 3 + 4 + 5 + 6 + 7 + 8 + 9$$



ATTENTION: ONLY AVAILABLE AS COMPLETE KIT. HALF-METER MEASURES NOT AVAILABLE.

3
Filtration System (as in the diagram)
attention: the filtration system doesn't include the electrical panel.



AstralPool sand filters

4
High brightness LED spotlight:
1 Spot until model 36,
2 Spots from model 37 until model 510
(standard placement - see page 580).

6
Vacuum cleaner system.

7
Wooden & steel panels-supports.

8
Overflow system.

9
Luxury ladder specific for Diva version.



PANELS AND TOP EDGE INTEGRATED IN ONE PIECE MADE OF WICKER. AVAILABLE IN TWO COLORS: GREY OR LAGHETTO WHITE. POOL LINER (COLOR CHOICE: SAND OR WHITE)

x =

BIGR (white liner and grey panels)

BIBI (white liner and Laghetto white panels)

BEGR (beige liner and grey panels)

BEBI (beige liner and Laghetto white panels)

DOLCEVITA DIVA model



Dolce Vita

Laghetto model	Description	Total dimensions (W x L x H) cm	Water dimensions (W x L x H) cm	Water volume Litres	Packaging dimensions cm	Total gross weight Kg	Laghetto reference	Code
DIVA 24	Swimming pool 2 x 4 m DOLCEVITA Diva with sand filter 10 m³ / h, 1 LED spotlight	240x440	200x400x120	9,600	2 pallets: 100 x 130 x 240 h 100 x 120 x 120 h	332	KITDVC24XS10D	D24XS10
DIVA 25	Swimming pool 2 x 5 m DOLCEVITA Diva with sand filter 10 m³ / h, 1 LED spotlight	240x540	200x500x120	12,000	2 pallets: 100 x 130 x 240 h 100 x 120 x 120 h	356	KITDVC25XS10D	D25XS10
DIVA 35	Swimming pool 3 x 5 m DOLCEVITA Diva with sand filter 10 m³ / h, 1 LED spotlight	340x540	300x500x120	18,000	2 pallets: 100 x 130 x 240 h 100 x 120 x 180 h	389	KITDVC35XS10D	D35XS10
DIVA 36	Swimming pool 3 x 6 m DOLCEVITA Diva with sand filter 10 m³ / h, 1 LED spotlight	340x640	300x600x120	21,600	2 pallets: 100 x 130 x 240 h 100 x 110 x 180 h	435	KITDVC36XS10D	D36XS10
DIVA 37	Swimming pool 3 x 7 m DOLCEVITA Diva with sand filter 10 m³ / h, 2 LED spotlights	340x740	300x700x120	25,200	2 pallets: 100 x 130 x 240 h 100 x 110 x 190 h	472	KITDVC37XS10D	D37XS10
DIVA 48	Swimming pool 4 x 8 m DOLCEVITA Diva with sand filter 10 m³ / h, 2 LED spotlights	440x840	400x800x120	38,400	2 pallets: 100 x 130 x 250 h 100 x 120 x 190 h	636	KITDVC48XS10D	D48XS10
DIVA 49	Swimming pool 4 x 9 m DOLCEVITA Diva with sand filter 15 m³ / h, 2 LED spotlights	440x940	400x900x120	43,200	2 pallets: 100 x 130 x 240 h 100 x 120 x 220 h	680	KITDVC49XS15D	D49XS15
DIVA 510	Swimming pool 5 x 10 m DOLCEVITA Diva with sand filter 15 m³ / h, 2 LED spotlights	540x1040	500x1000x120	60,000	3 pallets: 100 x 130 x 170 h 100 x 120 x 170 h 100 x 120 x 220 h	750	KITDVC510XS15D	D510XS15

Substitute **X** for the following 4 letters, according to the desired color combination:

- BIGR** white liner and grey panels
- BIBI** white liner and Laghetto white panels
- BEGR** beige liner and grey panels
- BEBI** beige liner and Laghetto white panels

DOLCEVITA DIVA LTI model




5 1/2 years
WARRANTY

1
Internal structure

2
Pool liner



5
Panels with integrated top edge



POOL KIT

$$= 1 + 2 + 3 + 4 + 5 + 6 + 7 + 8 + 9$$

3
Filtration System (as in the diagram)
attention: the filtration system doesn't include the electrical panel.



AstralPool sand filters

6
Vacuum cleaner system.

7
Wooden & steel panels-supports.

8
Overflow system.

9
Luxury ladder specific for Diva version.



4
High brightness LED spotlight:
1 Spot until model 36,
2 Spots from model 37 until model 510
(standard placement - see page 580).



ATTENTION: ONLY AVAILABLE AS COMPLETE KIT - HALF-METER MEASURES NOT AVAILABLE.

CAUTION: THE EQUIPMENT ROOM IS NOT LOADBEARING. NO PERSONS ALLOWED ON IT.



PANELS AND TOP EDGE INTEGRATED IN ONE PIECE MADE OF WICKER. AVAILABLE IN TWO COLORS: GREY OR LAGHETTO WHITE. POOL LINER (COLOR CHOICE: SAND OR WHITE)

x =

BIGR (white liner and grey panels)

BIBI (white liner and Laghetto white panels)

BEGR (beige liner and grey panels)

BEBI (beige liner and Laghetto white panels)

ABOVE GROUND POOLS - DOLCEVITA

DOLCEVITA DIVA LTI model



Dolce Vita

Laghetto model	Description	Total dimensions (W x L x H) cm	Water dimensions (W x L x H) cm	Water volume Litres	Packaging Dimensions	Total gross weight Kg	Laghetto reference	Code
LTI 35	Swimming pool 3 x 5 m DOLCEVITA Diva LTI with sand filter 10 m ³ / h, 1 LED spotlight	340x610	300x500x120	18,000	2 pallets: 100 x 130 x 240 h 100 x 120 x 200 h	410	KITDVC35xS10DG	D35XS10L
LTI 36	Swimming pool 3 x 6 m DOLCEVITA Diva LTI with sand filter 10 m ³ / h, 1 LED spotlight	340x710	300x600x120	21,600	2 pallets: 100 x 130 x 240 h 100 x 120 x 200 h	455	KITDVC36xS10DG	D36XS10L
LTI 37	Swimming pool 3 x 7 m DOLCEVITA Diva LTI with sand filter 10 m ³ / h, 2 LED spotlights	340x810	300x700x120	25,200	2 pallets: 100 x 130 x 240 h 100 x 120 x 210 h	492	KITDVC37xS10DG	D37XS10L
LTI 48	Swimming pool 4 x 8 m DOLCEVITA Diva LTI with sand filter 10 m ³ / h, 2 LED spotlights	440x910	400x800x120	38,400	2 pallets: 100 x 130 x 250 h 100 x 120 x 230 h	675	KITDVC48xS10DG	D48XS10L
LTI 49	Swimming pool 4 x 9 m DOLCEVITA Diva LTI with sand filter 15 m ³ / h, 2 LED spotlights	440x1010	400x900x120	43,200	2 pallets: 100 x 150 x 240 h 100 x 120 x 240 h	700	KITDVC49xS15DG	D49XS15L

Substitute **X** for the following 4 letters, according to the desired color combination:

- BIGR** white liner and grey panels
- BIBI** white liner and Laghetto white panels
- BEGR** beige liner and grey panels
- BEBI** beige liner and Laghetto white panels

DOLCEVITA NAKED model



5 ^{1/2} years
WARRANTY



1
Internal structure

2
Pool liner



white



beige

5
Dolcevita Composite Wood Top Edge



Tobacco

3
Filtration System (as in the diagram)
attention: the filtration system doesn't include
the electrical panel.



AstralPool sand filters

4
High brightness LED spotlight:
1 Spot until model 36,
2 Spots from model 37 until model 510
(standard placement - see page 580).

6
Vacuum cleaner system.

7
Wooden panel-supports.

8
Overflow system.

9
Dolcevita safety ladder.



POOL KIT

$$= 1 + 2 + 3 + 4 + 5 + 6 + 7 + 8 + 9$$

⚠
ATTENTION: ONLY AVAILABLE AS
COMPLETE KIT

⚠
POOL LINER - COLOR CHOICE.

x =
BE Beige
BI White

DOLCEVITA NAKED model



Dolce Vita

Laghetto model	Description	Total dimensions (W x L x H) cm	Water dimensions (W x L x H) cm	Water volume Litres	Packaging Dimensions	Total gross weight Kg	Laghetto reference	Code
DV NAKED 24	Swimming pool 2 x 4 m DOLCEVITA Naked with sand filter 10 m ³ / h, 1 LED spotlight	240x440	200x400x120	9,600	1 pallet: 100x130x240	357	KITDVC24xS10N	D24xS10Nz
DV NAKED 25	Swimming pool 2 x 5 m DOLCEVITA Naked with sand filter 10 m ³ / h, 1 LED spotlight	240x540	200x500x120	12,000	1 pallet: 100x130x240	386	KITDVC25xS10N	D25xS10Nz
DV NAKED 35	Swimming pool 3 x 5 m DOLCEVITA Naked with sand filter 10 m ³ / h, 1 LED spotlight	340x540	300x500x120	18,000	1 pallet: 100x130x240	432	KITDVC35xS10N	D35xS10Nz
DV NAKED 36	Swimming pool 3 x 6 m DOLCEVITA Naked with sand filter 10 m ³ / h, 1 LED spotlight	340x640	300x600x120	21,600	1 pallet: 100x130x240	565	KITDVC36xS10N	D36xS10Nz
DV NAKED 37	Swimming pool 3 x 7 m DOLCEVITA Naked with sand filter 10 m ³ / h, 2 LED spotlights	340x740	300x700x120	25,200	1 pallet: 100x130x240	575	KITDVC37xS10N	D37xS10Nz
DV NAKED 48	Swimming pool 4 x 8 m DOLCEVITA Naked with sand filter 10 m ³ / h, 2 LED spotlights	440x840	400x800x120	38,400	1 pallet: 100x130x240	645	KITDVC48xS10N	D48xS10Nz
DV NAKED 49	Swimming pool 4 x 9 m DOLCEVITA Naked with sand filter 15 m ³ / h, 2 LED spotlights	440x940	400x900x120	43,200	2 pallets: 100x130x240 100x120x130	720	KITDVC49xS15N	D49xS10Nz
DV NAKED 510	Swimming pool 5 x 10 m DOLCEVITA Naked with sand filter 15 m ³ / h, 2 LED spotlights	540x1040	500x1000x120	60,000	2 pallets: 100x130x240 100x120x130	860	KITDVC510xS15N	D510xS10Nz

STRUCTURE AND POOL LINER

Substitute **x** for the 2 following letters, according to the desired color combination:

- BE** Sand
- BI** White

DOLCEVITA accessories - Covers

Dolce Vita



SUMMER COVER



WINTER COVER



Description	Total dimensions (W x L x H) cm	Laghetto reference	Code
Winter protection cover with elastic tensioners and DOLCEVITA 2x4 fixings	320 x 520	CODVC24	69644
Winter protection cover with elastic tensioners and DOLCEVITA 2x5 fixings	320 x 620	CODVC25	69645
Winter protection cover with elastic tensioners and DOLCEVITA 3x5 fixings	420 x 620	CODVC35	68001
Winter protection cover with elastic tensioners and DOLCEVITA 3x6 fixings	420 x 720	CODVC36	69646
Winter protection cover with elastic tensioners and DOLCEVITA 3x7 fixings	420 x 820	CODVC37	68002
Winter protection cover with elastic tensioners and DOLCEVITA 4x8 fixings	520 X 920	CODVC48	68003
Winter protection cover with elastic tensioners and DOLCEVITA 4x9 fixings	520 X 1020	CODVC49	69647
Winter protection cover with elastic tensioners and DOLCEVITA 5x10 fixings	620 X 1120	CODVC510	69648
Winter protection cover DOLCEVITA DIVA LTI 3x5	420 X 700	CODVC35DG	71251
Winter protection cover DOLCEVITA DIVA LTI 3x6	420 X 800	CODVC36DG	71252
Winter protection cover DOLCEVITA DIVA LTI 3x7	420 X 900	CODVC37DG	71249
Winter protection cover DOLCEVITA DIVA LTI 4x8	520 X 1000	CODVC48DG	71253
Winter protection cover DOLCEVITA DIVA LTI 4x9	520 X 1100	CODVC49DG	71254
Floating isothermal cover DOLCEVITA 2x4 - All models	200 X 400	COGIDV24	71450
Floating isothermal cover DOLCEVITA 2x5 - All models	200 X 500	COGIDV25	71449
Floating isothermal cover DOLCEVITA 3x5 - All models	300 X 500	COGIDV35	71451
Floating isothermal cover DOLCEVITA 3x6 - All models	300 X 600	COGIDV36	71452
Floating isothermal cover DOLCEVITA 3x7 - All models	300 X 700	COGIDV37	71453
Floating isothermal cover DOLCEVITA 4x8 - All models	400 X 800	COGIDV48	71454
Floating isothermal cover DOLCEVITA 4x9 - All models	400 X 900	COGIDV49	71455
Floating isothermal cover DOLCEVITA 5x10 - All models	500 X 1000	COGIDV510	71456

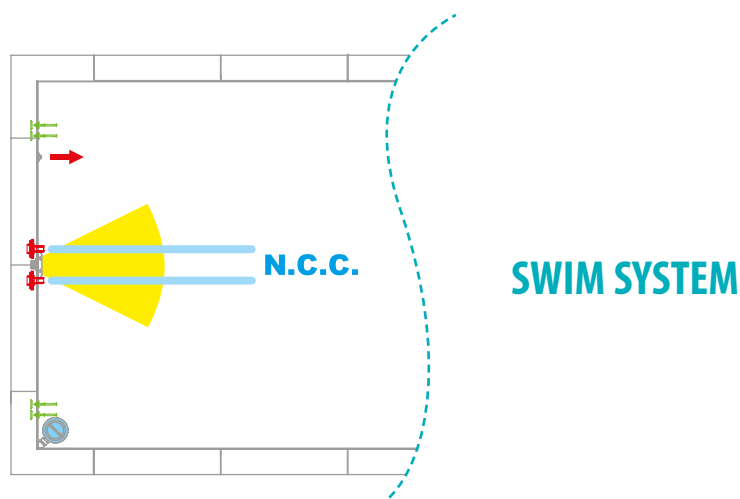
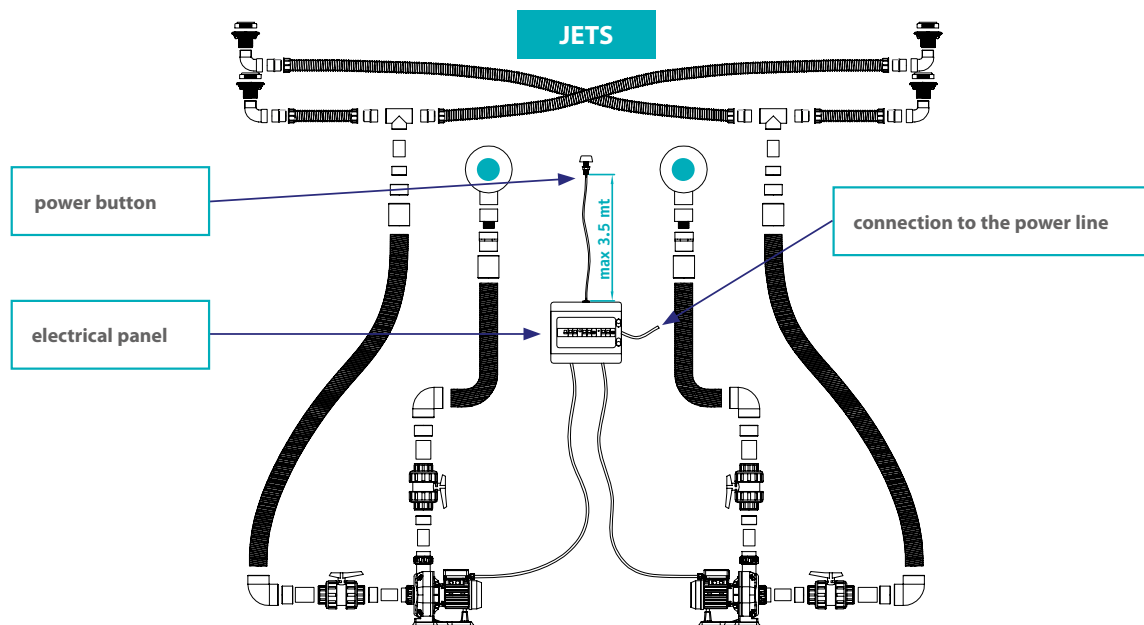
DOLCEVITA Swim system



Dolce Vita

	Description	Laghetto reference	Code
3 MT	SWIMMING KIT AGAINST THE CURRENT: 2 motors, 2 water jets, piping, electrical panel and wired remote control.	DVKITNCC030	DVKITNCC030
4 MT	SWIMMING KIT AGAINST THE CURRENT: 2 motors, 2 water jets, piping, electrical panel and wired remote control.	DVKITNCC040	DVKITNCC040

Available only for DolceVita DIVA LTI and DIVINA. To be ordered in combination with the pool kit where it has to be installed. Cannot be ordered individually.



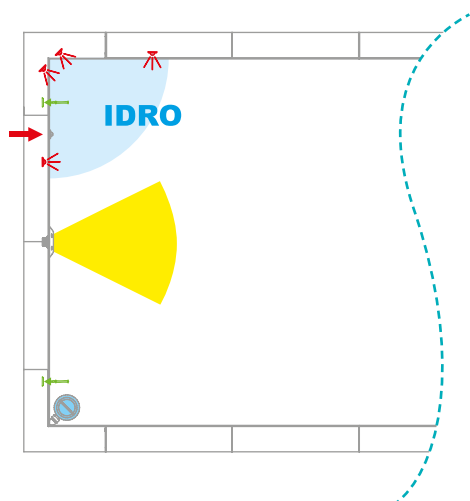
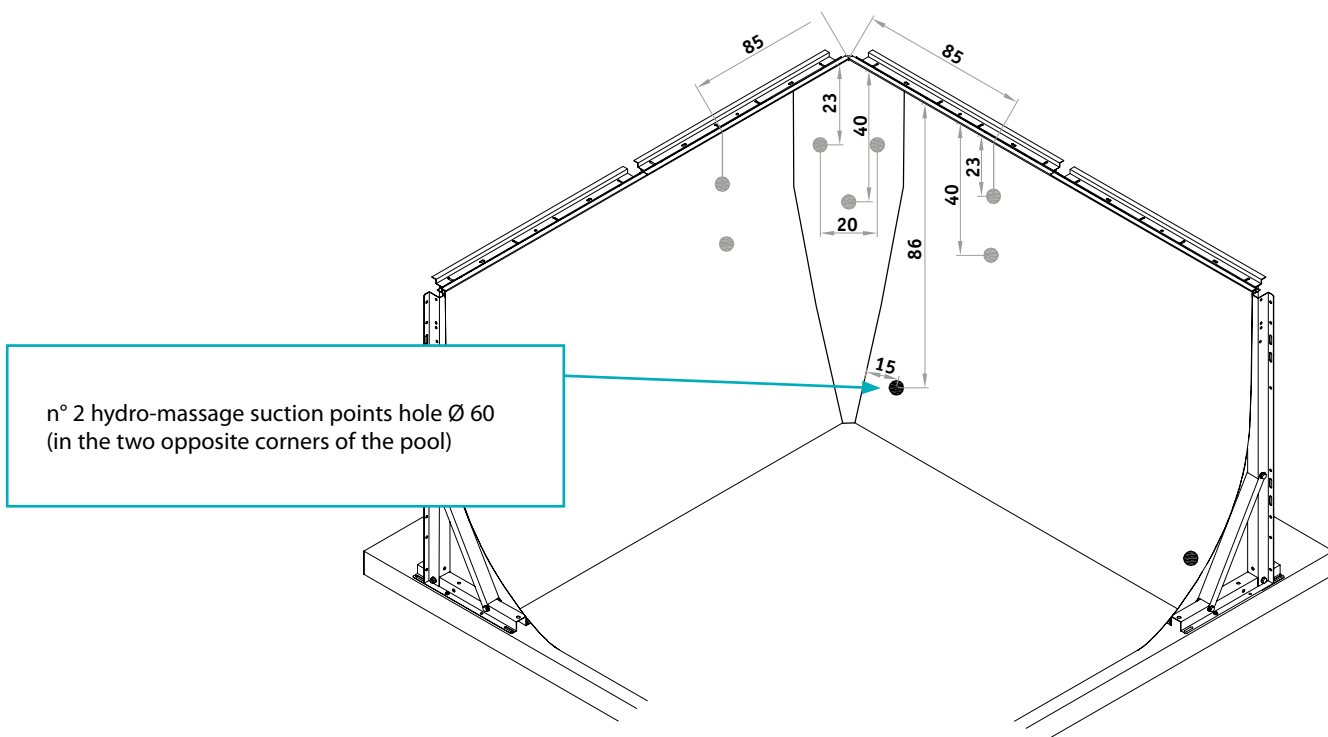
DOLCEVITA 7 jets hydromassage kit



Dolce Vita

	Description	Laghetto reference	Code
3 MT	7 JETS HYDROMASSAGE KIT 1 motor, 7 nozzles, electrical panel and timed wired remote control.	DVKITIDR0030	-
4 MT	7 JETS HYDROMASSAGE KIT 1 motor, 7 nozzles, electrical panel and timed wired remote control.	DVKITIDR0040	-

Available for DolceVita models: Rattan, Diva, Diva LTI and Divina. Only for pools with short side 3 or 4 m. To be ordered in combination with the pool kit where it has to be installed. Cannot be ordered individually.



7 JETS HYDROMASSAGE KIT

Steel basement structure for DOLCEVITA aboveground



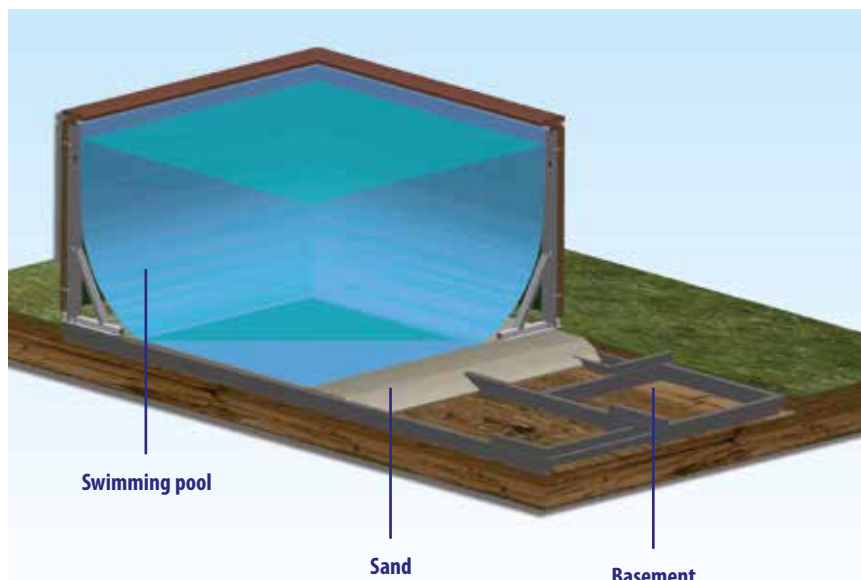
Dolce Vita

DolceVita above ground can be inserted in any context you like also avoiding the construction of a reinforced concrete slab using a special modular base frame made of powder-coated steel.

With this innovative and unique structural accessory, which can be accompanied by a mobility certificate and easy removal of the pool, you can install DolceVita and Divina pool in any type of situation, satisfying your every need, even the most special.

Description	Laghetto reference	Code
STEEL BASEMENT STRUCTURE FOR A NON-SLAB ASSEMBLY DOLCEVITA / DIVINA 3x5	DVC35KITTB	69626
STEEL BASEMENT STRUCTURE FOR A NON-SLAB ASSEMBLY DOLCEVITA / DIVINA 3x6	DVC36KITTB	69627
STEEL BASEMENT STRUCTURE FOR A NON-SLAB ASSEMBLY DOLCEVITA / DIVINA 3x7	DVC37KITTB	69628
STEEL BASEMENT STRUCTURE FOR A NON-SLAB ASSEMBLY DOLCEVITA / DIVINA 4x8	DVC48KITTB	69629
STEEL BASEMENT STRUCTURE FOR A NON-SLAB ASSEMBLY DOLCEVITA 4x9	DVC49KITTB	69630
STEEL BASEMENT STRUCTURE FOR A NON-SLAB ASSEMBLY DOLCEVITA 5x10	DVC510KITTB	69631

BASEMENT FOR DIRECT ASSEMBLY ON THE GROUND



- ▶ Zero impact installation.
- ▶ For installation where no concrete basement can be made.
- ▶ Easy to move and assemble.
- ▶ Fully removable.

Stainless steel components

to stabilize the structure of the pool

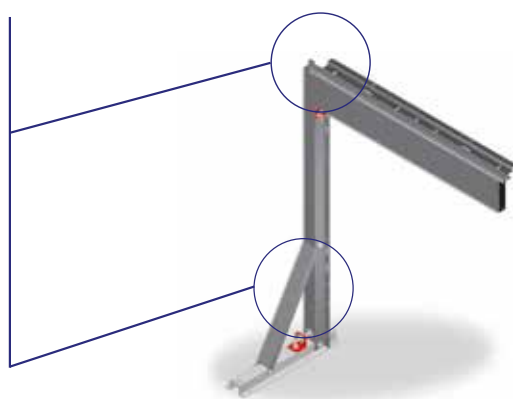


Dolce Vita

The kit is an AISI 304 stainless steel locking system consisting of fasteners that allow to prevent normal structural beddings (misalignment) of dolcevita during the filling phase.

Description	Laghetto reference	Code
Kit for DOLCEVITA 2x4	DV24KITAL	69616
Kit for DOLCEVITA 2x5	DV25KITAL	69617
Kit for DOLCEVITA 3x4	DV34KITAL	71123
Kit for DOLCEVITA 3x5	DV35KITAL	69619
Kit for DOLCEVITA 3x6	DV36KITAL	69618
Kit for DOLCEVITA 3x7	DV37KITAL	69620
Kit for DOLCEVITA 4x8	DV48KITAL	69621
Kit for DOLCEVITA 4x9	DV49KITAL	69622
Kit for DOLCEVITA 5x10	DV510KITAL	69623

FIXING AND ALIGMENT KIT



THE KIT IS AN AISI 304 STAINLESS STEEL LOCKING SYSTEM CONSISTING OF FASTENERS THAT ALLOW TO PREVENT NORMAL STRUCTURAL BEDDINGS (MISALIGNMENT) OF DOLCEVITA DURING THE FILLING PHASE.

- ▶ With the kit you can't align the pool once filled.
- ▶ It's compatible without any modification only with Dolcevita structures from April 2014.
- ▶ You can't add the kit to assembled pool, to fit it you must dismantle the pool completely.
- ▶ If the Dolcevita structure has been purchased before April 2014 some modifications to the structure are necessary.

Tracking template

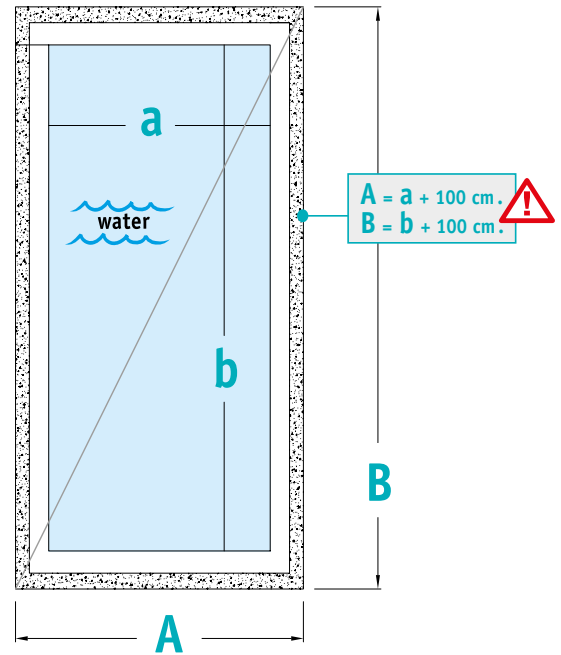
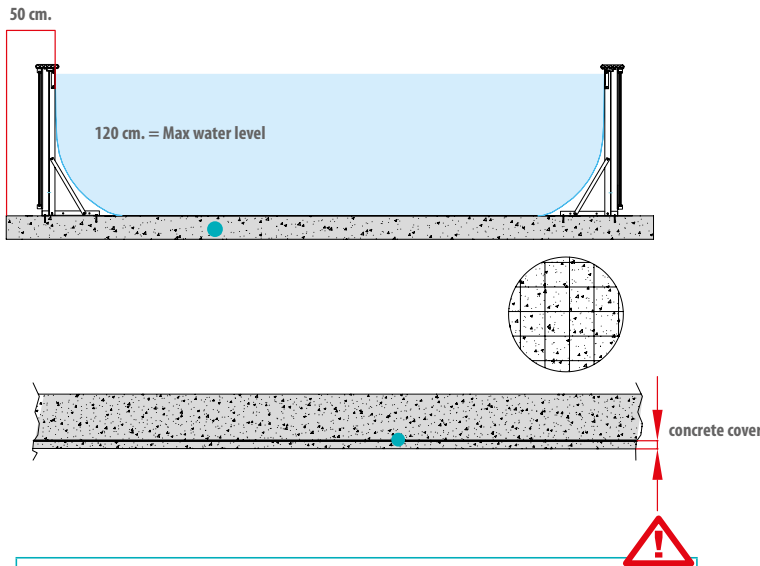
Version	Description	Laghetto reference	Code
All	Tracking template for Dolcevita Gold, Dolcevita and Bluespring pool	DVMODINA	DVMODINA

DOLCEVITA: Basement sizes



Dolce Vita

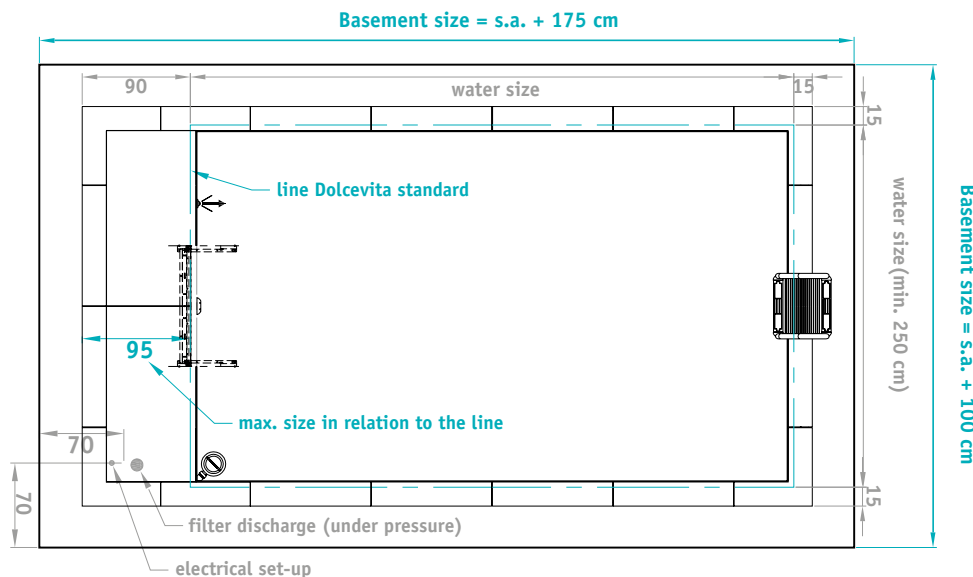
CONCRETE BASE



- Check with your engineer which are the optimal requirements for your installation
- Check the basement is really rectangular with the same diagonals
- Check the basement is achievable in case of unstable ground by geological expertise
- The basement surface must be smooth without imperfections
- Tolerance gradient of the perimeter of slab = ± 1 cm

ASK FOR TECHNICAL INFORMATION TO YOUR LAGHETTO COMMERCIAL CONTACT

BASEMENT SIZES FOR DOLCEVITA DIVA LTI



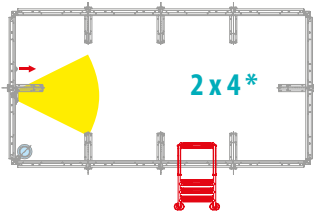
DolceVita: Standard accessories position -

Skimmer, inlet and light

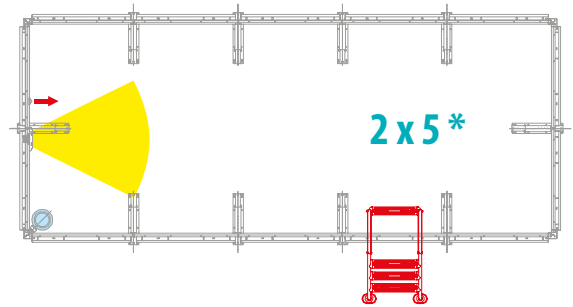


Dolce Vita

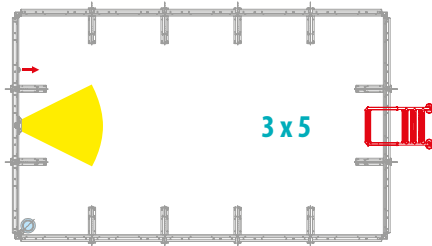
24



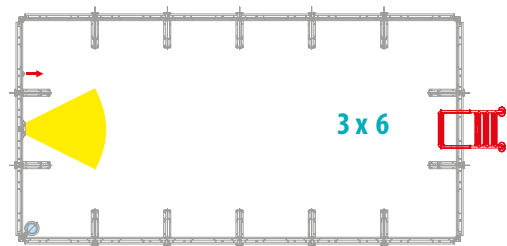
25



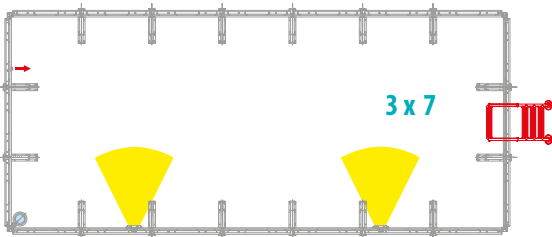
35



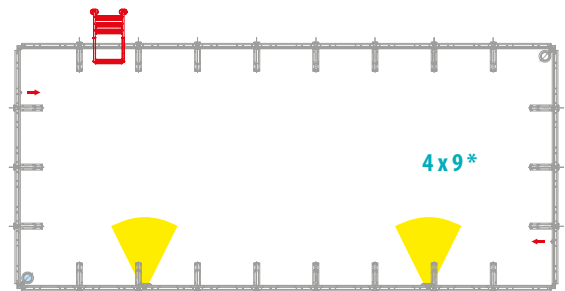
36



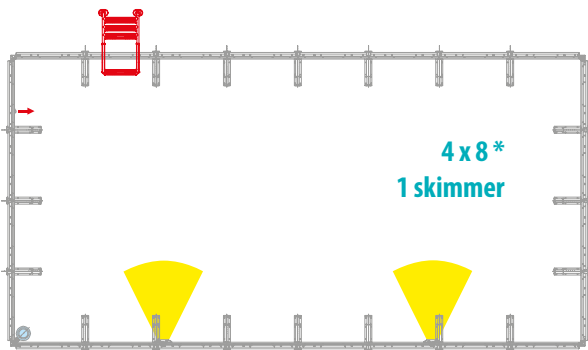
37



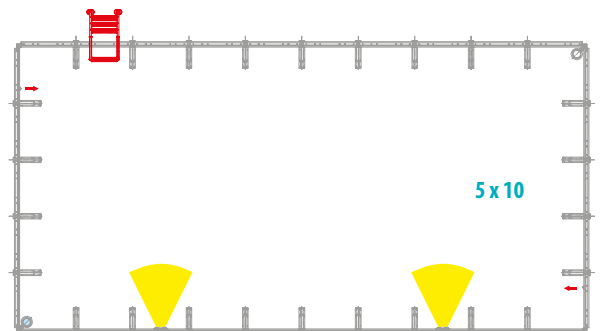
49



48



510



* This sizes don't allow the placement of the ladder on the center of the short side.

ABOVE GROUND POOLS - DIVINA

INFINITY *Divina*

CONTEMPORARY SEMI-UNDERGROUND

Divina, the latest addition to the Laghetto Pool Design range, already expresses from its name the style and charm that distinguish it.

Its semi-underground basin is wrapped in panels with a pleasant synthetic rattan finish, hand woven on aluminium frame; embellished with a sunbed and seats with soft cushions in nautical Sky, can be equipped like a traditional swimming pool: LED spotlights, swimming against the current and heater, which allows you to enjoy the pleasure of the pool for longer.

Equipped with skimmer filtration system, with a technical room under the sunbathing area, it can be installed without impacting construction works and in just a few days.

Divina Infinity is the new concept of overflow semi-inground pool, launched in 2022, available for assembly only on concrete basement. It represents a new elegant proposal that allows to enjoy the maximum of your pool in terms of elegance, design and performances.

FEATURES

- ▶ Size: 35 - 36- 37 - 48
- ▶ Filtration: Overflow + sand filter.
- ▶ RATTAN PANEL COLOR: Laghetto White - Grey
- ▶ LINER COLOR: White - Beige
- ▶ MODEL: Version only for assembly on concrete base





Infinity Divina is a semi-grounded pool as Divina, but Resort has a filtration with the overflow system. The water mirror sizes are the same as Divina. Infinity model is available only in the version with structure for assembly on concrete base.

SEMI-INGROUND POOLS - DIVINA INFINITY

DIVINA Infinity model



5 1/2 years
WARRANTY




1
Internal structure

2
Pool liner



5
Panels with integrated top edge



9
Divina Infinity cushions



1
Internal structure with ground containment panels. Stainless steel structure and zinc magnesium steel parts. ZMSV-TEC technology.

2
Prefabricated pool liner made of exclusive Trevira coated fabric, anti-UV treated and with a tensile strength of 430 kg / 5cm. Available in White or Beige.

3
Overflow channel specific for Laghetto overflow system.

4
Vacuum cleaner system.

6
Filtration arrangement package: Overflow, automatic filling, overflow system and inlet nozzles.

7
High brightness LED spotlight:
1 Spot until model 36,
2 Spots from model 37.

8
Stainless steel ladder with platform for Divina Infinity.

9
Divina Infinity cushions - nautical sky fabric. The kit includes cushions to cover the technical room.

Panels and top edge integrated in one piece made of Wicker. Available in two colors: grey or laghetto White. Pool liner color choice: sand or white

POOL KIT

$$= 1 + 2 + 3 + 4 + 5 + 6 + 7 + 8 + 9$$



ATTENTION: FILTRATION SYSTEM NOT INCLUDED SEE PAGE 584

DIVINA Infinity model



INFINITY *Divina*

Laghetto model	Description	Laghetto reference	Code
35	3x5 X H.1,3 (water mirror) Infinity KIT WITH WHITE POOL LINER + LAGHETTO WHITE PANELS (filtration system not included)	KITDSI35BIBI	-
35	3x5 X H.1,3 (water mirror) Infinity KIT WITH BEIGE POOL LINER + LAGHETTO WHITE PANELS (filtration system not included)	KITDSI35BEBI	-
35	3x5 X H.1,3 (water mirror) Infinity KIT WITH WHITE POOL LINER + GREY PANELS PANELS (filtration system not included)	KITDSI35BIGR	-
35	3x5 X H.1,3 (water mirror) Infinity KIT WITH BEIGE POOL LINER + GREY PANELS PANELS (filtration system not included)	KITDSI35BEGR	-
36	3x6 X H.1,3 (water mirror) Infinity KIT WITH WHITE POOL LINER + LAGHETTO WHITE PANELS (filtration system not included)	KITDSI36BIBI	-
36	3x6 X H.1,3 (water mirror) Infinity KIT WITH BEIGE POOL LINER + LAGHETTO WHITE PANELS (filtration system not included)	KITDSI36BEBI	-
36	3x6 X H.1,3 (water mirror) Infinity KIT WITH WHITE POOL LINER + GREY PANELS PANELS (filtration system not included)	KITDSI36BIGR	-
36	3x6 X H.1,3 (water mirror) Infinity KIT WITH BEIGE POOL LINER + GREY PANELS PANELS (filtration system not included)	KITDSI36BEGR	-
37	3x7 X H.1,3 (water mirror) Infinity KIT WITH WHITE POOL LINER + LAGHETTO WHITE PANELS (filtration system not included)	KITDSI37BIBI	-
37	3x7 X H.1,3 (water mirror) Infinity KIT WITH BEIGE POOL LINER + LAGHETTO WHITE PANELS (filtration system not included)	KITDSI37BEBI	-
37	3x7 X H.1,3 (water mirror) Infinity KIT WITH WHITE POOL LINER + GREY PANELS PANELS (filtration system not included)	KITDSI37BIGR	-
37	3x7 X H.1,3 (water mirror) Infinity KIT WITH BEIGE POOL LINER + GREY PANELS PANELS (filtration system not included)	KITDSI37BEGR	-
48	4X8 X H.1,3 (water mirror) Infinity KIT WITH WHITE POOL LINER + LAGHETTO WHITE PANELS (filtration system not included)	KITDSI48BIBI	-
48	4X8 X H.1,3 (water mirror) Infinity KIT WITH BEIGE POOL LINER + LAGHETTO WHITE PANELS (filtration system not included)	KITDSI48BEBI	-
48	4X8 X H.1,3 (water mirror) Infinity KIT WITH WHITE POOL LINER + GREY PANELS PANELS (filtration system not included)	KITDSI48BIGR	-
48	4X8 X H.1,3 (water mirror) Infinity KIT WITH BEIGE POOL LINER + GREY PANELS PANELS (filtration system not included)	KITDSI48BEGR	-

Laghetto model	Description	Laghetto reference	Code
35-36	10 m³/h Sand Filtration SYSTEM for infinity 35 and 36: FILTER, PUMP, PIPING AND FITTINGS (add to infinity pool kit)	DESA10DSI	-
37	15 m³/h Sand Filtration SYSTEM for infinity 37: FILTER, PUMP, PIPING AND FITTINGS (add to infinity pool kit)	DESA15DSI37	-
48	15 m³/h - Sand Filtration SYSTEM for infinity 48: FILTER, PUMP, PIPING AND FITTINGS (add to infinity pool kit)	DESA15DSI48	-

DIVINA model



5 1/2 years
WARRANTY





1
Internal structure

2
Pool liner



5
Panels with integrated top edge.



9

Ground containment panels.



3
Filtration System (as in the diagram)
attention: the filtration system doesn't include
the electrical panel.




AstralPool sand filters

4
High brightness LED spotlight:
1 Spot until model 36,
2 Spots from model 37

6
Vacuum cleaner system.

7
Fixing and alignment kit.



8
Luxury specific for Divina version.



POOL KIT

$$= 1 + 2 + 3 + 4 + 5 + 6 + 7 + 8 + 9$$



PANELS AND TOP EDGE INTEGRATED IN ONE
PIECE MADE OF WICKER. AVAILABLE IN TWO
COLORS: GREY OR LAGHETTO WHITE.
POOL LINER (COLOR CHOICE: SAND OR WHITE)

x =

- BIGR** (white liner and grey panels)
- BIBI** (white liner and Laghetto white panels)
- BEGR** (beige liner and grey panels)
- BEBI** (beige liner and Laghetto white panels)

SEMI-INGROUND POOLS - DIVINA

DIVINA model

structure ONLY for assembly on CONCRETE BASE



Divina

Laghetto model	Description	a) Laghetto reference	Code
3x5	1 skimmer 10 m³ h sand filtering system	KITDVC35XS10DSCA	-
3x6	1 skimmer 10 m³ h sand filtering system	KITDVC36XS10DSCA	-
3x7	1 skimmer 10 m³ h sand filtering system	KITDVC37XS10DSCA	-
4x8	1 skimmer 10 m³ h sand filtering system	KITDVC48XS10DSCA	-

Steel basement structure

structure ONLY for assembly on GROUND



Divina

Dolcevita Divina can be inserted in any context you like also avoiding the construction of a reinforced concrete slab using a special modular base frame made of powder-coated steel.

Laghetto model	Description	b) Laghetto reference	c) Steel basement structure*	Code
3x5	1 skimmer 10 m³ h sand filtering system	KITDVC35XS10DSTB	DVC35KITTB	-
3x6	1 skimmer 10 m³ h sand filtering system	KITDVC36XS10DSTB	DVC36KITTB	-
3x7	1 skimmer 10 m³ h sand filtering system	KITDVC37XS10DSTB	DVC37KITTB	-
4x8	1 skimmer 10 m³ h sand filtering system	KITDVC48XS10DSTB	DVC48KITTB	-

*Please remember to add also steel basement structure code in the purchase order, as page 577.

Substitute **X** for the following 4 letters, according to the desired color combination:

BIGR white liner and grey panels

BEGR beige liner and grey panels

BIBI white liner and Laghetto white panels

BEBI beige liner and Laghetto white panels

POP!

is the range of above ground pools with which Laghetto celebrate its first 40 years in the swimming pool industry.

It's the result of four decades of patents and innovative projects and represent the highest expression of quality on the above ground pools market.

The Pop range is available both in 100 and 120 cm water depth in a wide choice of soft, cool and fashion colors you can set in a pleasant and unconventional way in your space or garden.

STANDARD EQUIPMENT

- ▶ LED lights.
- ▶ Safety ladder.
- ▶ Exclusive Laghetto water filtration and treatment system. Choice of AstralPool sand filters.
- ▶ Special foot blocks for ground assembly.

POP!



WARRANTY

5/2

years

GARANZIA

POOL WARRANTY: 5 YEARS
 GARANZIA PISCINA: 5 ANNI
 GARANTIE BASSIN: 5 ANS

ACCESSORIES WARRANTY: 2 YEARS
 GARANZIA ACCESSORI: 2 ANNI
 GARANTIE ACCESSOIRES: 2 ANS

POP!

Pool liner



LINER

Made of PVC coated polyester fabric membrane is incredibly strong (it easily pass DIN 53354 test up to traction of 430 Kg on 5 cm), it is treated with a special coating that prevents dirt from attaching to exposed areas and provides protection against damage caused by UV light to be very durable. Every Laghetto POP liner is available in 6 cool colors and comes with the distinctive red label.

Patented Laghetto skimmer



LAGHETTO SKIMMER

The legendary skimmer of Piscine Laghetto is directly attached to the corner of the pool liner. The floating head skims the water surface with a perfectly efficient 360 degree action. This is the most effective skimmer design on the market.

Every skimmer includes a pre-filter basket (if used with sand or cartridge filtration systems) or a special microfiber fabric filtrating element (Boa system). The wide excursion of the floating head follows the water level precisely for a better efficiency and avoids almost completely unwanted air draw that can damage the pump of the filtration system.

Every skimmer head is equipped with devices for the safety of all swimmers.



Above-ground pool foot support



FOOT BLOCKS

Every pool is supplied with a complete set of foot blocks that replace the need for any support under the pool legs by providing a solid base.

Foot blocks come in white color to match the structure and the top of the Liners.



Laghetto pipes



PIPINGS

The pipes of the filtration systems are another of the high quality components that characterize Piscine Laghetto products. Pipes for POP pools are made of highly resistant and durable white corrugated PVC, with one - and - a half inch fittings, pressure mounted and glued together (factory assembled to ensure the best possible seal over time). The pipes, with threaded connectors and gaskets, are screwed to the wall fittings of the pool and to nipples of the filtering system, without using any type of cable tie.

Safety ladder



LAGHETTO SAFETY LADDER

Introduced already back in year 2000, Piscine Laghetto safety ladder is the most stable and secure aboveground pool ladder on the market.

It's connected directly to the pool structure to avoid overturning and the outside steps can be lifted to avoid the entrance of the kids when the pool is unattended or unused.



Vacuum cleaner



VACUUM CLEANER

Every POP Pool kit also include a vacuum cleaner (pipe length varies according to the pool size and the number of skimmers).



AstralPool sand filters



SAND FILTRATION SYSTEMS

The technical partnership between Piscine Laghetto and AstralPool introduces the 6, 10 and 15 mc/h sand filters in all swimming pool kits.



POP! model: Colors choice



... ML
CATERPILLAR GREEN



... LV
BUTTERFLY LILAC



... CR
SEA SAND



... BL
LAGHETTO BLUE



The range of Laghetto Pop pools is available in 4 colors: Caterpillar Green, Butterfly Lilac, Sea Sand and Laghetto Blue.

POP!	WATER SIZE (m)	AVAILABLE COLOURS	ENCUMBRANCE WITH FOOT SUPPORTS (m)	ENCUMBRANCE WITHOUT FOOT SUPPORTS (m)	VOLUME (m ³)
24	2,80 x 4,00 x h.1,2		3,84 x 5,04	3,60 x 4,80	13,5
25	2,80 x 5,30 x h.1,2		3,84 x 6,34	3,60 x 6,10	17
26	2,80 x 6,60 x h.1,2		3,84 x 7,64	3,60 x 7,40	21,5
27	2,80 x 7,80 x h.1,2		3,84 x 8,84	3,60 x 8,60	25
46	4,00 x 6,60 x h.1,2		5,04 x 7,64	4,80 x 7,40	30,5
47	4,00 x 7,80 x h.1,2		5,04 x 8,84	4,80 x 8,60	36
49	4,00 x 9,00 x h.1,2		5,04 x 10,04	4,80 x 9,80	41,5
510	5,30 x 10,25 x h.1,2		6,34 x 11,29	6,10 x 11,05	62,5
511	5,30 x 11,50 x h.1,2		6,34 x 12,54	6,10 x 12,30	70
612	6,60 x 12,70 x h.1,2		7,64 x 13,74	7,40 x 13,50	96,5

CRYSTAL POP! ✨

CRYSTAL POP

Something thrilling for the 2022 summer? A new above ground pool that will fascinate everyone with its strips of transparent liner that create a suggestive light effect both during the day and the night, when it creates a magical and inimitable atmosphere.

Available in two sizes and two liner colors, it is equipped with a sand filtration system (6 m³/h) and all the same equipment as POP pools, with led lights to create and emphasize the magic of light beams through the crystal transparent liner stripes.

FEATURES

- ▶ Size: 24 (2X4M) - 25 (2X5M).
- ▶ Color: white or beige.
- ▶ Filtration: Sand - 6 m³/h.



WARRANTY

3²

years

GARANZIA

POOL WARRANTY: 3 YEARS

GARANZIA PISCINA: 3 ANNI

GARANTIE BASSIN: 3 ANS

ACCESSORIES WARRANTY: 2 YEARS

GARANZIA ACCESSORI: 2 ANNI

GARANTIE ACCESSOIRES: 2 ANS

CRYSTAL POP! ✨

Description	Laghetto reference	Code
Crystal Pop 24 - WHITE - Pool kit filter 6 mc/ h 1 skimmer - 1 spotlight	KITCRYS24BIS6	-
Crystal Pop 25 - WHITE - Pool kit filter 6 mc/ h 1 skimmer - 1 spotlight	KITCRYS25BIS6	-
Crystal Pop 24 - BEIGE - Pool kit filter 6 mc/ h 1 skimmer - 1 spotlight	KITCRYS24BES6	-
Crystal Pop 25 - BEIGE - Pool kit filter 6 mc/ h 1 skimmer - 1 spotlight	KITCRYS25BES6	-





DAY AND NIGHT



POP! model

POP!



- Pool kits with 1 / 2 skimmers, sand filter, manual pool cleaner, ladder, 1 / 2 small LED spotlights and support footblocks.

Laghetto model	Description	Total dimensions (W x L x H) cm	Water dimensions (W x L x H) cm	Water volume Litres	Packaging dimensions	Total gross weight Kg	Laghetto reference	Color	Code
POP - 24	Pool kit filter 6 m ³ / h 1 skimmer 1 spotlight LED	384x504	280x400x120	13500	110 x 140 x 125	184	KITPOP24MLS6	caterpillar green	69366
							KITPOP24CRS6	sea sand	69369
							KITPOP24LVS6	butterfly lilac	69376
POP - 25	Pool kit filter 6 m ³ /h 1 skimmer 1 spotlight LED	384x634	280x530x120	17000	110 x 140 x 130	205	KITPOP25MLS6	caterpillar green	69365
							KITPOP25CRS6	sea sand	69370
							KITPOP25LVS6	butterfly lilac	69379
POP - 26	Pool kit filter 6 m ³ / h 1 skimmer 1 spotlight LED	384x764	280x660x120	21500	110 x 140 x 160	224	KITPOP26MLS6	caterpillar green	-
							KITPOP26CRS6	sea sand	69371
							KITPOP26LVS6	butterfly lilac	69378
POP - 27	Pool kit filter 10 m ³ / h 1 skimmer - 1 spotlight LED	384x884	280x780x120	25000	100 x 140 x 160	258	KITPOP27MLS	caterpillar green	70481
							KITPOP27CRS	sea sand	70857
							KITPOP27LVS	butterfly lilac	-
POP - 46	Pool kit filter 10 m ³ / h 1 skimmer - 1 spotlight LED	504x764	400x660x120	30500	110 x 140 x 160	262	KITPOP46MLS	caterpillar green	69367
							KITPOP46CRS	sea sand	-
							KITPOP46LVS	butterfly lilac	-
POP - 47	Pool kit filter 10 m ³ / h 1 skimmer - 1 spotlight LED	504x884	400x780x120	36000	110 x 140 x 170	287	KITPOP47MLS	caterpillar green	69368
							KITPOP47CRS	sea sand	69373
							KITPOP47LVS	butterfly lilac	-
POP - 49	Pool kit filter 15 m ³ / h 2 skimmers - 1 spotlight LED	504x1004	400x900x120	41500	100 x 140 x 180	335	KITPOP49BLGS	laghetto blue	-
							KITPOP49CRGS	sea sand	-
POP - 510	Pool kit filter 15 m ³ / h 2 skimmers - 1 spotlight LED	634x1129	530x1025x120	62500	120 x 140 x 180	402	KITPOP510BLGS	laghetto blue	-
							KITPOP510CRGS	sea sand	-
POP - 511	Pool kit filter 15 m ³ / h 2 skimmers - 1 spotlight LED	634x1254	530x1150x120	70000	120 x 140 x 180	480	KITPOP511BLGS	laghetto blue	-
							KITPOP511CRGS	sea sand	-
POP - 612	Pool kit filter 15 m ³ / h 2 skimmers - 1 spotlight LED	764x1374	660x1270x120	96500	120 x 140 x 180	480	KITPOP612BLGS	laghetto blue	-
							KITPOP612CRGS	sea sand	-

POP! accessories - Covers



POP!



POOL COVER



SUN COVER

Description	Code	Description	Code
Isothermal bubble cover POP24	LACS24	Isothermal bubble cover POP47	LACS47
Winter cover grey POP24	LACH24G	Winter cover grey POP47	LACH47G
Winter cover beige POP24	LACH24BE	Winter cover beige POP47	LACH47BE
Winter cover blue POP24	LACH24BL	Winter cover blue POP47	LACH47BL
Isothermal bubble cover POP25	LACS25	Isothermal bubble cover POP49	LACS49
Winter cover grey POP25	LACH25G	Winter cover grey POP49	LACH49G
Winter cover beige POP25	LACH25BE	Winter cover beige POP49	LACH49BE
Winter cover blue POP25	LACH25BL	Winter cover blue POP49	LACH49BL
Isothermal bubble cover POP26	LACS26	Isothermal bubble cover POP50	LACS50
Winter cover grey POP26	LACH26G	Winter cover grey POP50	LACH50G
Winter cover beige POP26	LACH26BE	Winter cover beige POP50	LACH50BE
Winter cover blue POP26	LACH26BL	Winter cover blue POP50	LACH50BL
Isothermal bubble cover POP27	LACS27	Isothermal bubble cover POP51	LACS51
Winter cover grey POP27	LACH27G	Winter cover grey POP51	LACH51G
Winter cover beige POP27	LACH27BE	Winter cover beige POP51	LACH51BE
Winter cover blue POP27	LACH27BL	Winter cover blue POP51	LACH51BL
Isothermal bubble cover POP46	LACS46	Isothermal bubble cover POP62	LACS62
Winter cover grey POP46	LACH46G	Winter cover grey POP62	LACH62G
Winter cover beige POP46	LACH46BE	Winter cover beige POP62	LACH62BE
Winter cover blue POP46	LACH46BL	Winter cover blue POP62	LACH62BL

ABOVE GROUND POOLS - POP

POP! model: Standard accessories position -

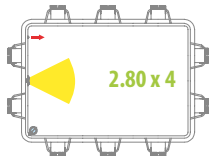
Skimmer, inlet and light

POP!

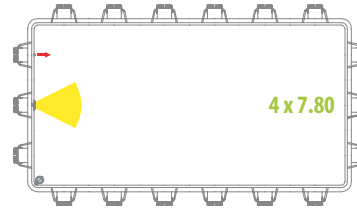
CRYSTAL
POP!



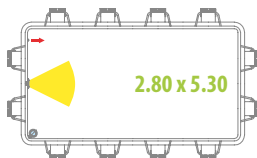
24 POP and 24 CRYSTAL POP



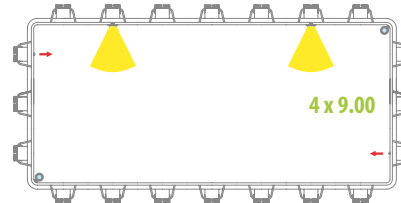
47



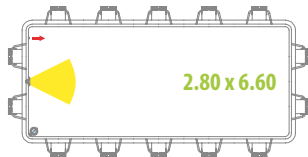
25 POP and 25 CRYSTAL POP



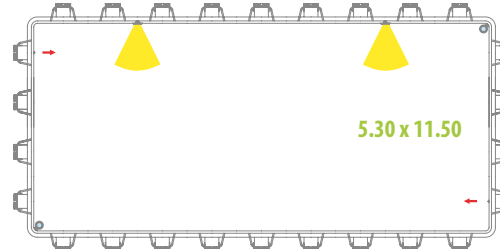
49



26



511



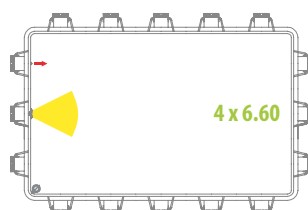
27



510



46



612



PISCINE
LAGHETTO®



your water mirror



Dolce Vita

Elegant in design, this system has revolutionized the world of pools. The unbeatable quality rattan and sound technology ensure a long service life.



PLAYA

An extremely elegant mini-pool that is perfectly suited for terraces and gardens.

Hot water, an air massage and bubble feature, and a space for sunbathing.

Available in Laghetto's colours: Laghetto white and grey.



POP!

The classic above-ground pool has been revamped to bring colour into your garden.

Pop! can be white, sand, green or lilac. Design adapted to new technology backed by 40 years of experience.

For further information go to:

www.piscinelaghetto.com

Classic

THE CLASSIC LAGHETTO

Classic is the line of above ground pools that for decades has represented the history of the above ground pool and of the Piscine Laghetto brand, thanks to the unrivalled mix of quality, durability and reliability.

Classic is continuity in the Piscine Laghetto tradition, made up of made in Italy swimming pools, the result of unceasing evolution and over 40 years of research, experience and innovation that allow those pools to be used in the widest variety of contexts and conditions.



TECHNICAL FEATURES

High impermeability PVC coated high strength pool membrane

Patented Laghetto skimmer with 360 degrees performance

Heavy duty PVC pipes and fitting

Safety ladder

Exclusive Laghetto filtration systems

Foot blocks for assembly on unpaved surfaces

Vacuum cleaner



PROFESSIONAL

The technology of Laghetto **Professional** is also the base for the production of large pools that are used worldwide by event organizers that need a pool ready in a few hours, extraordinarily strong, suitable to resist the many different situations.

The design capacity of our research and development team is able to satisfy every request from the customer.

Professional is available in customisable sizes from 7.5 x 15 m. Available water heights: 60, 100, 120 cm.

CLASSIC model

Classic



Laghetto model	Water size	Water height	Total encumbrance*	Volume (mc)	Laghetto reference	Code
24 with 4 m ³ /h sand filtration system	2.80 x 4.00	1.2	3.84 x 5.04	13.5	KITCLA24S4	
24 with 6 m ³ /h sand filtration system	2.80 x 4.00	1.2	3.84 x 5.84	13.5	KITCLA24S6	
25 with 6 m ³ /h sand filtration system	2.80 x 5.30	1.2	3.84 x 6.34	17	KITCLA25S6	
26 with 6 m ³ /h sand filtration system	2.80 x 6.60	1.2	3.84 x 7.64	21.5	KITCLA26S6	
27 with 6 m ³ /h sand filtration system	2.80 x 7.80	1.2	3.84 x 8.84	25	KITCLA27S6	
27 with 10 m ³ /h sand filtration system	2.80 x 7.80	1.2	3.84 x 8.84	25	KITCLA27S	
47 with 10 m ³ /h sand filtration system	4.00 x 7.80	1.2	5.04 x 8.84	36	KITCLA47S	

* Overall dimensions of the pool including foot blocks.

INOXPPOOL

Inoxpool

ASTRALPOOL 



- + Pool manufactured in one piece in satin-finish, AISI-316L stainless steel.
- + With a 2 mm thickness wall and with skimmers. It includes a non-slip bottom.
 - Hydraulic pre-installation included.
 - Ready to connect.
 - Easy installation, without building work.
 - Total security and quality.

+ 2 Different models:

OPTIMAL



Optimal model is a residential pool made in one piece in satin-finish stainless steel, AISI-316L including skimmers. It includes a ladder.

WELLNESS




Wellness model is a residential pool made in one piece in satin-finish stainless steel, AISI-316L including skimmers.

Including:

- Steps
- Hydromassage bench
- Hydromassage cascade
- Hydromassage water jet
- Cover



Model comparison



	5 x 3 x 1.2 m		7 x 3 x 1.2 m		9 x 3 x 1.2 m		12 x 3 x 1.2 m	
MODELS	Optimal	Wellness	Optimal	Wellness	Optimal	Wellness	Optimal	Wellness
Code	71499	71500	71504	71505	71511	71512	71518	71519

General specifications

Internal dimensions (m)	5 x 2.85 x 1.2		7 x 2.85 x 1.2		8.84 x 2.85 x 1.2		11.84 x 2.85 x 1.2	
External dimensions (m)	5.7 x 3.6 x 1.3		7.7 x 3.6 x 1.3		9.6 x 3.6 x 1.3		12.6 x 3.6 x 1.3	
Water capacity (m ³)	18		24		31		41	
Empty weight / Full weight (kg)	2100 / 20100	2300 / 20300	2650 / 26650	2850 / 26850	3250 / 34250	3350 / 34350	4050 / 45050	4200 / 45200

Characteristics

Skimmers	2	2	2	2	3	3	4	4
Overflow suction	-	-	-	-	-	-	-	-
Return inlet	3	4	3	4	4	5	5	6
Bottom cleaner nozzle	1	1	1	1	1	1	2	2
Main drains	2	2	2	2	2	2	2	2
Projectors	2	2	2	2	2	2	3	3

Accessories

Ladder (3 steps)	•	-	•	-	•	-	•	-
Steps	-	•	-	•	-	•	-	•
Hydromassage bench	-	•	-	•	-	•	-	•
Hydromassage cascade	-	•	-	•	-	•	-	•
Hydromassage water jet	-	•	-	•	-	•	-	•
Hydromassage beds	-	-	-	-	-	-	-	-
Countercurrent	-	-	-	-	-	-	-	-
Cover	-	•	-	•	-	•	-	•

Recommended equipment

Hydraulic button and timer	-	45218 + 35761	-	45218 + 35761	-	45218 + 35761	-	45218 + 35761
Blower pump for hydro beds	-	-	-	-	-	-	-	-
Blower pump for hydro bank	-	35388	-	35388	-	35388	-	35388



SPAS AND SAUNAS



604	Our range of spas	620	In-ground residential spas
605	Colour chart for spas	622	Compact filtration for spas
605	Coding structure for private spas with cabinet	623	Complements for spas
605	Types of coatings	625	Liner accessories
606	Optional equipment	629	Pool Jet accessories
607	Standard equipment	630	Accessories for minispas
612	Spa range - Ocean Dreams range	633	Electrical accessories for spas / mini spas
615	Spa range - Essential range	634	Air blowers
617	Spa range - Swimspa range	637	Saunas
		643	Accessories - Saunas

Our range of spas



Ocean Dreams range

- + A range of spas intended for the most demanding users.
- + Ergonomic spas, with numerous features and configuration settings.



Swimspa range

- + Swimspas are small residential pools.
- + Versatile, powerful and compact. A health and wellness centre available all year round.



Essential range








- + The Essential range seeks to strike a balance between functionality, performance and cost.



Commercial range

- + Spas designed for commercial spaces, wellness centres, hotels...
- + A wide range of options and finishes that cover all needs. Spas with both an acrylic and mosaic tile finish.

Colour chart for spas

						
N° 44 WHITE	N° 46 BLUE MARBLE	N° 59 STERLING	N° 64 PEARL SHADOW While stocks last	N° 72 PEARL CAMEO While stocks last	N° 27 SILVER	N°18 SAND While stocks last

Coding structure for private spas with cabinet

The coding structure for the wood cabinet spas is made up of 10 digits. The first 5 digits refer to the Spa model and the following ones indicate the range, coating and the colour of the accessories as it is also necessary to specify the colour.

This coding system will be structured in the following way:

XXXXX	X	X	X	XX	CL	XX
Spa Model	Range	Coating type	Accessory colour	Accessories	Variation	Colour

Position 1 to 5: Standard code 5 figure code

Position 6: Product range definition

S	Standard
A	Plus

Position 7: Coating type definition

1	Coastal Grey portable spa with cabinet
4	Portable spa without cabinet
E	In-ground spa, compact kit version
B	Urban Grey cabinet
K	Graphite cabinet
P	Graphite cabinet with screw
R	Thunder cabinet
Q	Thunder cabinet with screw
T	Creek cabinet
C	Infinity cabinet
S	Solid Surface
W	Butterfly cabinet



Position 8: Accessories colour definition

3	Stainless steel
---	-----------------

Positions 9 to 10: Options configuration definition

00	Std + Cover
05	Std + Cover + ECOspa
20	Std + Cover + LumiPlus
21	Std + Cover + ECOspa + LumiPlus
23	Std + Cover + LumiPlus + Audio
32	Std + Cover + LumiPlus + Stainless steel bar on cabinet
27	Std + Cover + LumiPlus + ECOspa + Stainless steel bar on cabinet
33	Std + Cover + LumiPlus + Audio + Stainless steel bar on cabinet
34	Std + Cover + LumiPlus + ECOspa + Audio
35	Std + Cover + LumiPlus + ECOspa + Audio + Stainless steel bar on cabinet
56	Std + Cover + LumiPlus + EcoSpa + Audio + Stainless Steel Bar on Cabinet + Wi-Fi Touch Panel
55	Std + Cover + LumiPlus + EcoSpa + Nordic Insulation + Audio + Stainless Steel Bar on Cabinet + Wi-Fi Touch Panel
0J	Std + Cover + LumiPlus + EcoSpa + Stainless Steel Bar on Cabinet + Blue Connect Plus

Types of coatings

Graphite	Coastal Grey	Thunder	Creek	Butterfly	Urban Grey	Infinity	Solid Surface
							

EcoSpa



EcoSpa is one of the best thermal insulation systems currently available in the market. This comprehensive system manages to minimize heat loss by convection and conduction, and to use the heat generated by the heater and pumps found in the spa. The walls have an exclusive 30 mm thick layer of polyurethane foam insulation. A strong ABS substructure of insulating plastic at the bottom of the spa ensures total water tightness. Finally, an isothermal cover of between 100 and 130 cm thick gives extra insulation.

All of these features reduce heat loss to a minimum and maximize the recovery of the heat generated by the spa's components, thus reducing energy consumption by up to 67%. With ECOSpa, consumption to maintain the water at 38° with a room temperature of 20° is 6.48 kW/h, while without this system it is 19.52 kW/h.

EcoSpa option

NORDIC INSULATION SYSTEM



Nordic Insulation System


NORDIC INSULATION SYSTEM is designed for cold environments and can enhance your spa's energy efficiency.

The Nordic insulation system comprises a 10mm insulating material composed of five layers. This insulation layer is positioned in the sides and curves of the spa to create an insulating air chamber inside. The five layers are made from:


- Aluminium.
- RC9 bubble + low-density polyethylene (double layer).
- FONPEX non-crosslinked polyethylene foam (20 kg/m³).
- RC9 bubble + low-density polyethylene (double layer).
- Aluminium.

This system is an improvement over the EcoSpa class as it minimizes temperature leak zones and optimizes spa energy performance in extreme temperature situations.

Difference between the EcoSpa and Nordic insulation systems in thermal imaging:



Spa with EcoSpa



Spa with Nordic insulation system

Wi-Fi Touch panel

The Balboa Wi-Fi control panel is an app for your smart device (Android™ or iPhone®) which lets you access your spa over the internet from anywhere, home or away. All you need is a 3G, 4G or Wi-Fi connection to access and control your spa over your mobile phone or tablet.


By using the Wi-Fi control panel, you can make sure that your spa is ready for use every time you want to take a dip. Instead of having to go outside and fiddle around with the buttons on the control panel, this app will enable you to change your spa's settings from your mobile phone or tablet.

The app has a full control interface so you can set the water temperature, run the massage pumps and even control the filtration cycle.



OPTIONAL EQUIPMENT

LumiPlus + Bluetooth Audio System, only available for fully skirted portable spas



Natural treatments are one of the main sources of health provided by a spa. Chromotherapy and music therapy are the perfect accompaniment to any hot tub.

Chromotherapy is the natural technique based on the use of colours to help your mind and body find their natural physical, mental and emotional balance. By choosing the LumiPlus option, 5 LED spotlights are added to your spa so that you can enjoy a spectacular ambient lighting system. Thanks to the 5 LED spotlights, you can choose the colours that match your mood at any given time.



The Bluetooth Audio System enables music to be played from any mobile phone, MP4 Player or audio equipment via a simple Bluetooth connection, without the need for any cables and with coverage of up to 7 metres. Now you can truly make your spa a centre of relaxation, health and beauty.

The Advance range has a 4.1 Bluetooth Audio system made up of 4 external loudspeakers, an internal subwoofer and a Bluetooth receiver.

The Essential range has a 2.1 Bluetooth Audio system made up of 2 external loudspeakers, an internal subwoofer and a Bluetooth receiver.

LumiPlus + Bluetooth Audio System option

Blue Connect Plus



Enjoy your Hot Tub with peace of mind

Blue Connect analyzes the quality of the water and shows you the needed chemicals for the maintenance of your Hot Tub.

Advanced technology connected to your smartphone

Blue Connect Plus is a smart hot tub water analyser that controls the quality of your water and informs you about the number of products available for your hot tub. All from your smartphone.

Sit back and relax. Thanks to Blue Connect, your Hot Tub is at your fingertips

Monitor your Hot Tub wherever you are with the connected Hot Tub water analyzer and the free Blue Connect app.

STANDARD EQUIPMENT

Balboa Electronics, standard in all spas



AstralPool only uses new generation control systems made by BALBOA, a leading supplier of electronic controls for hydromassage tubs and spas.

With the continual improvement made to its designs and its innovative solutions to increase the quality and reliability of its systems, the Balboa EL/GL and VS/GS family of control systems has been designed using patented M7 technology for temperature and flow sensors, and its new universal control system increases the flexibility of its functions and reduces installation and configuration problems.

These characteristics make the controls even more reliable, easier to install and easier to use.



Ozone disinfection system

Ozone is "active oxygen", a special element found in nature. Ozone is a powerful oxidising agent and, unlike traditional chemical products, it does not leave toxic waste behind, and when it has done its work it simply turns back into oxygen. Moreover, tests have proved that it effectively kills bacteria and mould.

AstralPool manufactures spas that give high quality performance and supplies an integrated ozone generator as a standard feature in all of its portable spas. The ozonator has numerous benefits: the water in spas will be safer, cleaner, purer, free of chloramines, trihalomethane and other chlorine by-products, with a high redox potential. Greater water clarity and algae control are obtained using lower concentrations of chemical substances.

A spa with water purified with ozone is one of the most pleasant relaxation and hydrotherapy experiences.



Ultraviolet disinfection system

Spas equipped with the ultraviolet system are disinfected using UV technology. Thanks to a UV lamp, all bacteria in the water are destroyed. The advantages of the ultraviolet system can be summarized as follows:

- It ensures water remains fresh, clean and clear.
- It is an efficient and safe way of disinfecting the water.
- Its UV-C light breaks down combined chlorine.
- It protects the water from germs.
- It keeps the formation of mould, bacteria and algae under control.
- It can reduce the amount of chlorine and other chemical products used by up to 80%.
- It prevents the smell of chlorine and irritation to the skin and eyes (bloodshot eyes).
- It is more environmentally friendly than traditional methods.

Using this system, all bacteria, mould and algae will automatically be removed from your spa, and it will be protected from germs without the need for any kind of maintenance.



Aroma, only available for spas with a blower

Aromatherapy offers the therapeutic properties of pure aromas for a natural treatment and makes a significant contribution in helping to restore your natural state of balance and harmony.

Nobody is indifferent to smells. They bring to mind emotions, memories and ideas. Increase the relaxing effect of your tub by adding a fragrance!



Model comparison



MODELS	Ocean Dreams range						Essential range			
	Pure	New'Art	Evolution	Atlantida 70	Pacific 70	Ocean 70	Select E	Emotion E	Equilibre E	Balance E
Code	68450	68449	32474	62399	69130	69863	76894	69122	73076	74134
General Information										
Size cm (± 2 cm)	220 x 220 x 78	220 x 220 x 78	233 x 233 x 91	216 x 216 x 90	216 x 216 x 90	216 x 167 x 74	216 x 216 x 90	216 x 216 x 90	216 x 167 x 74	198 x 198 x 74
Places (Seats/Loungers)	4 (4 / -)	5 (3 / 2)	5 (3 / 2)	5 (3 / 2)	6 (5 / 1)	3 (1 / 2)	6 (5 / 1)	5 (3 / 2)	3 (2 / 1)	5 (3 / 2)
Graphite Cabinet	-	-	•	•	•	•	•	•	-	-
Coastal Grey cabinet	-	-	-	-	-	-	-	-	-	-
Thunder Cabin	-	-	Optional	Optional	Optional	Optional	Optional	Optional	-	-
Creek Cabinet	-	-	Optional	Optional	Optional	Optional	-	-	-	-
Butterfly Cabinet	-	-	Optional	Optional	Optional	Optional	-	-	-	-
Infinity Cabinet	-	-	-	-	-	-	-	-	•	•
Solid surface Cabinet	•	•	-	-	-	-	-	-	-	-
Without cabinet	-	-	Optional	Optional	Optional	Optional	Optional	Optional	Optional	Optional
Options										
EcoSpa thermal insulation	•	•	Optional	Optional	Optional	Optional	Optional	Optional	Optional	Optional
Nordic Insulation	Optional	Optional	Optional	Optional	Optional	Optional	-	-	-	-
Bluetooth Audio system	Optional (Sist. 4.1)	Optional (Sist. 4.1)	Optional (Sist. 4.1)	Optional (Sist. 4.1)	Optional (Sist. 4.1)	Optional (Sist. 4.1)	Optional (Sist. 2.1)	Optional (Sist. 2.1)	-	Optional (Sist. 2.1)
LumiPlus LED lighting system	•	•	•	•	•	•	Optional	Optional	-	-
Stainless steel jets	•	•	•	•	•	•	•	•	•	•
Stainless steel bar	-	-	•	•	•	•	-	-	-	-
Wi-Fi Touch Panel	Optional	Optional	Optional	Optional	Optional	Optional	-	-	-	-
Blue Connect Plus	-	-	Optional	Optional	Optional	Optional	-	-	-	-
Configurations										
No of jets	27	28	56	52	51	42	51	32	26	31
No. of blower nozzles	12	14	16	14	10	-	-	12	-	12
Waterfalls	-	-	-	2	2	-	1	-	-	-
Water Fountain	-	-	2	-	-	-	-	-	-	-
Headrests	2	3	3	3	3	3	3	3	3	3
Digital control panel	1	1	2	1	1	1	1	1	1	1
Oxynator	-	-	-	-	-	-	•	•	•	•
Ultraviolet	•	•	•	•	•	•	-	-	-	-
Aromatherapy	•	-	•	•	•	-	-	-	-	-
Chromotherapy	5 LEDs + light Tab	5 LEDs + light Tab	5 LEDs + light Tab	5 LEDs + light Tab	5 LEDs + light Tab	5 LEDs + light Tab	1 LED	1 LED	1 LED	1 LED
Structure and Cover										
High-resistance metal structure	•	•	•	•	•	•	•	•	•	•
Insulating ABS base	•	•	•	•	•	•	•	•	•	•
Isothermal cover	•	•	•	•	•	•	•	•	•	•
Technical equipment										
Filter pump	200 W	200 W	200 W	200 W	200 W	200 W	200 W	200 W	-	-
Massage pump	1.8 kW / 2.5 HP	1.8 kW / 2.5 HP	2 x 2.2 kW / 3 HP	2 x 1.8 kW / 2.5 HP	2 x 1.8 kW / 2.5 HP	2.2 kW / 3 HP	2 x 1.8 kW / 2.5 HP	1 x 1.8 kW / 2.5 HP	1,8 kW / 2,5 HP, 2 Vel	1,8 kW / 2,5 HP, 2 Vel.
Blower pump	1150 W	1150 W	400 W	400 W	400 W	-	-	400 W	-	400 W
Electric heater	3 kW	3 kW	3 kW	3 kW	3 kW	3 kW	3 kW	3 kW	3 kW	3 kW
Power consumption and capacity										
Consumption in low amps (W)	3400 W	3400 W	5200 W	4400 W	4400 W	3400 W	3780 W	3400 W	3.400 W	3400 W
Required power (A) at 230 V	14.6 A	14.6 A	22.4 A	19.1 A	19.1 A	14.6 A	16.8 A	14.6 A	14.6 A	14.6 A
230 V or 400 V III connection	•	•	•	•	•	•	•	•	•	•
Water capacity (litres)	975 l	975 l	1.610 l	1.138 l	1.138 l	780 l	930 l	930 l	780 l	935 l
Spa weight (Empty / Full)	450 kg / 1425 kg	450 kg / 1425 kg	378 kg / 1988 kg	327 kg / 1227 kg	327 kg / 1465 kg	229 kg / 1009 kg	327 kg / 1257 kg	327 kg / 1257 kg	307 kg / 1087kg	246 kg / 1181 kg

Model comparison



MODELS	Swimsa range					IN-GROUND range		
	Swimsa Dual	Swimsa Mediterranea	Swimsa Creta	Swimsa Compact	Swimsa Lagoon	Evolution 70	Thalassa E	Ronda 30
Code	74238	64414	67203	69128	74237	49722	78678	49859

General Information

Size cm (± 2 cm)	600 x 230 x 138	500 x 230 x 138	400 x 230 x 138	400 x 230 x 138	400 x 230 x 138	216 x 216 x 90	216 x 216 x 90	Ø 205
Places (Seats/Loungers)	1 Vertical + 4 (2 / 2)	4 (2 / 2)	4 (2 / 1 / 1)	1 Vertical	1 Vertical	5 (3 / 2)	6 (5 / 1)	5 (5 / 0)
Graphite Cabinet	-	-	-	-	-	-	-	-
Coastal Grey cabinet	YES	YES	YES	YES	YES	-	-	-
Thunder Cabin	-	-	-	-	-	-	-	-
Creek Cabinet	-	-	-	-	-	-	-	-
Butterfly Cabinet	-	-	-	-	-	-	-	-
Urban Grey	Optional	Optional	Optional	Optional	-	-	-	-
Solid surface Cabinet	-	-	-	-	-	-	-	-
Without cabinet	Optional	Optional	Optional	Optional	Optional	Yes	Yes	Yes

Options

EcoSpa thermal insulation	Optional	Optional	Optional	Optional	Optional	-	-	-
Nordic Insulation	-	-	-	-	-	-	-	-
Bluetooth Audio system	Optional (Sist. 4.1)	Optional (Sist. 4.1)	Optional (Sist. 4.1)	Optional (Sist. 4.1)	-	-	-	-
LumiPlus LED lighting system	•	•	•	•	•	-	-	-
Stainless steel jets	•	•	•	•	•	•	•	•
Stainless steel bar	•	•	•	•	-	-	-	-
Wi-Fi Spa Control	Optional	Optional	Optional	Optional	-	-	-	-
Blue Connect Plus	Optional	Optional	Optional	Optional	Optional	Optional	Optional	Optional
Rowing Kit	Optional. Code: 74496	-	Optional	-	Optional	-	-	-

Configurations

No of jets	16 + 5 Turbo Jets + 30 Jets	27 + 5 Turbo Jets	54 + 4 Turbo Jets	16+5 Turbo Jets	12	56	28	20 + 10
No. of blower nozzles	-	-	-	-	-	16	16	-
Waterfalls	-	1	-	-	-	-	-	-
Headrests	3	1	3	-	-	3	3	-
Touch Panel	2	1 +aux	1	1	Balboa TP600	1+ aux	1	1
Oxynator	-	-	-	-	-	-	-	-
Ultraviolet	Yes	Yes	Yes	Yes	Yes	-	-	-
Aromatherapy	-	-	-	-	-	-	-	-
Chromotherapy	5 LEDs + light Tab	5 LEDs + light Tab	5 LEDs + light Tab	5 LEDs + light Tab	1 LED	Yes	1 LED (CHROMO-THERAPY)	1 LED (CHROMO-THERAPY)

Structure and Cover

High-resistance metal structure	•	•	•	•	•	•	•	•
Insulating base	•	•	•	•	•	Yes	Yes	Yes
Isothermal cover	•	•	•	•	•	•	Optional	Optional

Technical equipment

Filter pump	400 W + 200 W	400 W	400 W	400 W	400 W	600 W	600 W	600 W
Massage pump	3 x 2.2 kW / 3 HP + 2.2 kW / 3 HP	3 x 2.2 kW / 3 HP	3 x 2.2 kW / 3 HP	3 x 2.2 kW / 3 HP	1,5 kW / 2HP	2 x 2.2 kW / 3 HP	1 x 1.8 kW / 2.5 HP	1 x 1.8 kW / 2.5 HP
Blower pump	-	-	-	-	-	900 W	900 W	900 W
Electric heater	3 kW + 3 kW	3 kW	3 kW	3 kW	3 kW	3 kW	3 kW	3 kW

Power consumption and capacity

Consumption in low amps (W)	9500 W	7000 W	7000 W	7000 W	3400 W	5927 W	3650 W	3650 W
Required power (A) at 230 V	41.3 A	30.4 A	30.4 A	30.4 A	14.78 A	25.8 A	15.9 A	15.9 A
230 V or 400 V III connection	•	•	•	•	•	•	•	•
Water capacity (litres)	6780 l	8500 l	6000 l	6000 l	6000 l	1610 l	980 l	780 l
Spa weight (Empty / Full)	1379 kg / 8159 kg	1177 kg / 9677 kg	1177 kg / 7177 kg	1150 kg / 7150 kg	1150 kg / 7150 kg	378 Kg / 1988 Kg	330 kg / 1310 kg	307 kg / 1445 kg

Pure - Code 68450



White (44)
Solid surface Cabinet



TECHNICAL FEATURES

Size in cm (± 2cm)	220 x 220 x 78
Positions (Seats / Loungers)	4 (4 / -)
Jets + blower nozzles	27 + 12
Maximum consumption in low amp - (A) at 230 V	3400 W - 14.6 A

Spa coding with options generated from the table on page 605.

Options:

- Audio Bluetooth 4.1
- Nordic Insulation
- Wi-Fi Touch Panel
- Blue Connect Plus

	Code	Standard Pack	Standard weight in kg	Standard volume in m ³
PURE				
White Solid Surface Cabinet + PureLine + ECOspa	68450SS336	-	-	-
White Solid Surface Cabinet + PureLine + Bluetooth Audio+ ECOspa	68450SS337	-	-	-

New'Art - Code 68449



White (44)
Solid surface Cabinet



TECHNICAL FEATURES

Size in cm (± 2cm)	220 x 220 x 78
Positions (Seats / Loungers)	5 (3 / 2)
Jets + blower nozzles	28 + 14
Maximum consumption in low amp - (A) at 230 V	3400 W - 14.6 A

Spa coding with options generated from the table on page 605.

Options:

- Audio Bluetooth 4.1
- Nordic Insulation
- Wi-Fi Touch Panel
- Blue Connect Plus

	Code	Standard Pack	Standard weight in kg	Standard volume in m ³
NEW'ART				
White Solid Surface Cabinet + PureLine + ECOspa	68449SS336	-	-	-
White Solid Surface Cabinet + PureLine + Bluetooth Audio + ECOspa	68449SS337	-	-	-

Evolution - Code 32474



White Colour (44)
Graphite Cabinet

TECHNICAL FEATURES

Size in cm (± 2cm)	233 x 233 x 90
Positions (Seats / Loungers)	5 (3 / 2)
Jets + blower nozzles	56+16+2 water fountains
Maximum consumption in low amp - (A) at 230 V	5200 W - 22.4 A

Spa coding with options generated from the table on page 605.

Options:

- ECOSpa
- Audio Bluetooth 4.1
- Nordic Insulation
- Wi-Fi Touch Panel
- Blue Connect Plus

Code	Standard Pack	Standard weight in kg	Standard volume in m ³
------	---------------	-----------------------	-----------------------------------

EVOLUTION

- Metallic structure without furniture + Stainless steel jets + LumiPlus + Cover
- Graphite cabinet + Stainless steel jets + Stainless steel bar + LumiPlus + Cover
- Thunder cabinet + Stainless steel jets + Stainless steel bar + LumiPlus + Cover
- Creek cabinet + Stainless steel jets + Stainless steel bar + LumiPlus + Cover
- Butterfly Cabinet + Stainless Steel Jets + Stainless Steel Bar + LumiPlus + Cover

32474A4320	-	-	-
32474AK332	-	-	-
32474AR332	-	-	-
32474AT332	-	-	-
32474AW332	-	-	-

Atlantida 70 - Code 62399



Silver Colour (27)
Thunder Cabinet

TECHNICAL FEATURES

Size in cm (± 2cm)	216 x 216 x 90
Positions (Seats / Loungers)	5 (3 / 2)
Jets + blower nozzles	52 + 14 + 2 waterfalls
Maximum consumption in low amp - (A) at 230 V	4400 W / 19.1 A

Spa coding with options generated from the table on page 605.

Options:

- ECOSpa
- Audio Bluetooth 4.1
- Nordic Insulation
- Wi-Fi Touch Panel
- Blue Connect Plus

Code	Standard Pack	Standard weight in kg	Standard volume in m ³
------	---------------	-----------------------	-----------------------------------

ATLANTIDA 70

- Metallic structure without furniture + Stainless steel jets + LumiPlus + Cover
- Graphite cabinet + Stainless steel jets + Stainless steel bar + LumiPlus + Cover
- Thunder cabinet + Stainless steel jets + Stainless steel bar + LumiPlus + Cover
- Creek cabinet + Stainless steel jets + Stainless steel bar + LumiPlus + Cover
- Butterfly Cabinet + Stainless Steel Jets + Stainless Steel Bar + LumiPlus + Cover

62399A4320	-	-	-
62399AK332	-	-	-
62399AR332	-	-	-
62399AT332	-	-	-
62399AW332	-	-	-

Pacific 70 - Code 69130



White Colour (44)
Butterfly Cabinet



TECHNICAL FEATURES

Size in cm (± 2cm)	216 x 216 x 90
Positions (Seats / Loungers)	6 (5 / 1)
Jets + blower nozzles	51+10 + 2 waterfalls
Maximum consumption in low amp - (A) at 230 V	4400 W / 19.1 A

Spa coding with options generated from the table on page 605.

Options:

- ECOSpa
- Audio Bluetooth 4.1
- Nordic Insulation
- Wi-Fi Touch Panel
- Blue Connect Plus

Code	Standard Pack	Standard weight in kg	Standard volume in m ³
------	---------------	-----------------------	-----------------------------------

PACIFIC 70

- Metallic structure without furniture + Stainless Steel Jets + LumiPlus + Cover
- Graphite Cabinet + Stainless Steel Jets + Stainless Steel Bar + LumiPlus + Cover
- Thunder Cabinet + Stainless Steel Jets + Stainless Steel Bar + LumiPlus + Cover
- Creek Cabinet + Stainless Steel Jets + Stainless Steel Bar + LumiPlus + Cover
- Butterfly Cabinet + Stainless Steel Jets + Stainless Steel Bar + LumiPlus + Cover

69130A4320	-	-	-
69130AK332	-	-	-
69130AR332	-	-	-
69130AT332	-	-	-
69130AW332	-	-	-

Ocean 70 - Code 69863



White (44)
Creek Cabinet



TECHNICAL FEATURES

Size in cm (± 2cm)	216 x 167 x 74
Positions (Seats / Loungers)	3 (1 / 2)
Jets	42
Maximum consumption in low amp - (A) at 230 V	3400 W / 14.6 A

Spa coding with options generated from the table on page 605.

Options:

- ECOSpa
- Audio Bluetooth 4.1
- Nordic Insulation
- Wi-Fi Touch Panel
- Blue Connect Plus

Code	Standard Pack	Standard weight in kg	Standard volume in m ³
------	---------------	-----------------------	-----------------------------------

OCEAN 70

- Metallic structure without furniture + Stainless Steel Jets + LumiPlus + Cover
- Graphite Cabinet + Stainless Steel Jets + Stainless Steel Bar + LumiPlus + Cover
- Thunder Cabinet + Stainless Steel Jets + Stainless Steel Bar + LumiPlus + Cover
- Creek Cabinet + Stainless Steel Jets + Stainless Steel Bar + LumiPlus + Cover
- Butterfly Cabinet + Stainless Steel Jets + Stainless Steel Bar + LumiPlus + Cover

69863A4320	-	-	-
69863AK332	-	-	-
69863AR332	-	-	-
69863AT332	-	-	-
69863AW332	-	-	-

Select E - Code 76894



White (44)
Thunder Cabinet

TECHNICAL FEATURES

Size in cm (± 2cm)	216 x 216 x 90
Positions (Seats / Loungers)	6 (5 / 1)
Jets	51 + 1 waterfall
Maximum consumption in low amp - (A) at 230 V	3.780 W / 16.8 A

Spa coding with options generated from the table on page 605.

Options:

- LumiPlus
- ECOSpa
- Audio Bluetooth 2.1

Code	Standard Pack	Standard weight in kg	Standard volume in m ³
------	---------------	-----------------------	-----------------------------------

SELECT E

- SELECT E Metallic structure without furniture + Stainless steel jets + Cover
- SELECT E Graphite cabinet + Stainless steel jets + Cover
- SELECT E Thunder cabinet + Stainless steel jets + Cover

76894A4300	-	-	-
76894AP300	-	-	-
76894AQ300	-	-	-

Emotion E - Code 69122



White (44)
Thunder cabinet

TECHNICAL FEATURES

Size in cm (± 2cm)	216 x 216 x 90
Positions (Seats / Loungers)	5 (3 / 2)
Water Jets	32
Air Jets	12
Maximum consumption in low amp - (A) at 230 V	3.400 W - 14.8 A

Spa coding with options generated from the table on page 605.

Options:

- ECOSpa
- LumiPlus
- Audio Bluetooth 2.1

Code	Standard Pack	Standard weight in kg	Standard volume in m ³
------	---------------	-----------------------	-----------------------------------

EMOTION E

- Metallic structure without furniture + Stainless steel jets + Cover
- Graphite cabinet + Stainless steel jets + Cover
- Thunder cabinet + Stainless steel jets + Cover

69122A4300	-	-	-
69122AP300	-	-	-
69122AQ300	-	-	-

Equilibre E - Code 73076



White (44)
Infinity Cabinet

TECHNICAL FEATURES

Size in cm (± 2cm)	216 x 167 x 74
Positions (Seats / Loungers)	3 (1 / 2)
Jets	26
Maximum consumption in low amp - (A) at 230 V	3400 W - 14.8 A

Spa coding with options generated from the table on page 605.

- Options:**
- ECOSpa

Code	Standard Pack	Standard weight in kg	Standard volume in m ³
------	---------------	-----------------------	-----------------------------------

EQUILIBRE E

Metallic structure without furniture + stainless steel jets + cover
Infinity cabinet + stainless steel jets + cover

73076A4300	-	-	-
73076AC300	-	-	-

Balance E - Code 74134



White (44)
Infinity Cabinet

TECHNICAL FEATURES

Size in cm (± 2cm)	198 x 198 x 74
Positions (Seats / Loungers)	5 (3 / 2)
Jets	31
Maximum consumption in low amp - (A) at 230 V	3400 W - 14.6 A

Spa coding with options generated from the table on page 605.

- Options:**
- ECOSpa
 - Audio Bluetooth 2.1

Code	Standard Pack	Standard weight in kg	Standard volume in m ³
------	---------------	-----------------------	-----------------------------------

BALANCE E

Metallic structure without furniture + stainless steel jets + cover
Infinity cabinet + stainless steel jets + cover

74134A4300	-	-	-
74134AC300	-	-	-

Swimspa Dual - Code 74238



White (44)
coastal grey cabinet



White (44)
Urban Grey Cabinet

TECHNICAL FEATURES

Size in cm (± 2cm)	600 x 230 x 138
Places (Seats/Loungers)	1 Vertical 4 (2/2)
- Swimming area: - Spa area:	30 Jets 16+5 Turbo jets
Maximum consumption in low amp - (A) at 230 V	9500 W / 41.3 A

Coding generated with the initial table on page 605.

Options:

- ECOSpa
- Audio Bluetooth 4.1
- Blue Connect Plus
- Rowing Kit code 74496
- Wi-Fi Spa Control

Code	Standard Pack	Standard weight in kg	Standard volume in m ³
------	---------------	-----------------------	-----------------------------------

DUAL SWIMSPA

- Coastal Grey Cabinet + Stainless Steel Jets + LumiPlus + Cover
- Urban Grey Cabinet + Stainless Steel Jets + LumiPlus + Cover
- Metallic structure without furniture + Stainless steel jets + LumiPlus + Cover

74238A1320	-	-	-
74238AB320	-	-	-
74238A4320	-	-	-

Swimspa Mediterranea - Code 64414



White (44)
Coastal Grey cabinet



White (44)
Urban Grey Cabinet

TECHNICAL FEATURES

Size in cm (± 2cm)	500 x 230 x 138
Positions (Seats / Loungers)	4 (2 / 2)
Jets	27 jets + 5 Turbo jets
Maximum consumption in low amp - (A) at 230 V	7000 W / 30.5 A

Coding generated with the initial table on page 605.

Options:

- ECOSpa
- Audio Bluetooth 4.1
- Blue Connect Plus
- Wi-Fi Spa Control



Code	Standard Pack	Standard weight in kg	Standard volume in m ³
------	---------------	-----------------------	-----------------------------------

MEDITERRANEA SWIMSPA

- Coastal Grey Cabinet + Stainless Steel jets + LumiPlus + Cover
- Urban Grey Cabinet + Stainless Steel jets + LumiPlus + Cover
- Metallic structure without furniture + Stainless Steel jets + LumiPlus + Cover
- For Kit + Stainless Steel jets + Colour LEDS + Digital Control Panel + Cover

64414A1320	-	-	-
64414AB320	-	-	-
64414A4320	-	-	-
65353SE311	-	-	-

Model 65353 must be supplied with the compact kit, code 64972CE001.

We reserve the right to change, wholly or partially, the features of our products and the contents of this document, without prior notice

Swimspa Creta - Code 67203



White (44)
Coastal Grey cabinet



White (44)
Urban Grey Cabinet

TECHNICAL FEATURES

Size in cm (± 2cm)	400 x 230 x 138
Positions (Seats / Loungers)	4 (2 / 1 / 1)
Jets + blower nozzles	54 jets + 4 Turbo jets
Maximum consumption in low amp - (A) at 230 V	7000 W / 30.5 A



Coding generated with the initial table on page 605.

Options:

- ECOSpa
- Audio Bluetooth 4.1
- Blue Connect Plus
- Rowing Kit
- Wi-Fi Spa Control

Code	Standard Pack	Standard weight in kg	Standard volume in m ³
------	---------------	-----------------------	-----------------------------------

CRETA SWIMSPA

Coastal Grey Cabinet + Stainless Steel jets + LumiPlus + Cover

Urban Grey Cabinet + White LumiPlus

Metallic structure without furniture + Stainless steel jets + LumiPlus + Cover

For Kit + Stainless Steel jets + Colour LEDS + Digital Control Panel + Cover

67203A1320

-

-

-

67203AB320

-

-

-

67203A4320

-

-

-

67587SE311

-

-

-

Model Creta must be supplied with the compact kit, code 64972CE001

Swimspa Compact - Code 69128



White (44)
Coastal Grey cabinet



White (44)
Urban Grey Cabinet

TECHNICAL FEATURES

Size in cm (± 2cm)	400 x 230 x 138
Positions (Seats / Loungers)	1 Vertical
Jets + blower nozzles	16+5 Turbo Jets
Maximum consumption in low amp - (A) at 230 V	7000 W / 30.5 A

Coding generated with the initial table on page 605.

Options:

- EcoSpa
- Audio Bluetooth 4.1
- Blue Connect Plus
- Wi-Fi Spa Control

Code	Standard Pack	Standard weight in kg	Standard volume in m ³
------	---------------	-----------------------	-----------------------------------

COMPACT SWIMSPA

Coastal Grey Cabinet + Stainless Steel Jets + LumiPlus + Cover

Urban Grey Cabinet + White LumiPlus

Metallic structure without furniture + Stainless Steel Jets + LumiPlus + Cover

For kit + Stainless Steel jets + color LEDS + Digital Control Panel+ Cover

69128A1320

-

-

-

69128AB320

-

-

-

69128A4320

-

-

-

69129SE311

-

-

-

Model Compact must be supplied with the compact kit, code 64972CE001

We reserve the right to change, wholly or partially, the features of our products and the contents of this document, without prior notice

Swimspa Lagoon - Code 74237



Blue Marble (46)
Coastal Grey Cabinet

TECHNICAL FEATURES

Size in cm (± 1cm)	400 x 230 x 138
Positions (Seats / Loungers)	1 vertical
Jets + blower nozzles	12
Maximum consumption in low amp - (A) at 230 V	3400 W / 14.78 A
Color available (Acrylic)	44-White 59-Sterling 46-Blue Marble
Cabinet color	Coastal Grey
Water capacity (lit)0	6.000

Coding generated with the initial table on page 605.

Options:

- ECOSpa
- Blue Connect Plus
- Fitness Kit and Swimming Kit

Code	Standard Pack	Standard weight in kg	Standard volume in m ³
------	---------------	-----------------------	-----------------------------------

SWIMSPA LAGOON

Swimspa Lagoon


74237

-

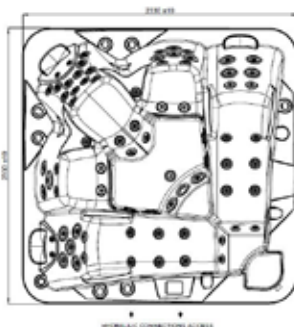
-

-

Evolution 70 inground - code 49722



White (44)



TECHNICAL FEATURES

Size	233 x 233 x 90
Jets	56+16
Drain	1
Electronic control panel	2
Positions (Seats / Loungers)	5 (3 / 2)
Water Capacity	1.610 l
Empty/full Spa weight	378 Kg / 1.988 Kg
Headrest	3
Cover	Yes
LED Chromotherapy projector	Yes
Jets	Stainless steel
Aromatherapy	No
Cascade	No
Metallic structure	Yes

Code	Standard Pack	Standard weight in kg	Standard volume in m ³
------	---------------	-----------------------	-----------------------------------

EVOLUTION 70

- Standard + light + digital control panel
- Standard + light + digital control panel + cover

49722SE310	-	-	-
49722SE311	-	-	-

The Spa must be supplied with the filter kit, code 49849CE000

Thalassa E inground - code 78678



Blue Marble (46)



TECHNICAL FEATURES

Size	216 x 216 x 90
Jets	28+16
Drain	1
Electronic control panel	Yes
Positions (Seats / Loungers)	6 (5 / 1)
Water Capacity	980 l
Empty/full Spa weight	330 Kg / 1310 Kg
Headrest	3
Cover	Yes
LED Chromotherapy projector	Yes
Jets	Stainless steel
Cascade	No
Metallic structure	Yes

Code	Standard Pack	Standard weight in kg	Standard volume in m ³
------	---------------	-----------------------	-----------------------------------

THALASSA E

- Standard + Light + Digital control panel
- Standard + Light + Digital control panel + cover

78678SE310	-	-	-
78678SE311	-	-	-

The Spa must be supplied with the filter kit, code 41993CE000 or 41993CE001.

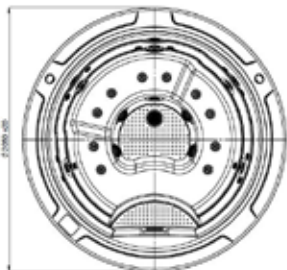
Spa cover sold separately. See section "Spa accessories".

We reserve the right to change, wholly or partially, the features of our products and the contents of this document, without prior notice

Ronda 30 - Code 49859



White (44)



TECHNICAL FEATURES

Size	Ø 205 (± 2 cm)
Jets + nozzles	20 + 10
Drain	1
Digital control panel	Yes
Positions (Seats / Loungers)	5 (5 / 0)
Water Capacity	780 l
Empty/full Spa weight	307 kg / 1445 kg
Chromotherapy LED light	Yes
Jets	Stainless steel
Metallic structure	Yes
Cover	Yes

Fully fitted with pipe assembly, skimmer, main drain, filtering, hydromassage and blower nozzles, hydromassage digital control buttons and two Venturi inlets. With adjustable bracket for easy installation.

Code	Standard Pack	Standard weight in kg	Standard volume in m ³
------	---------------	-----------------------	-----------------------------------

RONDA 30

- Standard + Light + Digital control panel
- Standard + Light + Digital control panel + Cover

49859SE310	-	-	-
49859SE311	-	-	-

The Spa must be supplied with the filter kit, code 41993CE000 or 41993CE001.

Compact kit

for Thalassa, Evolution 70 and Ronda 30



	Code	Standard Pack	Standard weight in kg	Standard volume in m ³
Compact kit	41993CE000	-	-	-
Compact kit	41993CE001	-	-	-
Compact kit	41993	-	-	-

TECHNICAL FEATURES

Code	Oxynator	Digital control panel*	Compact weight	Assembly volume	Max. spa volume	Massage pump
41993CE000		-	60 kg	2.05 m ³	1000 l	2.2 kW
41993CE001	•	-				

Code	Filter (mm)	Filtration pump	Blower pump	Electric heater	Voltage	Power requirements	Length x width x height
41993	500	0.6 kW 7000 l/h	0.9 kW	3 kW	230 V or 400 V III	3852 W / 16.7 A*	115 x 75 x 105 mm

Consumption in Low Amp at 230 V.
* In the Spa + Compact Kit option, the digital control option must be selected.

Compact kit

for Evolution 70 inground



	Code	Standard Pack	Standard weight in kg	Standard volume in m ³
Compact kit	41849	-	-	-

TECHNICAL FEATURES

Code	Oxynator	Digital control panel*	Chromotherapy	Compact weight	Assembly volume	Max. spa volume	Massage pump
41849	Optional	-	•	70 kg	2.05 m ³	1610 l	2.2 kW x 2

* In the Spa + Compact Kit option, the digital control option must be selected.

Compact kit

for Swimspa Mediterranea



	Code	Standard Pack	Standard weight in kg	Standard volume in m ³
Compact kit	64972CE001	-	-	-
Compact kit	64972	-	-	-

TECHNICAL FEATURES

Code	Oxynator	Digital control panel*	Chromotherapy	Compact weight	Assembly volume	Max. spa volume	Massage pump
64972CE001	•	-	•	70 kg	2.05 m ³	8500 l	3 x 2.2 kW / 3hp

Code	Filter (mm)	Filtration pump	Electric heater	Voltage	Power requirements	Length x width x height
64972	500	0.6 kW 7000 l/h	3 kW	230 V or 400 V III	7352 W / 31.9 A*	114 x 100 x 112 mm

Consumption in Low Amp at 230 V.
* In the Spa + Compact Kit option, the digital control option must be selected.

Covers for spas



Portable spa cover

DESCRIPTION

	Code	Standard Pack	Standard weight in kg	Standard volume in m ³
THALASSA E spa cover	65977	1	17	0.40
EVOLUTION 70 inground spa cover	32690	1	16	0.36
RONDA 30 spa cover	51288	1	15	0.27

Cover Stand



DESCRIPTION

Metal Stand for simple handling of the cover.

	Code	Standard Pack	Standard weight in kg	Standard volume in m ³
Cover Stand	28462	1	10	0.118

Spa access steps

	Code	Standard Pack	Standard weight in kg	Standard volume in m ³
Basic staircase coastal grey	60194	1	5	0.07
Swimspa staircase	57000CL01	1	35	0.59
Synthetic wood staircase				
In Graphite	42002CLOK	1	15	0.09
In Thunder	42002CLOR	1	15	0.09
In Creek	42002CLOT	1	15	0.09
In Butterfly	42002CLOW	1	15	0.09



42002CLOK



60194



57000CL01



42002CLOR



42002CLOT



42002CLOW

Spa parasol in Cameo with LED



	Code	Standard Pack	Standard weight in kg	Standard volume in m ³
Spa parasol in Cameo with LED	60220	2	15	2

Portable spa handrail holder



	Code	Standard Pack	Standard weight in kg	Standard volume in m ³
Portable spa handrail holder	60226	2	8	0,95

Spa filter cartridge cleaner



	Code	Standard Pack	Standard weight in kg	Standard volume in m ³
Spa filter cartridge cleaner	60197	1	2	0,04

2 1/2" adjustable jet



DESCRIPTION

Regulates proportion of air-water outlet. 50 mm diameter water inlet and 32 mm air inlet. Flow: 4 m³/hour. Pressure 0.8 a.t.m.

Code	Standard Pack	Standard weight in kg	Standard volume in m ³
32641	12	7.625	0.028

2" threaded jet



DESCRIPTION

Water inlet diameter of 50 mm and air inlet diameter of 32 mm. Flow rate of 4 m³/hour. Atm pressure of 0.8.

Code	Standard Pack	Standard weight in kg	Standard volume in m ³
33586	12	7.625	0.028

2" jet thread for liner



DESCRIPTION

Water inlet diameter of 50 mm and air inlet diameter of 32 mm. Flow rate of 4 m³/hour Atm pressure of 0.8.

Code	Standard Pack	Standard weight in kg	Standard volume in m ³
70532	12	7.625	0.028

2" main drain



DESCRIPTION

With elbow for gluing to Ø 50 mm pipe.

Code	Standard Pack	Standard weight in kg	Standard volume in m ³
04042	15	4.8	0.028

Adjustable air inlet



DESCRIPTION

1"for air regulation to Venturi system for jet function.

Code	Standard Pack	Standard weight in kg	Standard volume in m ³
04045	25	6.0	0.028

Adjustable silent air inlet



DESCRIPTION

Silent Venturi for jet air flow control. Air intake is through embedded part. Attaches to air distributor code 33937.

Code	Standard Pack	Standard weight in kg	Standard volume in m ³
33938	25	8.5	0.028

5 outlet air distributor for Venturi system



DESCRIPTION

5 outlet air distributor for gluing to Venturi system with code 33938. Outlets for clamping a flexible hosepipe of 10 mm inner diameter.

Code	Standard Pack	Standard weight in kg	Standard volume in m ³
33937	25	8.5	0.028

6 outlet air distributor for Venturi system



DESCRIPTION

6 outlet air distributor to attach to pipes with a 10 mm inner diameter and glue to 15 mm pipes.

Code	Standard Pack	Standard weight in kg	Standard volume in m ³
33936	25	8.5	0.028

10 outlet air distributor



DESCRIPTION

10 outlet air distributor to attach to pipes with a 10 mm inner diameter and glue to 50 mm pipes.

Code	Standard Pack	Standard weight in kg	Standard volume in m ³
35346	25	8.5	0.028

4 water outlet manifold



DESCRIPTION

Manifold for gluing to 50 mm pipe, 4 outlets for clamping a hosepipe of 20 mm inner diameter.

	Code	Standard Pack	Standard weight in kg	Standard volume in m ³
	33934	25	8.5	0.028

8 water outlet manifold



DESCRIPTION

Manifold for gluing to 50 mm pipe, 8 outlets for clamping a hosepipe of 20 mm inner diameter.

	Code	Standard Pack	Standard weight in kg	Standard volume in m ³
	33935	25	8.5	0.028

Threaded blower nozzle



DESCRIPTION

For air distribution into the SPA from the blowers. Flow rate 5.4 to 7.5 m³/h.

	Code	Standard Pack	Standard weight in kg	Standard volume in m ³
White plastic front panel	27602	80	1.6	0.03
Stainless steel front panel	43440	80	1.6	0.03

Blower nozzle for gluing



DESCRIPTION

For air distribution into the SPA from the blowers. Flow rate 5.4 to 7.5 m³/h.

	Code	Standard Pack	Standard weight in kg	Standard volume in m ³
White plastic front panel	28460	80	1.6	0.03
Stainless steel front panel	43441	80	1.6	0.03

Blower nozzle lateral outlet 3/8"



DESCRIPTION

For air distribution into the SPA from the blowers. Flow rate 5.4 to 7.5 m³/h.

	Code	Standard Pack	Standard weight in kg	Standard volume in m ³
White plastic front panel	34318	80	1.6	0.03
Stainless steel front panel	43442	80	1.6	0.03

2" return unit



DESCRIPTION

For return line and massage.

	Code	Standard Pack	Standard weight in kg	Standard volume in m ³
	04034	25	5.0	0.028

Pneumatic push button



DESCRIPTION

For starting and stopping massage and hydromassage functions.

	Code	Standard Pack	Standard weight in kg	Standard volume in m ³
For max. 15 m	04047	20	0.5	0.028
For max. 7 m simple	04048	40	1.6	0.028
For max. 7 m simple, with thread	09667	20	0.5	0.028

Plastic tube



DESCRIPTION

For pneumatic signal from press button to switch. Inner Ø 3.5 mm.

	Code	Standard Pack	Standard weight in kg	Standard volume in m ³
	04054	50	3.33	0.006

Stainless steel accessories should not be used in pools with salt electrolysis systems

Rotating jet



DESCRIPTION

Flow rate 2 to 2.5 m³/h.

Code	Standard Pack	Standard weight in kg	Standard volume in m ³
20297	25	3.33	0.028

Twin rotating jet



DESCRIPTION

Flow rate 2 to 2.5 m³/h.

Code	Standard Pack	Standard weight in kg	Standard volume in m ³
20296	25	3.83	0.028

Rotating jet housing



Code	Standard Pack	Standard weight in kg	Standard volume in m ³
20299	15	3.33	0.028

Jet housing for linear pool



Code	Standard Pack	Standard weight in kg	Standard volume in m ³
63144	12	3.33	0.028

2 1/2" wall conduit for rotating jet



DESCRIPTION

Made up of: The jet body, 20 cm wall conduit, niche, threaded fitting, front body. Jet not included.

Flow rate 5 m³/h at 1 bar.

Code	Standard Pack	Standard weight in kg	Standard volume in m ³
20295	4	4	0.018

Chrome accessories only suitable for tubs that do not use any chemical treatment.
Not suitable for pools.

Pool Jet accessories are designed for pools that have a hydromassage section.



Pool Jet 1 Directional Jet



DESCRIPTION

Flow rate 2.4 to 3.6 m³/h. Accessories compatible with 2½" handrail for Pool Jet.

	Code	Standard Pack	Standard weight in kg	Standard volume in m ³
Stainless steel finish*	63148	25	3.83	0.028
White finish	63149	25	3.83	0.028

Pool Jet 1 Rotating Jet



DESCRIPTION

Flow rate 2.4 to 3.6 m³/h. Accessories compatible with 2½" handrail for Pool Jet.

	Code	Standard Pack	Standard weight in kg	Standard volume in m ³
Stainless steel finish*	63150	25	3.83	0.028
White finish	63151	25	3.83	0.028

Pool Jet 2 Rotating Jets



DESCRIPTION

Flow rate 2.4 to 3.6 m³/h. Accessories compatible with 2½" handrail for Pool Jet.

	Code	Standard Pack	Standard weight in kg	Standard volume in m ³
Stainless steel finish*	63152	25	3.83	0.028
White finish	63153	25	3.83	0.028

Pool Jet Rotating Beehive



DESCRIPTION

Flow rate 2.4 to 3.6 m³/h. Accessories compatible with 2½" handrail for Pool Jet.

	Code	Standard Pack	Standard weight in kg	Standard volume in m ³
Stainless steel finish*	63154	25	3.83	0.028
White finish	63155	25	3.83	0.028

Wall conduit for Pool Jet



DESCRIPTION

Made up of: The jet Straight body (20 mm Air x 32 mm Water), 20 cm wall conduit, niche, front body. Jet not included.

	Code	Standard Pack	Standard weight in kg	Standard volume in m ³
	63146	4	4	0.018

Chrome accessories only suitable for tubs that do not use any chemical treatment. Not suitable for pools.

1 1/2" main drain



DESCRIPTION

With elbow for gluing Ø 50 mm pipe.

	Code	Standard Pack	Standard weight in kg	Standard volume in m ³
Chrome-plated bronze front panel	04104	3	7.5	0.028

Adjustable air inlet



DESCRIPTION

3/4" to control air massage to Venturi system for jet function.

	Code	Standard Pack	Standard weight in kg	Standard volume in m ³
Chrome-plated bronze front panel	04108	10	9.0	0.028
White plastic front panel	04110	10	3.0	0.028

Pneumatic push button



DESCRIPTION

For starting and stopping massage and hydromassage functions.

	Code	Standard Pack	Standard weight in kg	Standard volume in m ³
Chrome-plated bronze front panel	04111	10	6.0	0.028
White plastic front panel	04113	12	6.0	0.028

Blower Inlet



DESCRIPTION

For minispa air distribution from the blower. 1 1/2" thread.

	Code	Standard Pack	Standard weight in kg	Standard volume in m ³
Chrome-plated bronze front panel	04114	20	7.5	0.028

Chrome accessories only suitable for tubs that do not use any chemical treatment.
Not suitable for pools.



1 1/4" jet with adaptor to water return



DESCRIPTION

Jet with adaptor to return water to pipe. Also adaptor to connect to water return and air circulation pipe, solvent for inner Ø 32 mm, directional.

	Code	Standard Pack	Standard weight in kg	Standard volume in m ³
Chrome-plated bronze front panel	04095	8	12.0	0.028
White plastic front panel	04097	12	12.0	0.028



1 1/4" jet



DESCRIPTION

With adaptor to connect to return water pipe and Venturi system to glue to Ø 32 mm pipe, directional.

	Code	Standard Pack	Standard weight in kg	Standard volume in m ³
Chrome-plated bronze front panel	04092	8	10.0	0.028
White plastic front panel	04094	24	5.0	0.028



1 1/4" return inlet



	Code	Standard Pack	Standard weight in kg	Standard volume in m ³
Built in chrome brass	04100	4	15.0	0.028
Built in white plastic	04103	12	3.5	0.028

Programmable digital thermostat



DESCRIPTION

To operate ON/OFF contactor.

Code	Standard Pack	Standard weight in kg	Standard volume in m ³
11288	20	0.5	0.003

Electric press button



DESCRIPTION

230 V 50 Hz.

Code	Standard Pack	Standard weight in kg	Standard volume in m ³
74467	1	1.5	0.003

Electropneumatic equipment



DESCRIPTION

With two switches. Up to 1.47 kW (2HP).

Code	Standard Pack	Standard weight in kg	Standard volume in m ³
04053	2	4.0	0.028

Pneumatic switch



DESCRIPTION

For starting and stopping massage and hydromassage functions.

	Code	Standard Pack	Standard weight in kg	Standard volume in m ³
Pneumatic switch	04050	25	1.0	0.028
Pneumatic switch and presostat	11290	6	0.5	0.028
Pneumatic presostat	11291	12	1.0	0.028

Continuous operation

lateral turbo blower pump



DESCRIPTION

Air pump designed for spas, hydromassage tubs and similar which produces a constant stream of air bubbles at medium and high air volume levels. It can also be used to stir up the filter bed, for example in backwash cycles where a low intensity air current is required. The filter casing and impeller are made from an injected aluminium alloy whilst the motor spindle is manufactured from stainless steel, with the impeller dynamically balanced and directly adapted to the spindle. The motors, 2 single phase or 3 phase for continuous use, are made from steel in compliance with CEI 2/3 1988 regulations, and feature IP54 external protection and class-F insulation. The pumps can be mounted horizontally or vertically. Moreover, since there is no contact between the mobile parts and the pump static discharges, neither lubrication nor maintenance is necessary and it also doesn't cause wear on the parts.

The turbines have a maximum working temperature of 40°C. Do not use in conjunction with aggressive, inflammable or explosive gases.

Model	Code	Frequency (Hz)	Power supply (V)	Phase	Flow rate (m ³ /h)	Maximum pressure (mbar)	Standard weight (kg)	Standard volume (m ³)
Blower 0.4 kW	33970	50	Δ 200-240 Y 345-415	3	80	130	10	0.045
Blower 0.5 kW		60	Δ 220-275 Y 380-480	3	98	170		
Blower 0.85 kW	35388	50	200-240	1	145	160	17	0.059
Blower 0.95 kW		60	200-240	1	175	160		
Blower 0.85 kW	35387	50	Δ 200-240 Y 345-415	3	145	160	16	0.045
Blower 0.95 kW		60	Δ 220-275 Y 380-480	3	175	160		
Blower 1.3 kW	31090	50	200-240	1	210	170	23	0.059
Blower 1.5 kW		60	200-240	1	255	140		
Blower 1.3 kW	31091	50	Δ 200-240 Y 345-415	3	210	170	22	0.059
Blower 1.5 kW		60	Δ 220-275 Y 380-480	3	255	140		
Blower 1.5 kW	33971	50	200-240	1	210	220	24	0.064
Blower 1.75 kW		60	200-240	1	255	220		
Blower 1.6 kW	31092	50	Δ 200-240 Y 345-415	3	210	220	23	0.064
Blower 2.1 kW		60	Δ 220-275 Y 380-480	3	255	220		
Blower 1.6 kW 2V	35389	50	Δ 200-240 Y 345-415	3	150	300	25	0.087
Blower 2.06 kW 2V		60	Δ 220-275 Y 380-480	3	180	310		
Blower 2.2 kW	31093	50	Δ 200-240 Y 345-415	3	318	230	30	0.097
Blower 2.55 kW		60	Δ 220-275 Y 380-480	3	376	220		
Blower 3.0 kW 2V	31094	50	Δ 200-240 Y 345-415	3	230	410	40	0.126
Blower 3.45 kW 2V		60	Δ 220-275 Y 380-480	3	275	400		
Blower 3.0 kW	31095	50	Δ 200-240 Y 345-415	3	318	280	36	0.097
Blower 3.45 kW		60	Δ 220-275 Y 380-480	3	376	280		
Blower 4.3 kW 2V	31096	50	Δ 345-415 Y 600-720	3	520	600	54	0.217
Blower 4.8 kW 2V		60	Δ 380-480 Y 660-720	3	385	320		
Blower 5.5 kW	31097	50	Δ 345-415 Y 600-720	3	530	320	63	0.16
Blower 6.3 kW		60	Δ 380-480 Y 660-720	3	620	340		
Blower 5.5 kW 2V	33972	50	Δ 345-415 Y 600-720	3	320	515	66	0.201
Blower 6.3 kW 2V		60	Δ 380-480 Y 660-720	3	385	530		
Blower 7.5 kW	31098	50	Δ 345-415 Y 600-720	3	530	400	66	0.16
Blower 8.6 kW		60	Δ 380-480 Y 660-720	3	620	400		
Blower 11 kW 2V	33973	50	Δ 345-415 Y 600-720	3	520	600	104	0.353
Blower 12.6 kW 2V		60	Δ 380-480 Y 660-720	3	620	600		
Blower 12.5 kW	33974	50	Δ 345-415 Y 600-720	3	1050	270	116	0.353
Blower 14.5 kW		60	Δ 380-480 Y 660-720	3	1250	260		

AIR BLOWERS



Intermittent operation

air blower, 900 W



	Code	Standard Pack	Standard weight in kg	Standard volume in m ³
0.90 kW flow 54 m ³ /h at 1.5 m water head	19289	1	3.5	0.028



Water pump



DESCRIPTION

ABS (25%) and fibreglass (75%) housing. A 0.37 kW (0.5 hp) motor. IP-55 electrical connection rating of 24 V 220 V 1~ 50Hz . 2" male suction connection. 1½" male return connection.

	Code	Standard Pack	Standard weight in kg	Standard volume in m ³
Water pump	04091	1	6.0	0.016

TECHNICAL FEATURES

Water head	m ³ /h
2	16.5
4	14.8
6	12.6
8	10
10	7



Intermittent operation

air blower



	Code	Standard Pack	Standard weight in kg	Standard volume in m ³
At 1 m water head				
0.74 kW, Flow 65 m ³ /h	06862	1	3.5	0.028
1.10 kW, Flow 133 m ³ /h	06863	1	3.5	0.028

Cala Pump

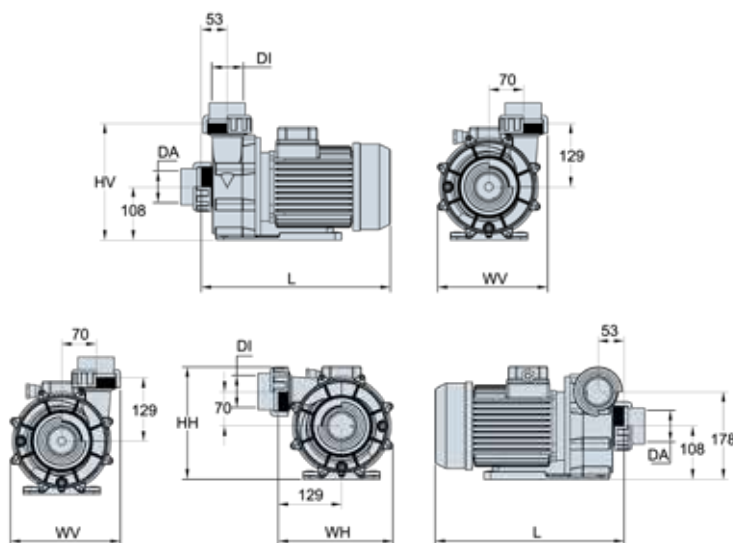


DESCRIPTION

Centrifugal pump for spas, backwashes and other applications.

- Pump body manufactured in polypropylene reinforced with fibreglass, resistant to pool chemical products thus guaranteeing long and excellent duration.
- Turbine in Noryl.
- Graphite and ceramic mechanical seal.
- AISI 316L stainless steel motor spindle.
- Enclosed motor, completely silent, with IP-55 protection at 2850 r.p.m. Single phase power voltage at 230V-50Hz or triphase at 230/400-50Hz.
- Versions from 1.5 to 4.5 HP.
- Suction and return connections for gluing hoses included with the pump.
- Suction and return at Ø63.

	Code	Standard Pack	Standard weight in kg	Standard volume in m ³
Single phase 1.1 kW Cala Pump	CA150M	1	15.0	0.058
Tri phase 1.1 kW Cala Pump	CA150T	1	15.0	0.058
Single phase 1.5 kW Cala Pump	CA200M	1	16.5	0.058
Tri phase 1.5 kW Cala Pump	CA200T	1	16.5	0.058
Single phase 2.2 kW Cala Pump	CA300M	1	19.5	0.058
Tri phase 2.2 kW Cala Pump	CA300T	1	19.5	0.058
Single phase 2.9 kW Cala Pump	CA400M	1	22.5	0.058
Tri phase 3.3 kW Cala Pump	CA450T	1	22.5	0.058



TECHNICAL FEATURES

Code	Power		Size						
	kW	HP	L	WV	HV	WH	HH	DA	DI
CA150M	1.1	1.5	350	225	237	235	228	Ø63	Ø63
CA150T									
CA200M	1.5	2.0	365	225	237	235	228	Ø63	Ø63
CA200T									
CA300M	2.2	3.0	385	225	237	235	228	Ø63	Ø63
CA300T									
CA400M	2.9	4.0	415	225	237	235	228	Ø63	Ø63
CA450T									

SAUNAS

The sauna pictures do not show the standard product (some accessories can be included from table Accessories Summary).

Please note the codes of the accessories when ordering.

- The benefits of an AstralPool sauna range from muscle relaxation to sweat stimulation thanks to their hot and dry environment (relative humidity between 20% and 50%).
- AstralPool saunas are made from prefabricated panels with interior insulation in mineral wool and aluminium.
- The wall coating is covered with pre-treated wood that has been fired and dried to last for many years.



2 seats, code 70470-70471



4 seats, code 70439-70442



The Miramonte sauna can be made to order in the following woods: spruce, thermo Aspen, Canadian spruce and red cedar.

Miramonte sauna



DESCRIPTION

Miramonte sauna reflects the excellence of a Finnish sauna formed of high-quality white pinewood vertical panels and abachi timber flooring. The entire front panel of the Miramonte sauna is glazed to showcase the LED lighting inside. Also includes 2 benches with abachi headrests and a heater adapted to each size.

Dimensions (mm)	Code	Standard Pack	Standard weight in kg	Standard volume in m ³
Saunas				
200 x 150 x 210	70470	-	-	-
200 x 200 x 210	70471	-	-	-
250 x 200 x 210	70439	-	-	-
250 x 250 x 210	70440	-	-	-
300 x 250 x 210	70441	-	-	-
300 x 300 x 210	70442	-	-	-
Accessories				
Stainless steel accessories set	70443	un.	-	-
Set of decorative salt elements	70444	un.	-	-
Outside wall finished with vertical timber panels	70447	metre length	-	-
Stone-based decorative wall protection	70456	un.	-	-
Remote control kit for RGB colours	70457	un.	-	-

TECHNICAL FEATURES

Code	Type	Dimensions (cm)	Heating (kW)	Control unit
70470	Miramonte sauna	200 x 150 x 210	7 kW 230/400V 3~	Touchscreen / Exterior
70471	Miramonte sauna	200 x 200 x 210	7 kW 230/400V 3~	Touchscreen / Exterior
70439	Miramonte sauna	250 x 200 x 210	9 kW 230/400V 3~	Touchscreen / Exterior
70440	Miramonte sauna	250 x 250 x 210	9 kW 230/400V 3~	Touchscreen / Exterior
70441	Miramonte sauna	300 x 250 x 210	10.8 kW 230/400V 3~	Touchscreen / Exterior
70442	Miramonte sauna	300 x 300 x 210	13.5 kW 230/400V 3~	Touchscreen / Exterior

Classic Select sauna



The Classic sauna can be made to order in the following woods: white pine, thermo Aspen, Canadian spruce and red cedar.

Optional: glass panel follow-on from door.

DESCRIPTION

The Classic sauna is designed with vertical panels and spruce wood flooring. It has a timber-framed glass door, two seats with a backrest against the wall and an abachi headrest. Includes: Wooden accessories kit, ergonomic seating, rounded backrest, heater with premium protection.

Dimensions (mm)	Code	Standard Pack	Standard weight in kg	Standard volume in m ³
Saunas				
150 x 150 x 210	70431	-	-	-
200 x 150 x 210	70432	-	-	-
200 x 200 x 210	70433	-	-	-
250 x 200 x 210	70455	-	-	-
250 x 250 x 210	70434	-	-	-
300 x 250 x 210	70436	-	-	-
300 x 300 x 210	70437	-	-	-
400 x 300 x 210	70438	-	-	-
Accessories				
Stainless steel accessories set	70443	un.	-	-
Set of decorative salt elements	70444	un.	-	-
Remote control kit for RGB LED colours	70445	un.	-	-
Touchscreen control unit for sauna heater	70446	un.	-	-
Outside wall finished with vertical timber panels	70447	metre length	-	-
Roof extension	70448	m ²	-	-
Tinted/transparent glass window	70449	m ²	-	-
Concealed heater for sauna up to 300 x 250 cm	70450	un.	-	-
Concealed heater for sauna more than 300 x 250 cm	70451	un.	-	-
Extra wall for concealed heater	70452	metre length	-	-
Aroma dosing system	70453	un.	-	-

TECHNICAL FEATURES

Code	Type	Dimensions (cm)	Heating (kW)	Control unit
70431	Classic sauna	150 x 150 x 210	4.5kW 230/400 3~	Exterior
70432	Classic sauna	200 x 150 x 210	6kW 230/400 3~	Exterior
70433	Classic sauna	200 x 200 x 210	6kW 230/400 3~	Exterior
70455	Classic sauna	250 x 200 x 210	8kW 230/400 3~	Exterior
70434	Classic sauna	250 x 250 x 210	9kW 230/400 3~	Exterior
70436	Classic sauna	300 x 250 x 210	10.5kW 230/400 3~	Exterior
70437	Classic sauna	300 x 300 x 210	13.5kW 230/400 3~	Exterior
70438	Classic sauna	400 x 300 x 210	16.5kW 230/400 3~	Exterior

SAUNAS

St. Moritz sauna



The St. Moritz sauna can be made to order in the following woods:

- Standard wood: Hemlock Playwood
- Bench wood: Abichi

DESCRIPTION

- Hemlock playwood panels 14 mm.
- Console benches and backrest of Abichi 21 mm.
- Secured transparent glass 8 mm.
- Wall mounted Harvia sauna heater.
- Outdoor touch control panel.
- Led light Warm White 3000 K.

Dimensions (mm)	Code	Standard Pack	Standard weight in kg	Standard volume in m ³
Saunas				
180 x 180 x 210	72908	-	-	-
220 x 220 x 210	72909	-	-	-
260 x 220 x 210	72910	-	-	-
300 x 250 x 210	72911	-	-	-
Accessories				
Stainless steel accessories set	70443	un.	-	-
RGB Led lighting kit with remote control	70445	un.	-	-
Salt decorative elements set	70444	lin.m	-	-
Hidden heater	70450	un.	-	-
Additional Wall for hidden heater	70452	lin.m	-	-

TECHNICAL FEATURES

Code	Dimensions (cm)	Light	Control Unit	Heater
72908	180 x 180 x 210	Led White / RGB	Touchscreen Exterior	6 kW 230 / 400 3~
72909	220 x 220 x 210	Led White / RGB	Touchscreen Exterior	8 kW 230 / 400 3~
72910	260 x 220 x 210	Led White / RGB	Touchscreen Exterior	9 kW 230 / 400 3~
72911	300 x 250 x 210	Led White / RGB	Touchscreen Exterior	10.5 kW 230 / 400 3~

Innsbruck sauna



DESCRIPTION

- Hemlock playwood panels 14 mm.
- Ergonomic benches and backrest of Abichi 21 mm.
- Secured transparent glass 8 mm.
- Wall mounted Harvia sauna heater.
- Outdoor touch control panel.
- Led light Warm White 3000 K.
- Ceiling led light with optional chromotherapy.

Dimensions (mm)	Code	Standard Pack	Standard weight in kg	Standard volume in m ³
Saunas				
135 x 135 x 210	72901	-	-	-
180 x 180 x 210	72902	-	-	-
220 x 220 x 210	72903	-	-	-
260 x 220 x 210	72904	-	-	-
300 x 250 x 210	72905	-	-	-
Accessories				
Stainless steel accessories set	70443	un.	-	-
RGB Led lighting kit with remote control	70445	un.	-	-
Outside Wall finished with vertical playwood panels	To consult	lin.m	-	-
Salt decorative elements set	To consult	un.	-	-
Hidden heater	To consult	un.	-	-
Additional Wall for hidden heater	To consult	lin.m	-	-

The Innsbruck sauna can be made to order in the following woods:

- Standard wood: Hemlock Playwood
- Bench wood: Abichi

TECHNICAL FEATURES

Code	Dimensions (cm)	Light	Control Unit	Heater
72901	135 x 135 x 210	Led White / RGB	Touchscreen Exterior	6 kW 230 / 400 3~
72902	180 x 180 x 210	Led White / RGB	Touchscreen Exterior	6 kW 230 / 400 3~
72903	220 x 220 x 210	Led White / RGB	Touchscreen Exterior	8 kW 230 / 400 3~
72904	260 x 220 x 210	Led White / RGB	Touchscreen Exterior	9 kW 230 / 400 3~
72905	300 x 250 x 210	Led White / RGB	Touchscreen Exterior	10.5 kW 230 / 400 3~

SAUNAS

Bella sauna



The Bella sauna can be made to order in the following woods:
 - Standard wood: Hemlock Playwood
 - Bench wood: Thermo Aspen

DESCRIPTION

- Hemlock playwood panels 14 mm.
- Curved decorative elements of Thermo Aspen 21 mm.
- Benches of thermos Aspen 21 mm.
- Secured transparent glass 8 mm.
- Harvia design sauna heater.
- Outdoor touch control panel.
- Aromatherapy/Salt Metal Bowl.
- Led light warm white 3000 K.
- Option for glass ceiling.

Dimensions (mm)	Code	Standard Pack	Standard weight in kg	Standard volume in m ³
Saunas				
180 x 180 x 210	72916	-	-	-
230 x 180 x 210	72917	-	-	-
230 x 230 x 210	72918	-	-	-
280 x 230 x 210	72919	-	-	-
Accessories				
Stainless steel accessories set	70443	un.	-	-
RGB Led lighting kit with remote control	70445	un.	-	-
Outside wall finished with vertical playwood panels	To consult	lin.m	-	-
Glass roof panel	To consult	sq.m	-	-
Heater safety railing	To consult	un.	-	-

TECHNICAL FEATURES

Code	Dimensions (cm)	Light	Control Unit	Heater
72916	180 x 180 x 210	Led White / RGB	Touchscreen Exterior	6.9 kW 230 / 400 3~
72917	230 x 180 x 210	Led White / RGB	Touchscreen Exterior	6.9 kW 230 / 400 3~
72918	230 x 230 x 210	Led White / RGB	Touchscreen Exterior	10.5 kW 230 / 400 3~
72919	280 x 230 x 210	Led White / RGB	Touchscreen Exterior	10.5 kW 230 / 400 3~

Lobos sauna



The Lobos sauna can be made to order in the following woods:

- Standard wood: Hemlock Playwood
- Bench wood: Abichi

DESCRIPTION

- Hemlock playwood panels 14 mm.
- Benches of Abachi 21 mm.
- Secured transparent glass 8 mm.
- Exclusive Harvia sauna heater.
- Outdoor touch control panel.
- Led light Warm White 3000 K.

Dimensions (mm)	Code	Standard Pack	Standard weight in kg	Standard volume in m ³
Saunas				
134 x 254 x 210	72913	-	-	-
194 x 195 x 210	72914	-	-	-
254 x 254 x 210	72915	-	-	-
Accessories				
Stainless steel accessories set	70443	un.	-	-
Salt decorative elements set	70444	un.	-	-
Remote control kit for RGB LED colours	70445	un.	-	-
Outside wall finished with vertical timber panels	70447	lin.m	-	-
Roof extension	70448	sq.m	-	-
Tintes/transparent glass window	70449	sq.m	-	-

TECHNICAL FEATURES

Code	Dimensions (cm)	Light	Control Unit	Heater
72913	134 x 254 x 210	Led White / RGB	Touchscreen Exterior	6 kW 230 / 400 3~
72914	194 x 195 x 210	Led White / RGB	Touchscreen Exterior	8 kW 230 / 400 3~
72915	254 x 254 x 210	Led White / RGB	Touchscreen Exterior	9 kW 230 / 400 3~

Sauna accessories



70443



70444



70446



70447


 70450
70451


70453



70456



70457



2nd full glass side


 Heater safety
railing

TECHNICAL FEATURES

Code	Accessory type	Measure	CLASSIC	MIRAMONTE	INNSBRUCK	ST.MORITZ	LOBOS	BELLA
70443	Stainless steel sauna accessories set	un.	optional	optional	optional	optional	optional	optional
70444	Salt decorative elements set	un.	optional	optional	optional	optional	optional	N/A
70445	RGB Led lighting kit with remote control	un.	optional	optional	optional	optional	optional	optional
70446	Touchscreen control unit for sauna heater	un.	optional	Standard	Standard	Standard	Standard	Standard
70447	Outside wall finished with vertical timber panels	lin.m.	optional	optional	optional	optional	optional	optional
70448	Roof extension	sq.m.	optional	optional	optional	optional	optional	optional
70449	Tintes / transparent glass window	sq.m.	optional	optional	optional	optional	optional	optional
70450	Concealed heater for sauna up to 300 x 250 cm	un.	optional	optional	optional	optional	optional	N/A
70451	Concealed heater for sauna more than 300 x 250 cm	un.	optional	optional	optional	optional	optional	N/A
70452	Additional wall for hidden heater	lin.m.	optional	optional	optional	optional	optional	N/A
70453	Aroma dosing system	un.	optional	optional	optional	optional	optional	optional
70456	Decorative wall protection made of stones	un.	optional	optional	optional	optional	optional	N/A
70457	RGB Chromo therapy kit with remote control	un.	optional	optional	optional	optional	optional	N/A
Request	2nd full glass side	sq.m.	N/A	N/A	N/A	N/A	optional	optional
Request	Glass roof panel	sq.m.	optional	optional	optional	optional	optional	optional
Request	Heater safety railing	un.	Standard	optional	Standard	Standard	Standard	optional

Standard: Included with sauna code.

Optional: Additional code.

N/A: Not available.



Harvia Helix steam generators

DESCRIPTION

Includes control panel and temperature sensor.

	Code	Standard Pack	Standard weight in kg	Standard volume in m ³
Steam generator Harvia Helix				
4.5 kW	61400	1	-	-
6 kW	61401	1	-	-
9 kW	61402	1	-	-
11 kW	60327	1	-	-
15 kW	61403	1	-	-

Harvia Helix Pro steam generators

DESCRIPTION

Includes control panel, temperature sensor, automatic discharge valve and fragrance pump.

	Code	Standard Pack	Standard weight in kg	Standard volume in m ³
Steam generator Harvia Helix Pro				
22 kW	61404	1	-	-
30 kW	61405	1	-	-
Auto Clean Valve Harvia	60328	1	-	-

Steam Pack

DESCRIPTION

The new generation of Steam room equipment. Single unit with metal structure. Compact design. Easy and simple installation.



Description	Heating (kW)
Steam pack for room 2-5 m ³	4.5 kW 230/400V 3~
Steam pack for room 3-8 m ³	5.7 kW 230/400V 3~
Steam pack for room 6-12 m ³	9 kW 230/400V 3~
Steam pack for room 10-15 m ³	10.8 kW 230/400V 3~
Steam pack for room 12-20 m ³	15 kW 230/400V 3~
Steam pack for room 20-29 m ³	22 kW 230/400V 3~
Steam pack for room 20-29 m ³	30 kW 230/400V 3~

Harvia Vega sauna heater



DESCRIPTION

Stones included.

	Code	Standard Pack	Standard weight in kg	Standard volume in m ³
Harvia Vega sauna heater				
4.5 kW	61387	1	-	-
4.5 kW E	61388	1	-	-
6 kW	61389	1	-	-
6 kW E	61390	1	-	-
8 kW	60323	1	-	-
8 kW E	60325	1	-	-
9 kW	60324	1	-	-
9 kW E	60326	1	-	-



Xenio Control

DESCRIPTION

Harvia Xenio is a control unit with a touch control panel. Xenio provides a modern and subtly stylish user interface for controlling the heart of the sauna, the heater. The stylishly small yet clear touch control panel is easy to install where you want it: in the sauna, the shower room, the dressing room, or even the living room. The control panel enables you to see with just one look when your sauna is at the right temperature for you.

	Code	Standard Pack	Standard weight in kg	Standard volume in m ³
XENIO 110 max. for 11kW electric heaters	-	-	-	-
XENIO 170 for up to 17 kW heaters	-	-	-	-



DEHUMIDIFICATION



648 CDP Line 2
649 BDP Confort



654	DT 850 E	672	ENERGY Fan
656	SIROCCO ²	673	CANAL FAST ECM Fan
658	DF Through-the-wall	674	Floor slot diffusers
660	DF ducted 403 - 408	676	Ventilation accessories
662	DF ducted 410 - 412		
664	CAE		
668	OMEGA		

CDP LINE 2 Dehumidifier



DESCRIPTION

The new CDP LINE 2 dehumidifier console is used in installations where humidity and temperature control of small pools and spas is required.

- Evaporation and condensation battery made out of copper pipes with lacquered aluminium fins (specially designed for corrosive environments).
- New generation of rotative compressors, more efficient, reliable and quieter.
- Electric heating or hot water coil option.

CDP LINE 2 casing is made of polypropylene (EPP) which reduces its weight and noise level. It is also possible to personalize the front panel with a dedicated image, as an optional extra.


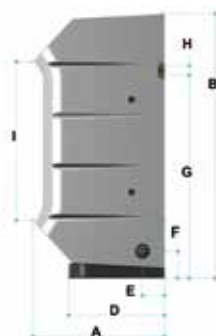
TECHNICAL FEATURES

Model		CDP LINE - 2	CDP LINE - 3	CDP LINE - 4	CDP LINE - 5												
Dehumidifier only		65891	65892	65893	65894												
With hot water coil option		65895	65896	65897	65898												
With electric heating option		65899	65900	65901	65902												
Dehumidification capacity*	l/hour	2	3	4	5												
Heating capacity	Hot water coil option kW	6.0			12.0												
	Electric heating option kW	4.0			5.0												
Voltage	V/Ph/Hz	230 / 1 / 50															
Fan	m ³ /h	850 (centrifugal fan)			1,000 (centrifugal fan)												
Refrigerant	Type	R-410A															
Noise level 1m	dB (A)	62			65												
Noise level 3m	dB (A)	54.7			60												
Size	mm	A	B	C	D	E	F	G	H	I	J	K	L	M	N	O	P
		400	800	1075	290	67	80	610	30	480	152	120	531	825	325	45	50
Net weight	Hot water coil option (kg)	54			56			63			65						
	Electric heating option (kg)	50			52			58			60						

* General operating conditions: Installation air temperature: 28°C. Humidity: 75 %. Installation minimum air temperature: 20°C.

FURTHER INFORMATION INCLUDED IN THE QR CODE :

- Dehumidifier configurator
- Spare Parts



BDP Confort Dehumidifying Unit

Web
Dehumidifier configurator:
www.astralpool.com ->
Calculation tools

OPTIONAL U.V. DISINFECTION SYSTEM**DESCRIPTION**

The BDP Confort heat pump is used for the dehumidification of indoor pools, using the latent heat of evaporation and the performance of the system itself to heat the pool water and the room air.

The energy savings achieved with these systems compared to traditional heating systems mean that they are virtually essential when you wish to heat an indoor pool. The wide range of models covers all market requirements.

- Made of non-corrosive magnesium coated aluminium.
- Thermal-acoustic inside insulation.
- Direct transmission single centrifugal ventilator. Radial Ventilator Optional.
- Air filter can be changed for a G4 type filter.
- Condensation collection gutter with drainpipe.
- A copper nitrogen, dehydrated and deoxidized refrigerated circuit. Air condensation.
- Ozone-safe R407C refrigerant gas charge (ecological).
- Evaporation, condensation and hot water batteries made of copper pipes with lacquered aluminium fins (specially designed for corrosive environments).
- Airtight compressor mounted on anti-vibration mounts.
- Pressure balancing expansion valve.
- High and low pressure switch.
- General security switch.
- Power source, compressor and ventilator motor protection mechanisms.
- Full adjustment of all the items included.
- Three-way valves and their regulation when a hot water coil is incorporated.

OPTIONAL

- 1 or 2 stage electric heating option to support air heating.
- Hot water coil to support air heating, with three-way valve, temperature probe and regulation (ask about primary temperatures different to standard equipment).
- Freecooling or mixed chamber and shutter to bring in outside air.
- Optional enthalpic regulation in the case of freecooling.

GENERATION OPERATING CONDITIONS

The thermo-hygrometric conditions for these facilities that are considered optimal for materials and people include:

- Air 28°C - 30°C
- 65% HR
- Water 2°C below air temperature.

TECHNICAL FEATURES

Model		BDP-4	BDP-5	BDP-6	BDP-8	BDP-10	BDP-12	BDP-16
Dehumidification CAP. ⁽¹⁾	l/h	4,2	5,2	5,9	8,3	11	12,5	17,35
Air condensation power	kW	7.1	8.5	11.6	12.4	13.8	19.1	26.7

COOLING CIRCUIT

Type of compressor		ROTARY						
Gas Load	Kg.	3	3,5	4	5	9	9	10
Voltage	V/Ph/Hz	230 / 1 / 50			400 / 3 / 50			
Max. Consumption	kW	1,8	2,4	3,71	3,66	4,33	5,49	6,81

FANS

Type		CENTRIFUGAL						
Air flow rate	m ³ /h	1000	1200	1800	2800	3800	4300	5500
Total available pressure ⁽²⁾	mca	15	15	20	20	20	20	20
Max. consumption kW	RETURN	0,2	0,2	0,25	0,55	1,1	1,1	3,00

OTHER DATA

Ø Drain	mm	22						
Noise level AT 1 M	dB	68			69		70	
Weight	kg	100	110	160	182	270	360	448
Air filters		G4						

OPTIONAL

Electric heating power	W	5.0	-	-	-	-	-	-	
Hot water coil power	Power	w	11.6	22.2		35.8		54.9	
	Primary T.	°C	90						
		°C	70						
	Flow rate	l/h	500	500	990	990	1590	1590	2420
	Connection	Inches	¾"	¾"	¾"	¾"	¾"	¾"	¾"

(1) For 28 °C air T. 65% RH, 24 °C water T

(2) Return plus suction

DEHUMIDIFICATION

> THE RIGHT DEHUMIDIFIER FOR EVERY POOL

A room or veranda sheltering a pool is a place where **the relative humidity in the air is high**. Water vapour trapped inside condenses on the cold walls, forming water droplets and condensation, while the air is progressively saturated with humidity. There are many consequences of these phenomena: **appearance of mould, peeling, rusting, etc.** To ensure the comfort of bathers and long life of an indoor pool, **it is essential to install a dehumidifier.**

> SWIMMING POOLS IN CONSERVATORIES

Given the large area of glazed surfaces in a conservatory, it is strongly recommended to install a dehumidifier system with a system of ducts fitted around the room.



> COVERED POOLS

- **For use from March to November:** a simple dehumidifier, free-standing or fitted, combined with a cover can ensure a comfortable atmosphere. The ambient air can be heated as necessary, but it is generally the sun's rays that increase the air temperature.
- **For use throughout the year:** only a gas or oil boiler, accompanied by a dehumidifier unit with a hot water coil installed in a room close to the shelter, can keep bathers comfortable throughout the year.

> SPAS

In a room housing a private pool, there is very often a spa, either integrated or independent of the pool. In this case, the quantity of water evaporated by the spa must be added to that evaporated by the pool and fit the appropriate equipment.



> PROFESSIONAL SWIMMING POOLS

The greater use and higher water temperature of this type of pool causes a much greater level of evaporation. Calculating evaporation here requires complete understanding of the parameters and equipment to conduct a thermal audit.

Important: it is essential to ensure replacement of fresh air at a minimum of 22 m³/hr per person.

3 CRITERIA TO BE MET FOR OPTIMUM COMFORT:

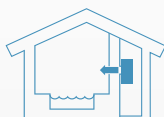
1. **Water temperature:** from 26°C to 30°C, or higher for medical or professional uses.
2. **Air temperature:** from 26°C to 30°C, often set to the same value as the water temperature.
3. **Relative humidity:** between 60% and 70%. Below 60%, it feels too cool when getting out of the water. Above 70%, it feels too muggy and condensation forms in the room.

> 3 TYPES OF DEHUMIDIFYING SYSTEMS

Zodiac® offers a wide range of solutions, split into three categories: **free-discharge, through-the-wall and ducted units.** All these systems operate on the principle of the heat pump: drawing in warm, moist air and blowing out warmer, dry air.



Free-discharge systems



Through-the-wall systems



Ducted systems

> FREE-DISCHARGE UNITS

These monoblock DT or Sirocco² systems are **designed for small volumes and require no ducting.** The units can be placed **in the room housing the pool,** more than 2 metres from the pool.

This free-discharge solution is the **simplest and most economical** for maintaining the relative humidity at a comfortable 65% level in the room. However, it is not effective in dealing with condensation on the windows.



DT 850 E



SIROCCO² FREE-DISCHARGE



Through-the-wall DF

> THROUGH-THE-WALL

These Sirocco² or DF monoblock systems are installed **in an adjacent plant room through the walls.** Only an inlet grille and an outlet grille are visible in the pool room.

This simple solution allows the **dehumidifier to be installed outside the pool hall (plant room adjacent to the pool)** but does not deal effectively with condensation on the windows.

> DUCTED MODELS

A ducted system (DF or unit) is the only solution for **dealing effectively with condensation on the windows,** because it is possible to fit outlet grilles along the glazed walls.

Only these grilles are visible in the pool room while the equipment itself can be installed **in the nearby plant room.**



Ducted DF



Ducted CAE



Ducted OMEGA

We offer an entire series of complementary accessories to enable you to build your complete installation:

- ventilation accessories
- inlet and outlet grilles
- ducts and diffusers



DEHUMIDIFIERS

A silent installation

> EXPRESSING THE NOISE LEVEL WITH PRECISION

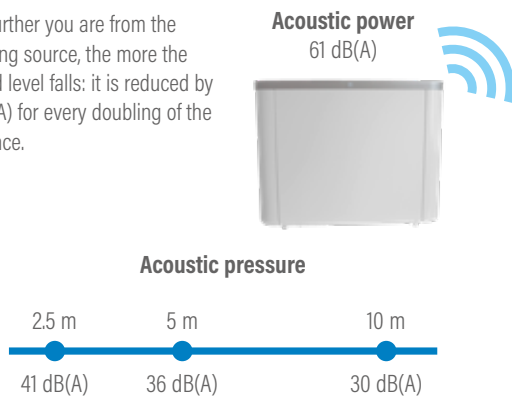
Sound level is expressed:

- Either as **acoustic power dB(A)**: this is the unmodified noise level of the emitting source.
- Or as **acoustic pressure dB(A)**: this is the sound level perceived by the human ear.

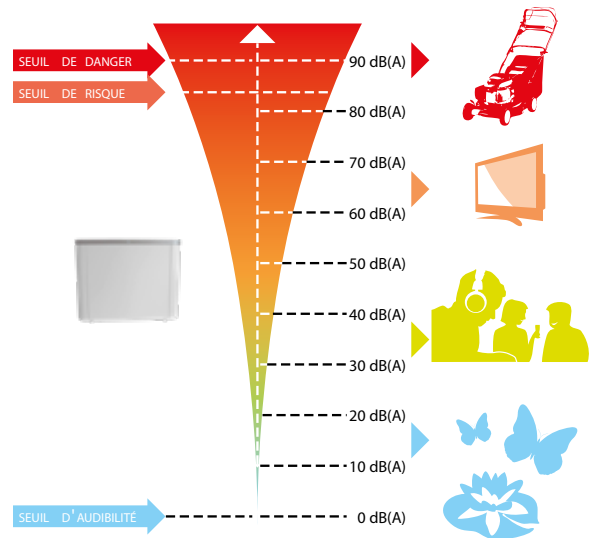
It depends on the installation environment and distance at which the measurement is made.

It must therefore always include a measuring distance.

The further you are from the emitting source, the more the sound level falls: it is reduced by 6 dB(A) for every doubling of the distance.



NOISE SCALE



To compare the noise level of several machines, check what type of value you have, power or pressure, and if it is pressure then at what distance was it measured!

> REDUCE NOISE TRANSMISSION THROUGH THE DUCTS

Special attention will be given to the aeraulic networks:

- **Size the ducts appropriately for the air flow**, limit turbulent sections, provide straight lines between each turbulent section.
- **Reduce the transmission of vibrations through the ducts:**
 - Install sleeves where they pass through walls,
 - Use anti-vibration collars to support ducts,
 - Use flexible couplings between the equipment and the duct network.
- **Size the inlet and outlet grilles** appropriately for the air flow rates passing through them. Provide expansion chambers between the grille and the duct.
- **Fit a sound trap**, if necessary, in the outlet ducts, particularly to avoid the noise propagating.



Example of duct installation



Support frame



Anti-vibration blocks

> RECOMMENDATIONS FOR INSTALLING A DEHUMIDIFIER

A dehumidifier system includes 'moving' parts (compressor, fan, etc.), vibrations from which can spread and build up. A ducted unit installed in a plant room will provide the best possible noise solution.

However, to avoid or reduce disturbances, a few installation rules should be observed:

- **Install the dehumidifier on suitable anti-vibration blocks.** Renew them if necessary, because they lose effectiveness over time.
- **Install the system** either on a mounting base independent from the building and weighing twice as much as the dehumidifier, or on a very rigid support frame.

HYGRO CONTROL

Simple dehumidification

Hygro Control is a hygro-thermostat designed exclusively by Zodiac® for easy and intuitive control of the dehumidification equipment.



REFERENCE POINT

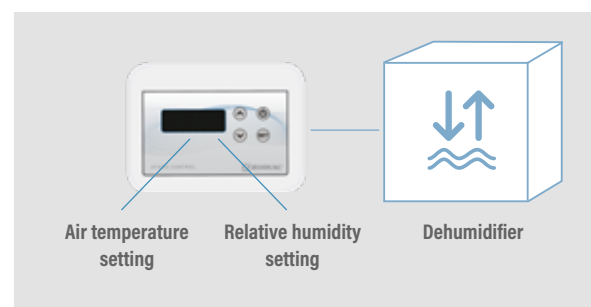
Find Zodiac® dehumidification products equipped with the Hygro Control function by locating this pictogram in the catalogue.

> HOW DOES IT WORK?

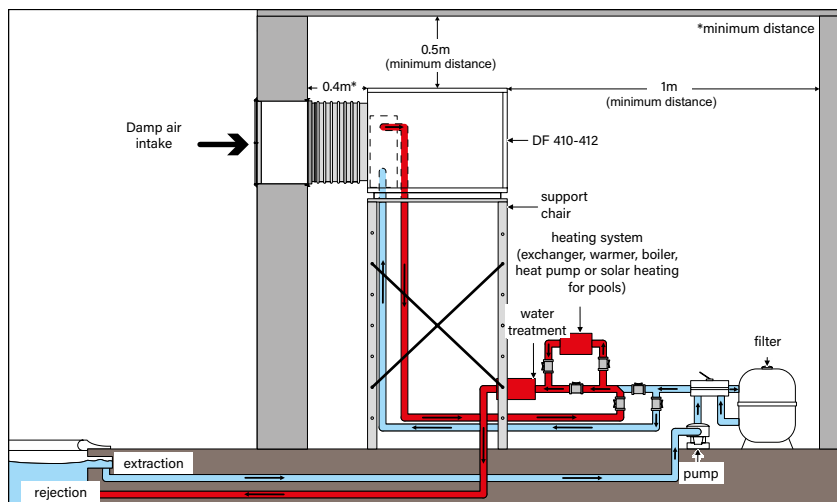
Hygro Control is an accurate and easy to use digital control unit for **setting the desired relative humidity**. Relative humidity characterises the moisture in the air, specifically the quantity of water present as gas in the air in the room or conservatory housing the pool.

If the dehumidifier is fitted with the 'heating' option, Hygro Control can also set the room air temperature.

The unit is supplied with CAE, DF and OMEGA dehumidifiers. Mounted on the wall, it is connected to the dehumidifier.



STANDARD INSTALLATION



Example of an installation with a CAE

- Hygro Control should be installed at least 50cm from the outlet
- Do not put it above an outlet grille (CAE, DF, OMEGA)
- It should be at least 1.5m from the floor

Equipping a pool with a good roof and a suitable ventilation system for the room increases the efficiency of the dehumidification system.



DT 850 E



- + Ideal for small pools
- + All-in-one, free-standing design: easy to install
- + Regulation with digital display

DESCRIPTION

- Indoor, single block dehumidifier, to be installed in the area to be treated
- ABS body
- Sealed type thermodynamic circuit
- Very silent centrifugal turbine
- Hermetic compressor with built-in protection
- Thermostatic defrosting using forced ventilation
- Electronic regulation using a built-in hygrometer
- Thermoformed anti-rust casing
- Washable air filter
- 2 ventilation speeds

2
YEAR
WARRANTY


EASY
INSTALLATION


ALL TYPES
OF SPAS

PRODUCT REFERENCES

Model	DT 850 E
Standard Model	W28DT850R290

TECHNICAL FEATURES

Model	DT 850 E
Capacity (l/h)*	2,2
Absorbed power (W)	970
Air flow (m ³ /h)	500
Electric power supply	220-240V / 1 N~ / 50Hz
Nominal operating power (A)	4,3
Refrigerant fluid	R290
Refrigerant fluid quantity (kg)	0,3

*in the following nominal conditions: air 30°C, humidity 70%.

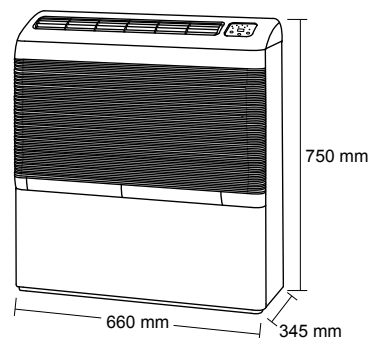
It is recommended to change the filters every year to allow the maximum performance of the dehumidifier.

WEIGHT AND DIMENSIONS

Model	DT 850 E
Weight (kg)	37

OPTIONAL ACCESSORIES

Filter DT 850 / DT 850 E - W28FIDT5



SIROCCO²

Comfort and intelligence



> OPTIMAL COMFORT

Thanks to its **silence mode** and **vertical air outlet**, the Sirocco² is a discreet dehumidification unit, helping you forget it's here.

> BUILT-IN INTELLIGENCE

With its humidity sensor's self-diagnostic feature, the Sirocco² **ensures the right relative humidity level** in all circumstances to preserve the facility's sustainability. Furthermore, when the pool is inoccupied (closed cover), **it reduces its energy consumption** by lowering the air heating temperature.

> HARMONIOUS DESIGN

With its sleek lines and no visible grid, the Sirocco² **fits elegantly and discreetly** into all indoor pool environments.



HUMIDITY SENSOR

Located in the air flow, with easy access through the side panel.



« TEST » MODE

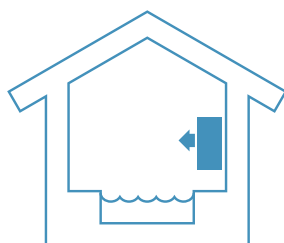
To check, whether at first installation or during diagnostics, the right configuration of the dehumidifier and its options.



SELF-DIAGNOSTIC

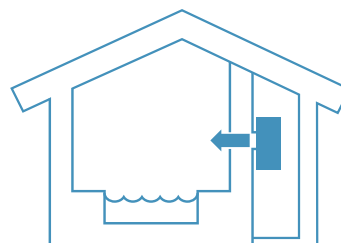
Automatic detection of the humidity measures inconsistencies. Dehumidifying function is always ensured by default.

2 possible configurations, on-site



FREE-DISCHARGE :

wall-mounted or floor-standing



THROUGH-THE-WALL

SIROCCO²



2 YEAR
WARRANTY



- + Optimal comfort
- + Built-in intelligence
- + Harmonious design

EQUIPEMENTS

- Vertical blowing
- Free-discharge or Through-the wall mounting (with accessories)
- Galvanized, epoxy painted body
- Built-in hygro-sensor
- Embedded LCD (LED) display (remote control as an option)
- 2-speed centrifugal fan with Silence mode
- Energy-saving mode (with pool cover contact)
- Air heating options electric resistance or hot water coil, on-site integrable, into the main body of the dehumidifier (no additional space required).

ACCESSORIES INCLUDED IN THE PACK

- Wall fixing profile
- Air inlet filter

PRODUCT REFERENCES

SIROCCO ²	SIROCCO ² 2M	SIROCCO ² 3M	SIROCCO ² 5M	SIROCCO ² 5T
Standard model	WD002088	WD002089	WD002090	WD002091

TECHNICAL FEATURES

SIROCCO ²	SIROCCO ² 2M	SIROCCO ² 3M	SIROCCO ² 5M	SIROCCO ² 5T
Capacity (l/h)*	2,5	3,8	5,5	5,7
Absorbed power*** (W)	1210	2120	2580	2810
Air flow (m ³ /h)	600	800	1000	
Electric power supply	220-240V / 1 N~ / 50Hz			380-400V / 3N~ / 50Hz
Nominal absorbed intensity (A)***	5,3	9,5	11,8	4,8
Max. absorbed intensity (A)***	6,9	12,5	16,7	5,7
Refrigerant fluid	R410A			
Refrigerant fluid quantity (kg)	0,93	1,15	1,65	
Evacuation of condensate	Flexible tube Ø12/18			
Acoustic Power, (dB(A) in Standard / Silence mode)**	61,5 / 58,5	65 / 62	63,5 / 60	64,5 / 61
Acoustic pressure at 1m (dB(A) in Standard / Silence mode)**	47 / 44	51 / 48	49 / 45	50 / 46

* Standard unit, in the following nominal conditions: air 30°C, humidity 70%, Standard mode

** According to EN60704-1:2010+A11:2012 standard. Values measured and certified by the CCTM (Centre de Transfert de Technologie du Mans) on standard units (without options)

*** Excluding the power consumption of electric heating options.

OPTIONAL ACCESSORIES

Through-the-wall kit Sirocco ²	Electric resistance Sirocco ²	Hot water coil Sirocco ²	Stander, Sirocco ² Light Grey	Stander, Sirocco ² Dark Grey	Remote control, Sirocco ²	Retrocompatible through the wall kit between Sirocco 80M and Sirocco ² 3M
2M/3M: R0829500 5M/5T: R0829600	2M: R0829800 3M: R0829900 5M: R0830000 5T: R0894100	2M: R0830100 3M: R0830200 5M/5T: R0830300	2M/3M: R0893700 5M/5T: R0893800	2M/3M: R0893900 5M/5T: R0893800	R0829700	R0829700

ELECTRIC RESISTANCE SPECIFICATIONS

SIROCCO ²	SIROCCO ² 2M	SIROCCO ² 3M	SIROCCO ² 5M	SIROCCO ² 5T
Electric resistance power (kW)	2	3		4,5
Electric resistance Max. absorbed intensity (A)	8,7	13,1		19,6

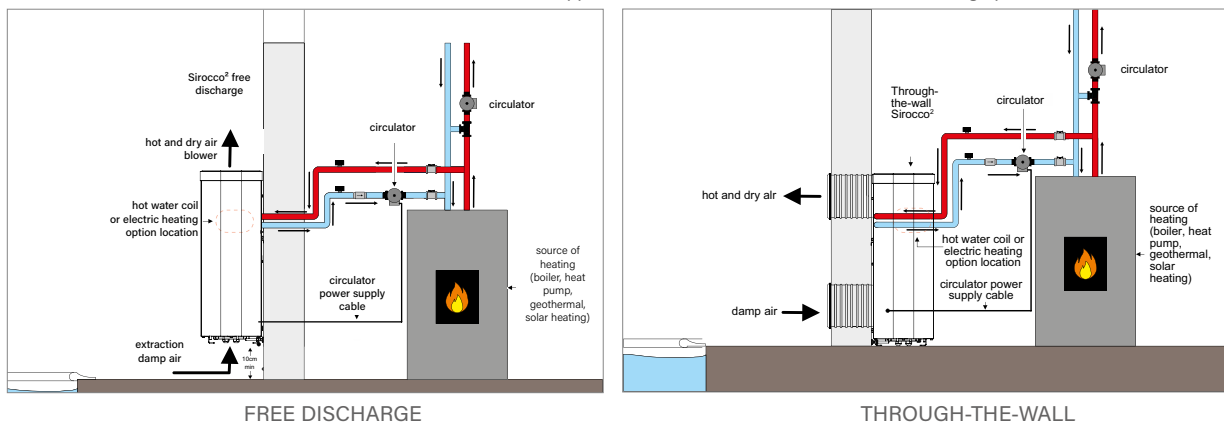
HOT WATER COIL SPECIFICATIONS

SIROCCO ²	SIROCCO ² 2M	SIROCCO ² 3M	SIROCCO ² 5M	SIROCCO ² 5T
Power (kW) with primary at 50-40 °C / 90-70 °C	2,2 / 7,1	3,2 / 8,1		3,7 / 11,1
Water flow (m ³ /h) with primary at 50-40 °C / 90-70 °C	0,18 / 0,3	0,27 / 0,35		0,31 / 0,47
Load loss (mCE) with primary 90/70°C	1,6 / 2,8	2,3 / 3,9		1,7 / 3,5
Connection (mm)	15 / 21 male thread			

INSTALLATION

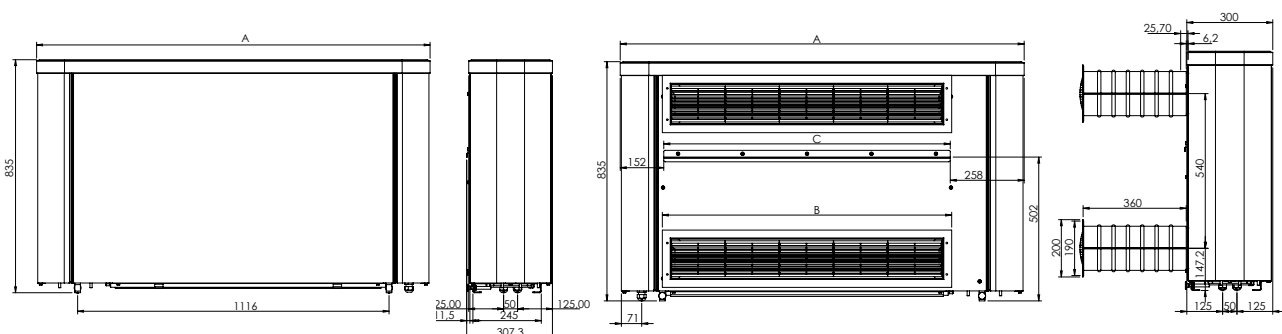
- Operating conditions (ambient air temperature range) : +10°C to +40°C for the dehumidification function; +5°C to +40°C for the air heating function alone
- Air heating options can be added within the unit: electric resistance or hot water coil
- When the wall cannot withstand the load of the unit, it is mandatory to mount the optional stander as an additional support.
- The unit shall always be attached to the wall in order to prevent any tilt, even when equipped with a stander.
- For more information, read the installation and user guide

Installation of an appliance with the hot water coil or electric heating option.



WEIGHT AND DIMENSIONS

Model	SIROCCO ² 2M	SIROCCO ² 3M	SIROCCO ² 5M	SIROCCO ² 5T
A		1060		1410
B		630		1010
C : Anchor points		700		1000
Space: Tolerance +2/-0 mm		580 x 145		998 x 165
Number of grates		2 x 3		2 x 5
Weight (kg) (basic model)	70	80		95



DF Through-the-wall



2 YEAR
WARRANTY



- + Hidden installation without ducts, for simplified project design
- + Available in 3 capacities (3.5 to 8 l/h)
- + Air heating options (electric heating or hot water coil)

ACCESSORIES INCLUDED IN THE PACK



Hygro control box

PRODUCT REFERENCES

DF Through-the-wall	DF 403M	DF 405M	DF 405T	DF 408M	DF 408T
Standard Model	W28DF403ME	W28DF405ME	W28DF405TE	W28DF408ME	W28DF408TE
Model with electric heating option	W28DF403MEE	W28DF405MEE	W28DF405TEE	W28DF408MEE	W28DF408TEE
Model with hot water coil option	W28DF403MEB	W28DF405MEB	W28DF405TEB	W28DF408MEB	W28DF408TEB

TECHNICAL FEATURES

DF Through-the-wall	DF 403M	DF 405M	DF 405T	DF 408M	DF 408T
Capacity (l/h)*	3,5	5		8	
Absorbed power** (W)	1500	1860		2600	
Air flow (m ³ /h)	1300			1700	
Electric power supply	220-240V / 1 N~ / 50Hz		380-400V / 3N~ / 50Hz	220-240V / 1 N~ / 50Hz	380-400V / 3N~ / 50Hz
Max. absorbed intensity (A)**	13,2	16,1	7,3	24,8	9,5
Refrigerant fluid	R407C				
Refrigerant fluid quantity (kg)	1,18	1,21		1,52	
Evacuation of condensate	PVC 1/2 union, Ø 32, glued				

OPTIONAL ACCESSORIES

Double deflector supply grate	DF support frame	Remote control electrical unit
WTT02365	WTO04000	W28DEPORT

For all DF orders a deposit of 30% will be requested with the order.

* Standard unit, in the following nominal conditions: air 30°C, humidity 70%.

** Excluding the power consumption of electric heating options.

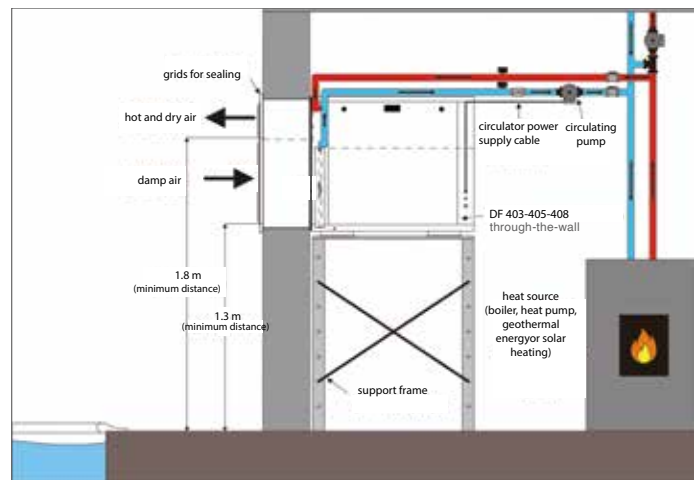
HOT WATER COIL SPECIFICATIONS

DF Through-the-wall	DF 403M	DF 405M	DF 405T	DF 408M	DF 408T
Power (kW) with primary at 50-40 °C / 90-70 °C		3,9 / 12,4		4,6 / 14,8	
Water flow (m ³ /h) with primary at 90/70°C		0,56		0,65	
Load loss (mCE) with primary 90/70°C		0,059		0,081	
Connection (mm)	20 / 27 male thread				

INSTALLATION

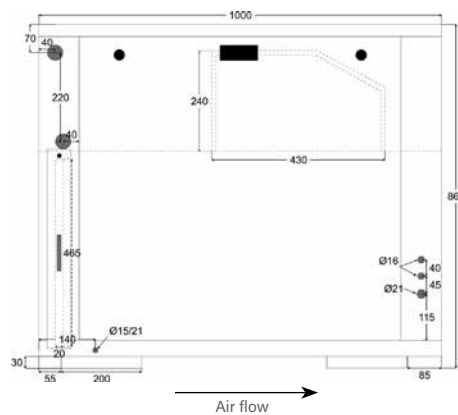
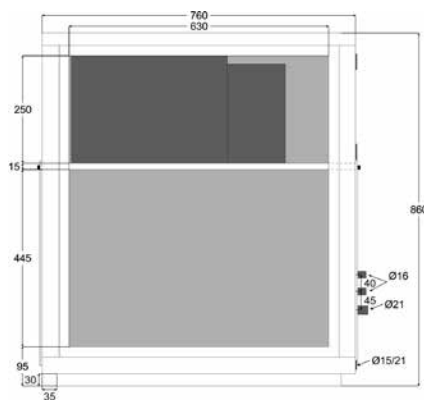
- Installation in a technical room nearby the pool hall.
- Blower and intake grates mounted on the part to be mortared included with the appliance.
- Possibility of double deflector grates to direct the hot dry air towards the windows.
- Hot water coil assembled inside the appliance (option).
- Extra electric heating using incorporated electric heating elements (option).
- Filter on the intake.
- Reversible installation: right-hand (standard) or left-hand (optional) access to the technical door.

Installation of an appliance with the hot water coil option.





WEIGHT AND DIMENSIONS

DF Through-the-wall	DF 403M	DF 405M	DF 405T	DF 408M	DF 408T
Weight (kg)	129	130		133	



Access panel as standard for electrical connections

Grate to be mortared



DF ducted 403 - 408



2
YEAR
WARRANTY



- + Horizontal, ducted installation
- + Available in 5 capacities (3.5 to 12 l/h)
- + Air heating options (electric heating or hot water coil)

ACCESSORIES INCLUDED IN THE PACK



Hygro control box

PRODUCT REFERENCES

DF ducted	DF 403M	DF 405M	DF 405T	DF 408M	DF 408T
Standard Model	W28DF403MG	W28DF405MG	W28DF405TG	W28DF408MG	W28DF408TG
Model with electric heating option	W28DF403MGE	W28DF405MGE	W28DF405TGE	W28DF408MGE	W28DF408TGE
Model with hot water coil option	W28DF403MGB	W28DF405MGB	W28DF405TGB	W28DF408MGB	W28DF408TGB

TECHNICAL FEATURES

DF ducted	DF 403M	DF 405M	DF 405T	DF 408M	DF 408T
Capacity (l/h)*	3,5	5		8	
Absorbed power*** (W)	1500	1860		2600	
Air flow (m ³ /h)	1300			1700	
Available pressure (mCE)	10				
Electric power supply	220-240V / 1 N~ / 50Hz		380-400V / 3N~ / 50Hz	220-240V / 1 N~ / 50Hz	380-400V / 3N~ / 50Hz
Max. absorbed intensity (A)***	13,2	16,1	7,3	24,8 ***	9,5 ***
Refrigerant fluid	R407C				
Refrigerant fluid quantity (kg)	1,18	1,21		1,52	
Evacuation of condensate	PVC 1/2 union, Ø 32, glued				
Acoustic Power ((dB(A))**	71,5			73,6	

For all DF orders a deposit of 30% will be requested with the order.

* Standard unit, in the following nominal conditions: air 30°C, humidity 70%.

** Values measured and certified in compliance with EN ISO 3741 & EN ISO 354 standards, by CCTM (Centre de Transfert de Technologie du Mans) on standard units.

*** Excluding the power consumption of electric heating option.

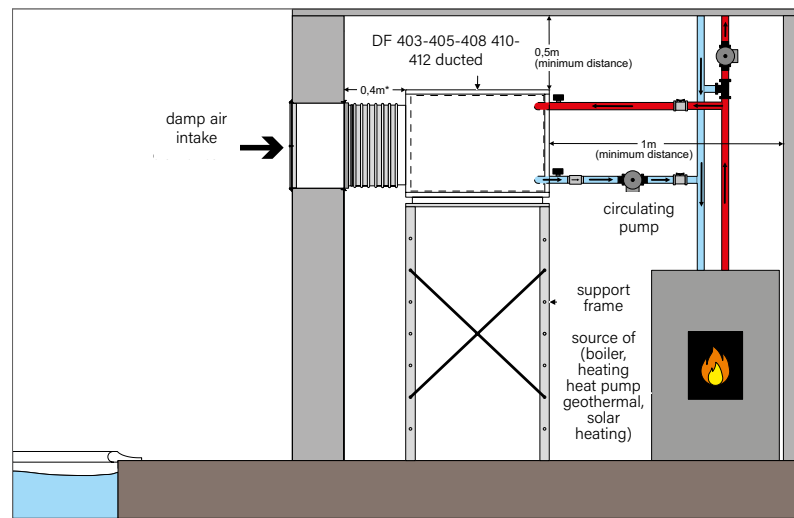
HOT WATER COIL SPECIFICATIONS

Model	DF 403M ducted	DF 405M ducted	DF 405T ducted	DF 408M ducted	DF 408T ducted
Power (kW) with primary at 50-40 °C / 90-70 °C	4,6 / 14,6			5,5 / 17,6	
Water flow (m ³ /h) with primary at 90/70°C	0,65			0,78	
Load loss (mCE) with primary 90/70°C	0,059			0,081	
Connection (mm)	20 / 27 male thread				

INSTALLATION

- Installation in a technical room nearby the pool hall.
- Blower and intake grates mounted on the part to be mortared included with the appliance.
- Duct diameter: Ø 315 mini or 400 x 200.
- Possibility of double deflector grates to direct the hot dry air towards the windows.
- Reversible installation: right-hand (standard) or left-hand (optional) access to the technical door.
- Hot water coil and electric heating options are integrated outside the air outlet which adds a thickness to the installation. It is highly recommended to integrate these options during first installation.
- Air heating options (electric resistance and hot water coil) increase the overall dimensions of the units. It is recommended to plan their integration early in the design process. Find out more details in the installation guide.


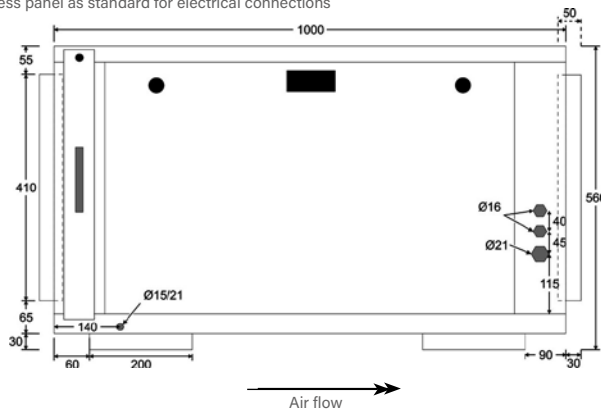
Installation of an appliance with the hot water coil option (models 403 to 412).



WEIGHT AND DIMENSIONS

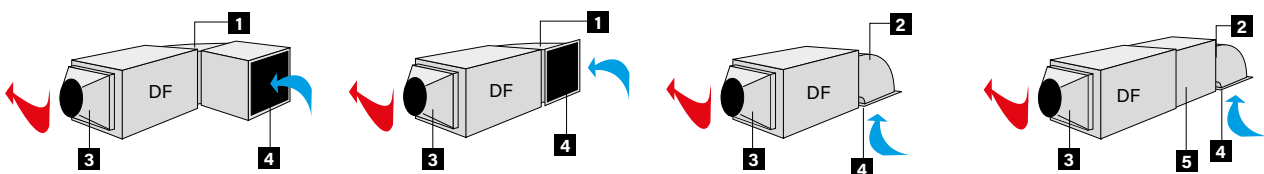
DF ducted	DF 403M	DF 405M	DF 405T	DF 408M	DF 408T
Weight (kg)		113			117

Access panel as standard for electrical connections



ACCESSOIRES EN OPTION

1	2	3	3	4	5			
Double deflector supply grate	Vertical angle 90°	Outlet DF Ø 315	Outlet DF Ø 400	Standard outlet 625 x 425	Circular sound trap with core Ø 315	Sound trap rectangular length 500 mm	DF Chassis support	Remote control electrical unit
WCH03716	WCH03717	WCH03715	WCH03729	WTT02355	WCH03681	WCH03718	WTO04000	W28DEPORT



DF ducted 410 - 412



2 YEAR
WARRANTY



- + Horizontal, ducted installation
- + Available in 5 capacities (3.5 to 12 l/h)
- + Air heating options (electric heating or hot water coil)
- + Titanium water condenser option, enabling to re-use the excess heat to warm the pool

ACCESSORIES INCLUDED IN THE PACK



Hygro control box

PRODUCT REFERENCES

DF ducted	DF 410M	DF 410T	DF 412T
Standard Model	W28DF410MG	W28DF410G	W28DF412G
Model with water condensed option	W28DF410MGC	W28DF410GC	W28DF412GC
Model with electric heating option	W28DF410MGE	W28DF410GE	W28DF412GE
Model with electric heating option and water condenser	W28DF410MGEC	W28DF410GEC	W28DF412GEC
Model with hot water coil option	W28DF410MGB	W28DF410GB	W28DF412GB
Model with hot water coil option and water condenser	W28DF410MGBC	W28DF410GBC	W28DF412GBC

TECHNICAL FEATURES

DF ducted	DF 410M	DF 410T	DF 412T
Capacity (l/h)*	10		12
Absorbed power*** (W)	3470		4170
Air flow (m ³ /h)	2000		
Available pressure (mCE)	10		
Electric power supply	220-240V / 1 N~ / 50Hz		380-400V / 3N~ / 50Hz
Max. absorbed intensity (A)***	20,5	11,9	14
Refrigerant fluid quantity (kg)	2,7 / 2,82 (1)		2,9 / 3,82 (1)
Evacuation of condensate	PVC 1/2 union, Ø 32, glued		
Acoustic Power ((dB(A))**	-		76,7

For all DF orders a deposit of 30% will be requested with the order.

* Standard unit, in the following nominal conditions: air 30°C, humidity 70%.

** Values measured and certified in compliance with EN ISO 3741 & EN ISO 354 standards, by CCTM (Centre de Transfert de Technologie du Mans) on standard units.

*** excluding the power consumption of electric heating option.

**** DF412 in single phase on request.

(1) for units with water condenser option.

ELECTRIC RESISTANCE SPECIFICATIONS

DF ducted	DF 410M	DF 410T	DF 412T
Electric resistance power (kW)		23	
Electric resistance Max. absorbed intensity (A)		7	

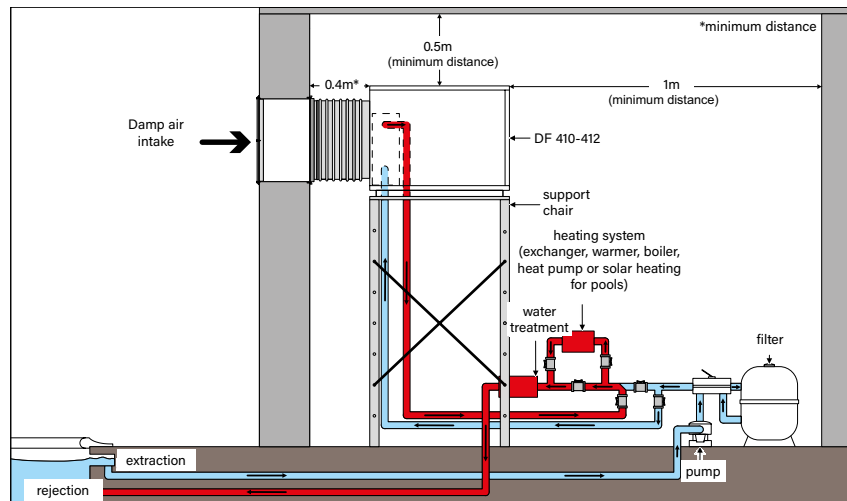
HOT WATER COIL SPECIFICATIONS

DF ducted	DF 410M	DF 410T	DF 412T
Power (kW) with primary at 50-40 °C / 90-70 °C		7 / 23	
Water flow (m ³ /h) with primary at 90/70°C		1,1	
Load loss (mCE) with primary 90/70°C		0,204	
Connection (mm)		20 / 27 male thread	

INSTALLATION

- Installation in a technical room nearby the pool hall.
- Available pressure 0,01 mCE making it possible to install a duct network to carry hot, dry air the length of the window bays.
- Duct diameter: Ø 400 mini or 400 x 300.
- Reversible installation: right-hand (standard) or left-hand (optional) access to the technical door.
- Hot water coil and electric heating options are integrated outside the air outlet which adds a thickness to the installation. It is highly recommended to integrate these options during first installation.
- Air heating options (electric resistance and hot water coil) increase the overall dimensions of the units. It is recommended to plan their integration early in the design process. Find out more details in the installation guide.

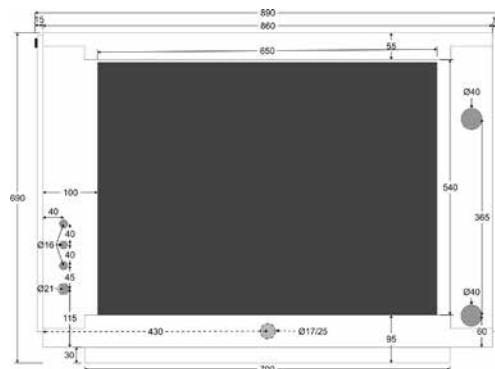
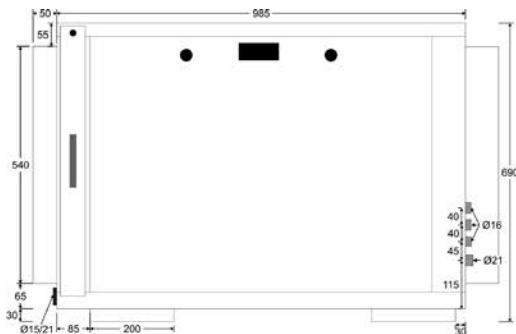
Installation of an appliance with the condenser option (models 410 ducted and 412 ducted only).



WEIGHT AND DIMENSIONS

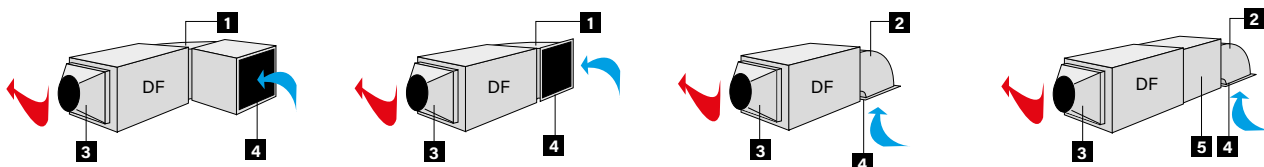
DF ducted	DF 410M	DF 410T	DF 412T
Weight (kg)		147	149

Access panel as standard for electrical connections



ACCESSOIRES EN OPTION

1	2	3	4	5		
Horizontal angle 90°	Vertical angle 90°	Outlet DF Ø 400	Standard outlet 625 x 425	Sound trap rectangular length 635 x 525 long. 500 mm	DF Chassis support	Remote control electrical unit
WCH03698	WCH03699	WCH03700	WTT02355	WCH03709	WTO04000	W28DEPORT





- + Vertical, ducted installation with modular air intake/outlet configurations
- + Available in 4 capacities (8 to 13.5 l/h)
- + Air heating options (electrical heating or hot water coil)
- + Titanium water condenser option, enabling to re-use the excess heat to warm the pool

ACCESSORIES INCLUDED IN THE PACK



Hygro control box

PRODUCT REFERENCE

CAE ducted	508M	508T	510T	513T		
Standard model	W28CAE8M	W28CAE8	W28CAE10	W28CAE13		
Model with water condenser option	W28CAE8MC	W28CAE8C	W28CAE10C	W28CAE13C		
Model with electric heating option	W28CAE8ME	W28CAE8E	W28CAE10E9	W28CAE10E18	W28CAE13E9	W28CAE13E18
	4,5 kW	9 kW	9 kW	18 kW	9 kW	18 kW
Model with electric heating option and water condenser	W28CAE8MEC	W28CAE8EC	W28CAE10E9C	W28CA10E18C	W28CAE13E9C	W28CA13E18C
	4,5 kW	9 kW	9kW	18kW	9 kW	18 kW
Model with hot water coil option	W28CAE8MB	W28CAE8B	W28CAE10B	W28CAE13B		
	23 kW	23 kW	35 kW	41 kW		
Model with Model with hot water coil option and water condenser	W28CAE8MBC	W28CAE8BC	W28CAE10BC	W28CAE13BC		
	23 kW	23 kW	35 kW	41 kW		

TECHNICAL SPECIFICATIONS

CAE ducted****	508M	508T	510T	513T
Capacity (l/h)*	8		10	13,5
Absorbed power*** (W)	2710		4040	5430
Nominal airflow (m ³ /h)	2040		2720	3400
Air flow (m ³ /h)	2400		3050	3800
Min. air flow (m ³ /h)	1780		2380	2970
Available pressure (mCE)	15		19	23
Electric power supply	220-240V / 1 N~ / 50Hz		380-400V / 3N~ / 50Hz	
Nominal absorbed intensity (A)***	17,5	5,3	8,5	11
Max. absorbed intensity (A)***	37,1	8	14,5	17
Refrigerant fluid quantity (kg)	1,3/1,45 (1)		2,2/2,5 (1)	
Acoustic Power ((dB(A))**	-	77,6	-	77,6

For all CAE orders a deposit of 30% will be requested with the order.

* Standard unit, in the following nominal conditions: air 30°C, humidity 70%.

** Values measured and certified in compliance with EN ISO 3741 & EN ISO 354 standards, by CCTM (Centre de Transfert de Technologie du Mans) on standard units.

*** excluding the power consumption of electric heating option.

**** An annual check of the sealing of the refrigerating circuit must be carried out for all refrigerating equipment with a load in refrigerating fluid >2 kg and < 30 kg (cf. Art 3 7/05/05 regulation, French decree n° 737-2007).

CAE 510 single phase on request.

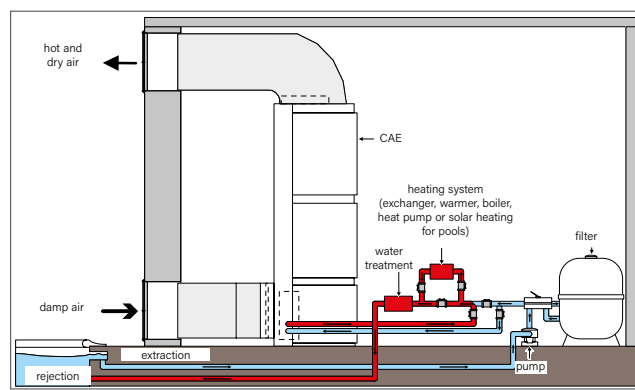
(1) for units with water condenser option.

HOT WATER COIL SPECIFICATIONS

CAE ducted	508M	508T	510T	513T
Power (kW) with primary at 50-40 °C / 90-70 °C	5,9 / 23		9,8 / 35	11,6 / 41
Water flow (m³/h) with primary at 90/70°C	1		1,6	1,9
Load loss (mCE) with primary 90/70°C	1,25		1,9	2,5
Connection (mm)	20 / 27 male thread			

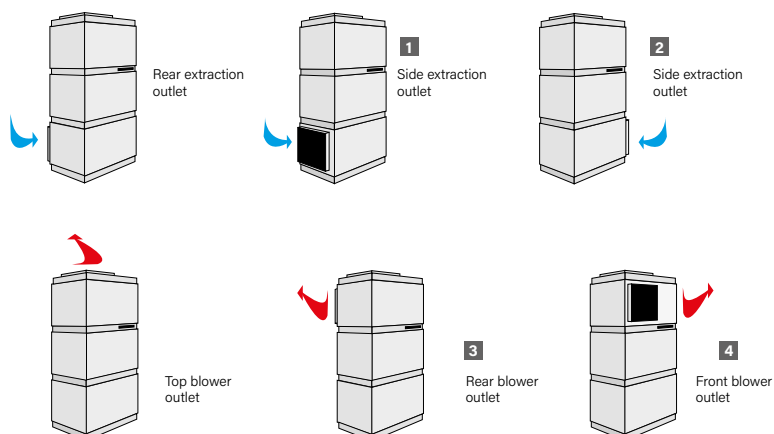
EXTRACTION AND BLOWER OPTIONS

- Installation of an appliance with the TITANIUM water condenser option.
- Damp air intake: the standard intake is installed in the lower part at the rear of the CAE. Optionally, the intake can be installed in the lower part on the left or right hand sides of the CAE.
- Dry air blower: the standard dry air blower is installed in the upper part on the top of the CAE. Optionally the blower can be installed on the top part on the front or rear face of the CAE.



EXTRACTION AND SUPPLY

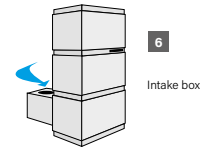
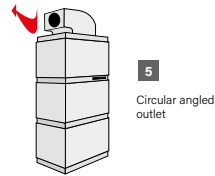
CAE ducted	508M	508T	510T	513T
Extractor on the left (frame + filter) 1			W28REGA	
Extractor on the right (frame + filter) 2			W28REDR	
Rear blower (frame) 3			W28SOAR	
Front blower (frame) 4			W28SOAV	



EXTRACTION AND SUPPLY BOX

CAE ducted	508M	508T	510T	513T
Diameter	Ø 400		Ø 500	
Circular angled outlet	WCH01251		WCH01252	
System central intake box	WCH01253		WCH01254	
Intake box for 625 x 425 grate	WCH03719		Contact us	

Other accessories or casing: contact us

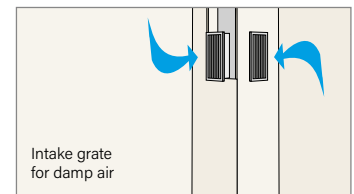
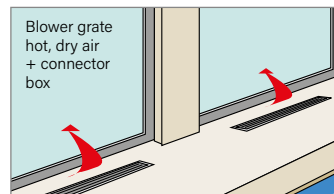


SOUND TRAP

CAE ducted	508M	508T	510T	513T
Diameter	Ø 400		Ø 500	
Sound trap	WCH03682		WCH03683	

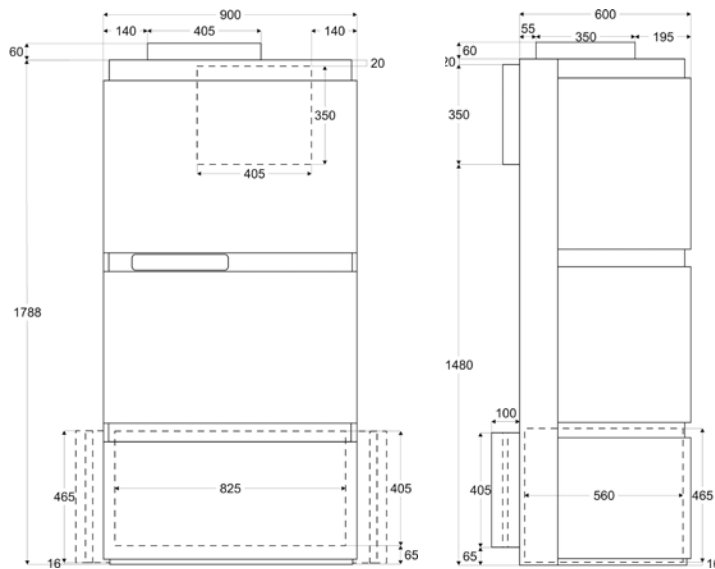
CAE TECHNICAL ROOM + DUCTS

- Installation of an appliance with the TITANIUM water condenser option.
- Damp air intake: the standard intake is installed in the lower part at the rear of the CAE. Optionally, the intake can be installed in the lower part on the left or right hand sides of the CAE.
- Dry air blower: the standard dry air blower is installed in the upper part on the top of the CAE. Optionally the blower can be installed on the top part on the front or rear face of the CAE.



DIMENSIONS (MM) AND WEIGHT

CAE ducted	508M	508T	510T	513T
Weight (kg, excluding accessories and options)	228		235	240

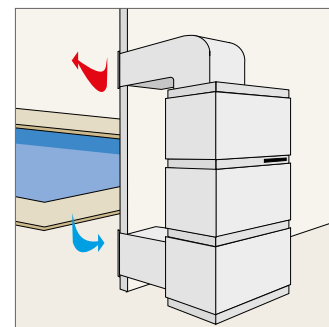


AIR EXTRACTION AND SUPPLY ACCESSORIES

CAE ducted	508M	508T	510T	513T
Diameter	Ø 400		Ø 500	
Circular rear extraction accessories ⁽¹⁾	WCH01245		WCH01246	
Circular side extraction accessories ⁽¹⁾	WCH01247		WCH01248	
Circular top extraction accessories ⁽²⁾	WCH01249		WCH01250	
Circular front/rear blower accessories ⁽¹⁾	WCH01249		WCH01250	

OPTIONAL ACCESSORIES

625 x 425 grate (plan for 2 grates)	Double 625 x 425 deflector (blower)	Sound trap	Blower angle	Remote regulator box for the dehumidifier	Remote regulator box for 2 dehumidifiers
WTT02355	WTT02366	WCH01234	WCH01255	R0771000	R0771100



OMEGA



2 YEAR
WARRANTY



- + Vertical, ducted installation with modular air intake/outlet configurations
- + Available in 5 capacities (10 to 28 l/h)
- + Air heating options (electrical heating or hot water coil)
- + Titanium water condenser option, enabling to re-use the excess heat to warm the pool

ACCESSORIES INCLUDED IN THE PACK



Hygro control box

PRODUCT REFERENCES

OMEGA ducted	10T	14T	16T	20T	28T
Standard model	W28OM10	W28OM14	W28OM16	W28OM20	W28OM28
Model with water condenser option	W28OM10C	W28OM14C	W28OM16C	W28OM20C	W28OM28C
Model with electric heating option	W28OM10E	W28OM14E	W28OM16E	W28OM20E	W28OM28E
Model with electric heating option and condenser	W28OM10EC	W28OM14EC	W28OM16EC	W28OM20EC	W28OM28EC
Model with hot water coil option	W28OM10B	W28OM14B	W28OM16B	W28OM20B	W28OM28B
Model with hot water coil option and condenser	W28OM10BC	W28OM14BC	W28OM16BC	W28OM20BC	W28OM28BC

TECHNICAL FEATURES

OMEGA ducted	10T	14T	16T	20T	28T
Capacity (l/h)*	10	14	16	20	28
Absorbed power*** (W)	3 840	4 390	5 830	6 430	9 900
Air flow (m ³ /h)	3 000	4 000	5 000	6 000	8 500
Available pressure (mCE)	20				
Electric power supply	380-400V / 3N~ / 50Hz				
Nominal absorbed intensity (A)***	7,6	9	12	16,4	19
Max. absorbed intensity (A)***	13	16	18,5	20,1	23,8
Refrigerant fluid	R407C				
Refrigerant fluid quantity (kg)	3,5/3,8 (1)		3,5/3,9 (1)	3,5/3,8 (1)	8,2/8,5 (1)
Acoustic Power ((dB(A))**	-	83,6	-	82	-

For all OMEGA orders a deposit of 30% will be requested with the order.

* Standard unit, in the following nominal conditions: air 30°C, humidity 70%.

** Values measured and certified in compliance with EN ISO 3741 & EN ISO 354 standards, by CCTM (Centre de Transfert de Technologie du Mans) on standard units.

*** excluding the power consumption of electric heating option.

**** An annual check of the sealing of the refrigerating circuit must be carried out for all refrigerating equipment with a load in refrigerating fluid >2 kg and < 30 kg (cf. Art 3 7/05/05 regulation, French decree n° 737-2007).

(1) for units with water condenser option.

ELECTRIC RESISTANCE SPECIFICATIONS

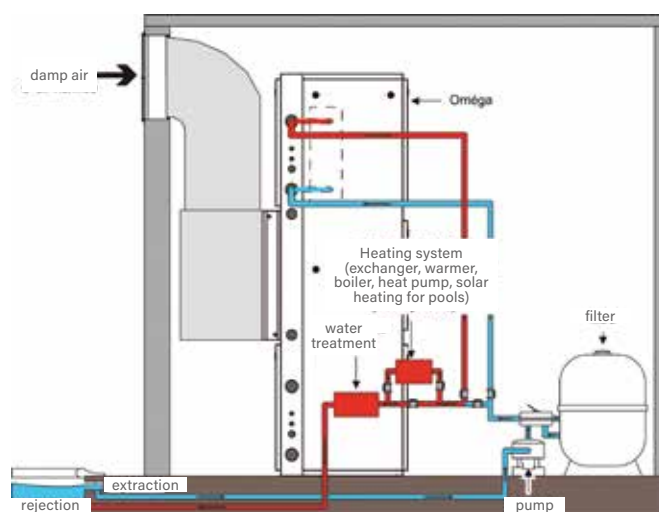
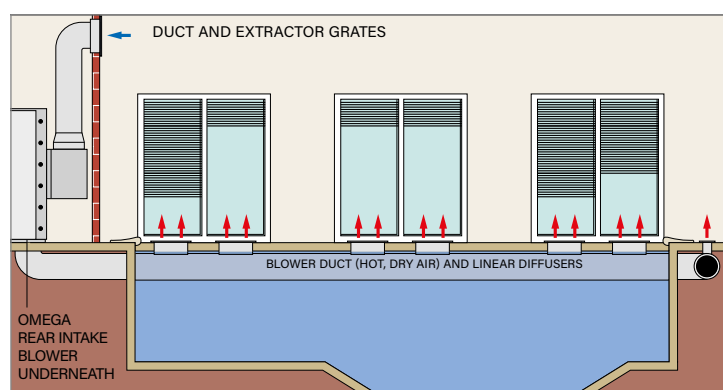
OMEGA ducted	10T	14T	16T	20T	28T
Electric resistance power (kW)	24	34	42	53	76
Electric resistance Max. absorbed intensity (A)	9,5	11,6	13,6	15,2	23

HOT WATER COIL SPECIFICATIONS

OMEGA ducted	10T	14T	16T	20T	28T
Power (kW) with primary at 50-40 °C / 90-70 °C	9,5 / 24	11,6 / 34	13,6 / 42	15,2 / 53	23 / 76
Water flow (m ³ /h) with primary at 90/70°C	1,66	2,03	2,35	2,64	3,98
Load loss (mCE) with primary 90/70°C	0,93	1,34	1,76	2,17	1,41
Connection (mm)	20 / 27 male thread				

INSTALLATION

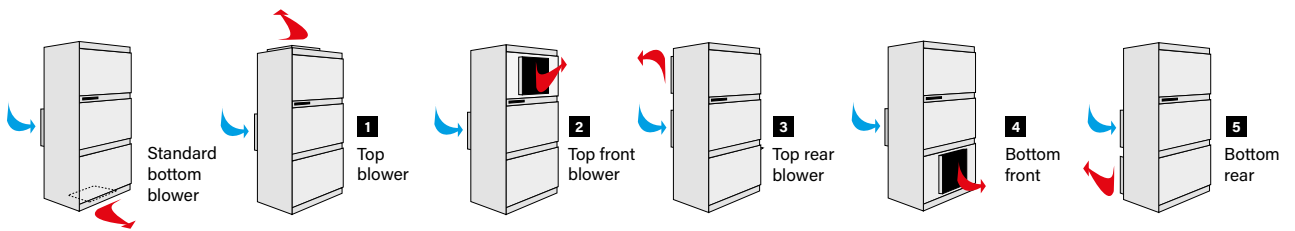
- Installation in a technical room nearby the pool hall.
- Damp air extractor frame on the rear face for connection to wall or ceiling extractor duct.
- Hot, dry air blower either under or over the system for direct assembly on buried ducts or ceiling service area ducts.
- Simplified aeraulic assembly with very little load loss making it possible to keep the available ventilator pressure for the duct network.
- Hot water coil or extra electric heating fitted inside the system (see options).
- A remote regulator box, temperature sensor and humidity sensor in a duct and box enable you to adjust the operation of one unit or two dehumidifier units.



BLOWER OPTIONS

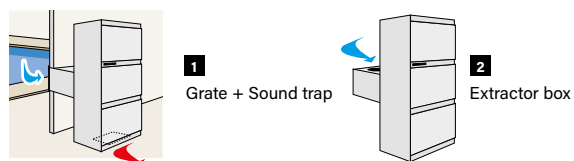
OMEGA ducted		10T	14T	16T	20T	28T
Blower on the top	1	W28SODE			W28SODE20	W28SODE28
Blower on the top to the front	2	W28SOHAV			W28SOHAV20	W28SOHAV28
Blower on the top to the rear	3	W28SOHAR			W28SOHAR20	W28SOHAR28
Blower on the bottom to the front	4	W28SOBAV				
Blower on the bottom to the rear	5	W28SOBAR				

The standard blower on the OMEGA systems is installed under the system (blower inversed compared to the CEA). Optionally, blower can be installed on the top or bottom and either to the front of the rear.



OMEGA INTAKE

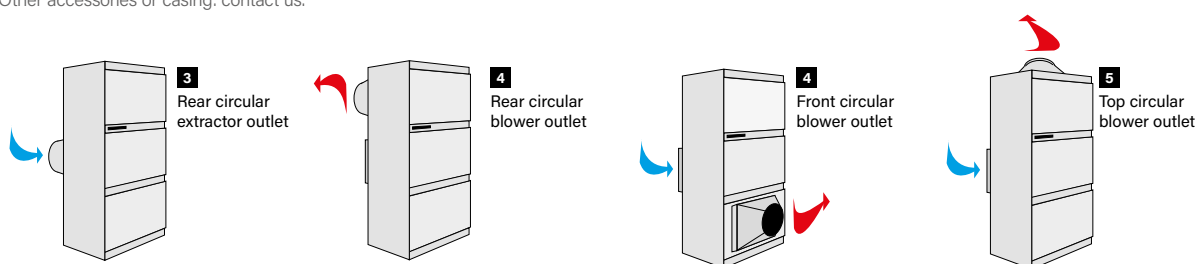
OMEGA ducted		10T	14T	16T	20T	28T
Extractor grate 1000 x 600 (4000 à 6000 m³/h) with counter frame	Grate	WFA01477				
	Counter frame	WFA01479				
Sound trap 600 mm (for direct intake from 100 X 600 grate) 1		WCH01236				
Extraction box for Omega systems 2	Caisson	WCH02822		WCH03048		WCH03049
	Diameter	Ø500		Ø630		Ø500
Intake box for 1000 x 600 grate	Caisson	WCH02822		WCH03048		WCH03049
	Diameter	Ø500		Ø630		Ø500



EXTRACTION AND SUPPLY ACCESSORIES

OMEGA ducted	10T	14T	16T	20T	28T
Diameter	Ø500			Ø630	
Rear circular extractor accessories	3	WCH03701		WCH03702	WCH03703
Front/rear circular blower accessories	4	WCH03595		WCH03331	WCH03704
Upper circular blower accessories	5	WCH03705		WCH03706	WCH03707

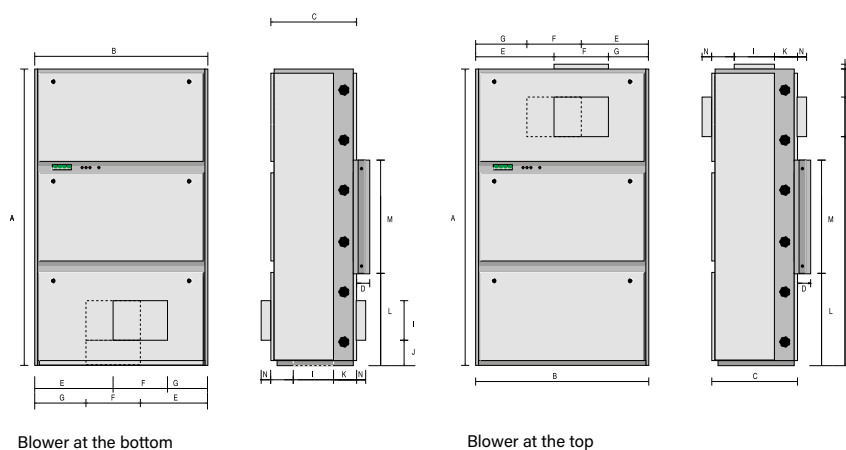
Other accessories or casing: contact us.



WEIGHT AND DIMENSIONS

OMEGA ducted	10T	14T	16T	20T	28T
Weight (kg)	342	344	346	397	505

	Oméga 10 to 20	Oméga 28
A	1940	2170
B	1150	1734
C	625	652
D	70	102
E	445	413
F	410	908
G	295	413
H	240	190
I	345	387
J	75	240
K	225	216
L	655	673
M	630	824
N	60	50
O	20	0
Extractor Width	1060	1650



ACCESSOIRES EN OPTION

Filters for OMEGA 10, 14, 16 et 20 tri	Filters for OMEGA 28 tri	Remote regulator box for the dehumidifier
WSD01916	WSD03350	R0771000

ENERGY Fan



- + Air renewal: better pool hall hygiene
- + Wall-mounted fan with backdraft damper
- + Aesthetic finish and silent working

DESCRIPTION

- Plan a fresh air intake (featuring an incoming airflow lower or equal to the fan's extraction airflow so as to guarantee a slight underpressure in the pool hall.)
- Axial fan
- ABS body
- 150 Model : 1 speed extract fan, control with switch or servo control (cord included)
- 500, 900 and 1800 Models : variable speed, start only with RC4M control box (sold as accessory)



ACCESSORIES INCLUDED IN THE PACK

- Through-the-wall duct
- Outdoor grate

PRODUCT REFERENCES

Model	ENERGY 150 FAN	ENERGY 500 FAN	ENERGY 900 FAN	ENERGY 1800 FAN
Standard Model	WD001208	WD001209	WD001210	WD001211

TECHNICAL FEATURES

Model	ENERGY 150 FAN	ENERGY 500 FAN	ENERGY 900 FAN	ENERGY 1800 FAN
Max. extraction airflow	280	445	918	1820
Eco extraction airflow	-	245	820	1341
Max. absorbed power (W)	33	38	50	100
Eco absorbed power (W)	-	20	37	70
Max. sound pressure at 3 m	43	45	49	51
Eco sound pressure at 3 m	-	27	46	45
Electric power supply	220-240V / 1 N~ / 50Hz			

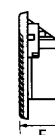
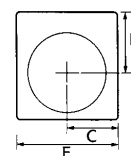
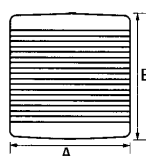
WEIGHT AND DIMENSIONS

Model	ENERGY 150 FAN	ENERGY 500 FAN	ENERGY 900 FAN	ENERGY 1800 FAN
Weight (kg)	0,99	4,6	4,9	9,5
A x B	200 x 200	269 x 272	342 x 342	420 x 420
C	100	134,5	171	206,5
D	100	737,5	175	214,5
E	200	269	337	413
F	114,5	128	130	169,4
Wall opening	Ø160	260 x 260	330 x 330	410 x 410
Wall width (min/max)	100/375	200/380	200/380	200/380

ACCESSOIRES EN OPTION

RC4M control box for Energy 500, 900 and 1800
Box to control up to 5 fans

WD001212



CANAL FAST ECM Fan



- + Air renewal: swimming pool hygiene maintained
- + Low energy centrifugal duct fan with embedded variable speed
- + Easy to install with quick-fix system

DESCRIPTION

- Use a fresh air inlet (fresh air flow less than or equal to the ventilator flow rate) to slightly reduce pressure in the pool room
- Install horizontally or vertically at all points along the duct
- Housing: polypropylene body and flanges - IP44 protection
- Turbine: centrifugal with diagonal blades, propeller in ABS, mounted directly onto the body of the engine
- Motorization : High efficiency ECM motor (Electronic Communication motor) with external rotor, singles phase 220-240V - 50/60Hz
- Speed variation by integrated potentiometer



PRODUCT REFERENCES

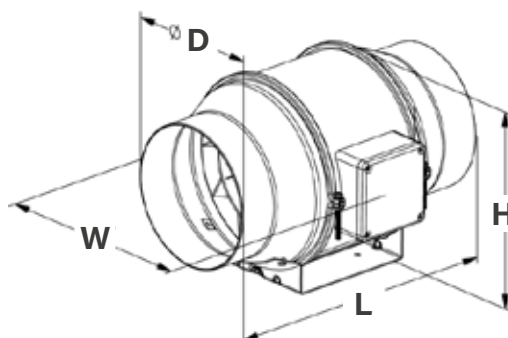
Model	CANAL FAST ECM125	CANAL FAST ECM160	CANAL FAST ECM200	CANAL FAST ECM250
Standard Model	WFA03484	WFA03485	WFA03486	WFA03487

TECHNICAL FEATURES

Model	CANAL FAST ECM125	CANAL FAST ECM160	CANAL FAST ECM200	CANAL FAST ECM250
Max. extraction airflow	280/561	320/647	620/1250	800/1650
Power (W)	70	70	165	255
Electric power supply	220-240V / 1 N~ / 50/60 Hz			

WEIGHT AND DIMENSIONS

Model	CANAL FAST ECM125	CANAL FAST ECM160	CANAL FAST ECM200	CANAL FAST ECM250
Weight (kg)	1,4	2,0	4,0	6,0
D	123	147	197	247
W	221	241	266	327
L	257	313	302	383
H	195	208	237	286



Floor slot diffusers



Minimum manufacturing time : 3 weeks

- + Attractive and discreet design : perfect integration flush with the level of the floor
- + Ideal air supply distribution : solution specially adapted for bay windows (air supply along the bay window)
- + New products, new heights, and new kits to make installation easier

PRODUCT REFERENCES

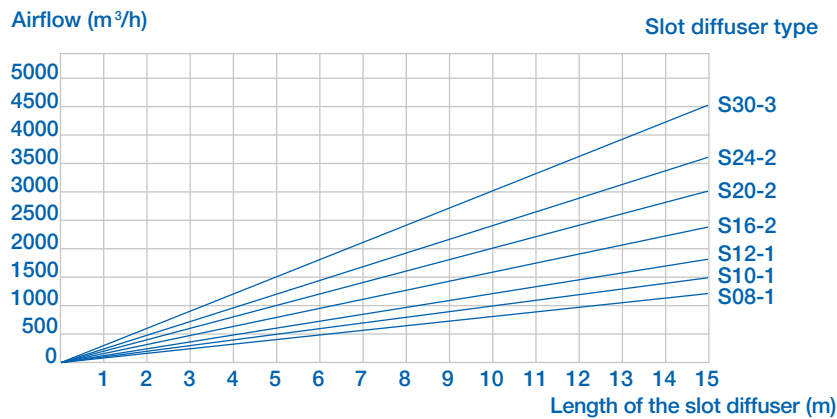
Height (mm)	S08-1	S10-1	S12-1	S16-2	S20-2	S24-2	S30-3
100-150	WD001422	WD001424	WD001426	WD001429	WD001431	WD001433	WD001435
150-200	WD001423	WD001425	WD001427	WD001430	WD001432	WD001434	WD001436

*The height corresponds to that between the concrete slab and the finished level. It must not be less than 10 cm.

Floor slot diffusers can be cut straight across or at a 45° angle to the desired length (within dimension limits).
 Floor slot diffusers are provided with any Zodiac dehumidifier unit order.
 Contact our Design Office (BE@zodiac.com) for design and quotation.

TECHNICAL SPECIFICATIONS

The slot diffuser selection (number of slots) depends on the airflow and on the length of the diffuser.

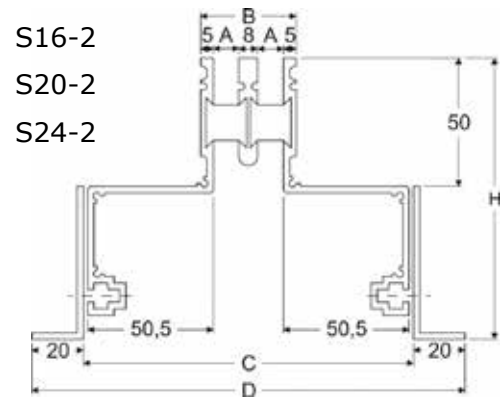
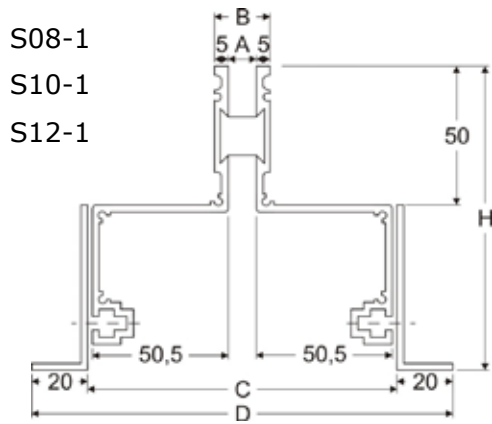


TYPE AND QUANTITY OF TAPPING TO ORDER FOR EACH METRE OF FLOOR SLOT DIFFUSER

Type of floor slot diffuser	S08-1	S10-1	S12-1	S16-2	S20-2	S24-2	S30-3
Tapping/linear metre	2xD100	2xD100	2xD100	3xD100 or 2xD125	3xD100 or 2xD125	2xD160	2xD160

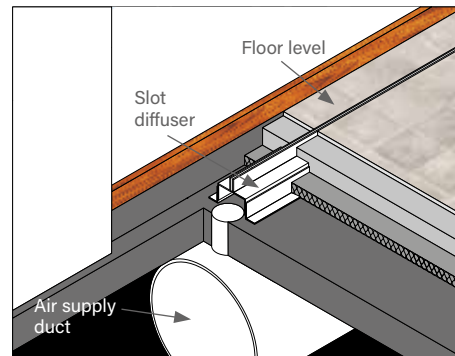
DIMENSIONS (EN MM)

	A	B	C	D	H
S08-1	8	18	109	149	2 possible heights: • 100 to 150 mm • 150 to 200 mm
S10-1	10	20	111	151	
S12-1	12	22	113	153	
S16-2	8	34	125	165	
S20-2	10	38	129	169	
S24-2	12	42	133	173	
S30-3	10	56	147	187	



INSTALLATION

Example with a hollow block floor



FRESH AIR ACCESSORIES

Fresh air grate with weather protection grate and wall duct (wall thickness 250 to 400mm)
Canal Fast : compact fan to be installed in a duct

Designation / Model	Reference
grate PA160 (200 m ³ /h)	WFA03480
grate PA200 (300 m ³ /h)	WFA03481
grate PA250 (400 m ³ /h)	WFA03482
grate PA315 (700 m ³ /h)	WFA03483
Damper Ø160	WCH03758
Damper Ø200	WCH03759
Damper Ø250	WCH03760
Damper Ø315	WCH03761

EXTRACTOR OR BLOWER GRATE

Natural anodised aluminium grate with sealing frame. Plan to use standard grates for the intake and double deflector option grates for the blowers. Plan for adjusters when there are several blower grates. Wall or ceiling mounted. Galvanised adapters can be used to connect the grate directly to the circular duct.
Res.: 610 x 210 or 610 x 410.

Position	Designation / Model	Reference
6	Damper + double deflection 625 x 225	WTT02369
	Damper + double deflection 625 x 425	WTT02370
	625 x 225 grate (flow 500 to 1250 m ³ /h)	WTT02354
	625 x 225 counter frame	WTT02358
	625 x 425 grate (flow 1250 to 2500 m ³ /h)	WTT02355
	625 x 425 counter frame	WTT02359
	Double deflector 625 x 225	WTT02365
	Double deflector 625 x 425	WTT02366
	Regulator 625 x 225	WTT02367
	Regulator 625 x 425	WTT02368
7	Adapter 600 x 200 (Ø 315)	WCH01226
	Adapter 600 x 200 (Ø 400)	WCH03684
	Adapter 600 x 400 (Ø 500)	WCH01227
	Adapter 600 x 400 (Ø 630)	WCH03685



GRATE FOR CIRCULAR DUCT

Steel grey painted blower grate, double deflector flow regulator. Direct assembly onto circular ducts.

Designation / Model	Reference
grate 625 x 75 on Ø 160 to 400 (250 m ³ /h)	WFA03467
grate 625 x 125 on Ø 315 to 900 (400 m ³ /h)	WFA03309
Regulator 625 x 75	WFA03468
Regulator 625 x 125	WFA03310

REINFORCED 600 X 400 GROUND ATE

Reinforced natural aluminium ground grate. Sealing frame supplied. Reinforced frames and profiles.

Position	Designation / Model	Reference
1	Floor grate 600 x 400 (flow 1000 to 2500 m ³ /h)	WPA01804



CEILING SLOT DIFFUSER

Anodised natural aluminium ceiling slot diffuser with adapter and regulator. Installation in ceiling service area. Height 285 mm. Ø 160 connection prepared.

Position	Designation / Model	Reference
8	2 Slot diffuser L 900 mm (250 m ³ /h)	WAL03030
9	Flexible duct Ø 160 (linear m)	WCH01183
10	Connection 45°, Ø 160/315	WCH01256
	Connection 45°, Ø 160/315	WCH01256
	Punching 45° Ø 160/400	WCH01260

FLEXIBLE DUCT


Position	Designation / Model	Reference
9	Flexible duct Ø 160 (linear m)	WCH01183
	Flexible duct Ø 200 (linear m)	WCH01185
	Flexible duct Ø 315 (linear m)	WCH01186
	Flexible duct Ø 400 (linear m)	WCH01187
	Flexible duct Ø 500 (linear m)	WCH01188

BLOWER GRATE

Natural anodised aluminium, fixed wing, flow regulation included. Connection, rectangular and connecting boxes: galvanised metal box fitted between the grate and the blower duct, see diagram below.

Position	Designation / Model	Reference
2	Supply grate 500 x 50 (flow 75 to 125 m ³ /h) reservation	WAL03029
	Supply grate 500 x 75 (flow 125 to 175 m ³ /h) reservation	WAL02750
	Supply grate 1000 x 50 (flow 150 to 250 m ³ /h) reservation	WAL02748
	Supply grate 1000 x 75 (flow 250 to 350 m ³ /h) reservation	WAL02751
	Supply grate 1000 x 100 (flow 350 to 500 m ³ /h) reservation	WAL03028
3	Rectangular Connection 500 x 50 Adjustable height 200 to 340 mm	WCH03691
	Rectangular Connection 500 x 75 Adjustable height 200 to 340 mm	WCH01219
	Rectangular Connection 1000 x 50 Adjustable height 200 to 340 mm	WCH01220
	Rectangular Connection 1000 x 75 Adjustable height 200 to 340 mm	WCH01221
	Rectangular Connection 1000 x 100 Adjustable height 200 to 340 mm	WCH03692
4	Connection box 500 x 50 Connection Ø 160 mm	WCH03693
	Connection box 500 x 75 Connection Ø 160 mm	WCH01222
	Connection box 1000 x 50 Connection Ø 160 mm	WCH01223
	Connection box 1000 x 75 Connection Ø 160 mm	WCH01224
	Connection box 1000 x 100 Connection Ø 200 mm	WCH03000
5	Under-floor connection box 500 x 50 Connection Ø 160 mm	WCH03710
	Under-floor connection box 500 x 75 Connection Ø 160 mm	WCH03711
	Under-floor connection box 1000 x 50 Connection Ø 160 mm	WCH03712
	Under-floor connection box 1000 x 75 Connection Ø 160 mm	WCH03713
	Under-floor connection box 1000 x 100 Connection Ø 200 mm	WCH03714

2 + 3



2 + 4



5



FITTING ACCESSORIES

Complete set including: perforated fixing band (2 25 m rolls), cement (3 cartridges), adhesive (2 50 m rolls), suspenders with washers and fixtures.

Position	Designation / Model	Reference
9	Fixing accessories set	WCH03728
	Fixing accessories set	WCH03728
	Flexible anti-vibration sleeve width 150 mm (price per metre)	WCH03409
	Flexible anti-vibration sleeve width 150 mm (price per metre)	WCH03409

9



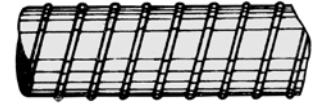
Ventilation accessories

Ø 315 DUCTS AND ACCESSORIES

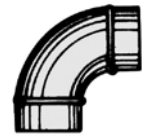
Galvanised metal elements thickness 6/10. Diameter Ø 315 for connection to DF 403, 405, 408. Ducts to be installed in galleries, ceiling service area, technical facility. Plan to use PVC for buried ducts.

Designation / Model	Reference
Flange (flat punching 90°) Ø 315	WCH01231
Galvanised duct Ø 315 (lm) shipped in 2m lengths	WCH01179
Galvanised elbow 90°, Ø 315	WCH01201
Galvanised elbow 45°, Ø 315	WCH01207
Male sleeve Ø 315	WCH01191
Female sleeve Ø 315	WCH03050
Cap Ø 315	WCH01196
T 90° equal Ø 315	WCH01211
Reduction Ø315/250	WCH03755

Circular duct



Elbow 90°



Elbow 45°




Sleeve



Cap



T 90° equal



Reducer



Ø 400 DUCTS AND ACCESSORIES

Galvanised metal elements thickness 6/10. Diameter Ø 400 for 410, 412 CAE 508. Ducts to be installed in galleries, ceiling service area, technical facility. Plan to use PVC for buried ducts.

Designation / Model	Reference
Punching 45° Ø 160/400	WCH01260
Galvanised duct Ø 400 (ml) shipped in 2m lengths	WCH01180
Galvanised elbow 90° Ø 400	WCH01203
Galvanised elbow 45° Ø 400	WCH01208
Male sleeve Ø 400	WCH01192
Female sleeve Ø 400	WCH03051
Cap Ø 400	WCH01197
T 90° equal Ø 400	WCH01212
Reducer Ø 400/315	WCH01215

Ø 500 DUCTS AND ACCESSORIES

Galvanised metal elements thickness 6/10. Diameter Ø 500 for CAE 510-513 and OMEGA. Ducts to be installed in galleries, ceiling service area, technical facility. Plan to use PVC for buried ducts.

Designation / Model	Reference
Galvanised duct Ø 500 (ml) shipped in 2m lengths	WCH01181
Galvanised elbow 90° Ø 500	WCH01204
Galvanised elbow 45° Ø 500	WCH01209
Male sleeve Ø 500	WCH01193
Female sleeve Ø 500	WCH03052
Cap Ø 500	WCH01198
T 90° equal Ø 500	WCH01213
Reducer Ø 500/400	WCH01216
Reducer Ø 500/315	WCH01217

Ø 630 DUCTS AND ACCESSORIES

Galvanised metal elements thickness 6/10. Diameter 630, for Omega 16-20. Ducts to be installed in galleries, ceiling service area, technical facility. Plan to use PVC for buried ducts.

Designation / Model	Reference
Galvanised duct Ø 630 (ml) shipped in 2m lengths	WCH01182
Galvanised elbow 90° Ø 630	WCH03329
Galvanised elbow 45° Ø 630	WCH03424
Male sleeve Ø 630	WCH03325
Female sleeve Ø 630	WCH03720
Cap Ø 630	WCH03330
T 90° equal Ø 630	WCH03326
Reducer Ø 630/500	WCH03327
Reducer Ø 630/400	WCH03328



HEATING



682 HEAT PUMPS

- 688 AstralPool Heat 3
- 690 Pro Elyo Touch
- 692 Bering Inverter
- 694 Evoline

696 CHILLERS SOLUTIONS

- 696 Alaska - Siberia

698 ELECTRIC HEATERS

- 698 Compact ElectricHeat

700 HEAT EXCHANGERS

- 700 Equipped Waterheat
- 701 Waterheat EVO
- 702 Etna



704 HEATING SOLUTIONS

712 HEAT PUMPS

- 712 Z550iQ
- 714 Z400iQ
- 716 Z400iQ Stainless
- 718 Z350iQ
- 720 Z250
- 722 PX50
- 724 PM40
- 726 Zodiac HPO
- 728 Z300
- 730 Z200 defrost

- 732 Z200

- 734 Power Force

- 736 Z700 Duo

738 ELECTRIC HEATERS

- 739 RE/U
- 740 RED LINE
- 741 RE/L

742 HEAT EXCHANGERS

- 743 Uranus
- 745 Heat Line



748 HEAT PUMPS

- 748 VSN
- 750 VSP
- 752 FSN
- 754 FSP

Swimming pool heating solutions

Did you know it ?

- Equipping the pool with an isothermal cover allows to divide the power need by 2 !
As a result, if 12kW is needed to heat a pool without cover, 6kW is enough to heat the same pool with a cover.
- Using the heat pump when the outdoor air is the hottest will allow to maximize the performances (hence minimize the electricity consumption). Heating during hot sunny days and covering at night is the optimal solution!
- Covering the pool at night (or when the outdoor air T°C is fresher) with an isothermal cover, will slow down the decrease of pool T°C.

Parameters for choosing a heating system

To define a system suitable for a pool, many parameters need to be considered. The most important parameters (but non-exhaustive) are the ones below:




1. Average outdoor air temperature (°C)
2. Pool water target temperature (in °C)
3. Period of use
4. Pool volume (m³)
5. Presence of an isothermal cover or not
6. Filtration time

To consider all the parameters which impact the sizing of a heating system, online AstralPool configurators are available:

- For professional use, visit our Profluidra website.
- For public use, visit our simplified configurator on AstralPool website.

The choice of heating equipment also depends on the energy source that will be used.

COMPARATIVE TABLE OF RANGES

	Heat pumps	Electric heaters	Heat exchangers
			
Solution	Stand-alone, dedicated to the pool	Stand-alone, dedicated to the pool	Coupled to the domestic heating
Energy used	Electricity	Electricity	Domestic heating source (gas, oil, electricity, renewable, etc.)
Running cost	€ *	€€€	€ to €€€ **
Investment	€€	€	€
Advantages	Energy efficient Low operating cost	Simple installation	Compatible with all heating systems
Uses	All open air or indoor pools	Spas and pools used at weekends or holiday homes	Indoor and outdoor pools close to the boiler in the house

* A heat pump is a very efficient solution which can reconstitute great more power than it consumes thanks to its thermodynamic system.

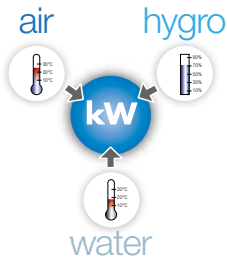
** The running cost will depend on the heating source. If renewable (e.g solar energy), it will be very low. However, with a gas, oil or electricity heating source, the running costs will be higher.

Heat pumps

Understand the concept of performance

To compare the performance of different heat pumps, it is essential to compare restituted power and performance coefficient.

Two main values characterise the performance of heat pumps: their power and their performance coefficient.



- **Power**, expressed in kW, indicates the quantity of heat transferred to the water. It is expressed in specific climatic conditions to which the heat pump is exposed during use:
 - Temperature of the outside air (in °C)
 - Humidity of the outside air (in %)
 - Temperature of the water in the pool (in °C)

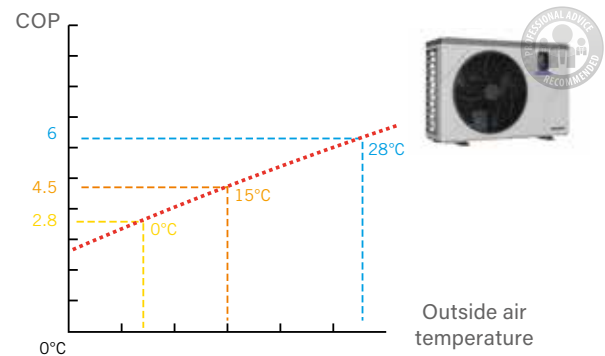
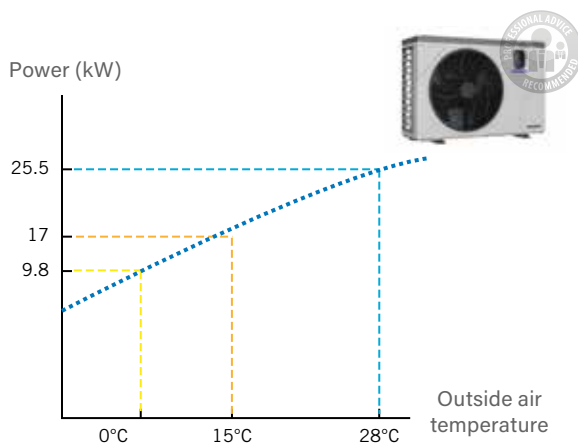
For instance (see graphic below), a Proelyo Touch will restitute 9.8kW @0°C air / 26°C water / 70% humidity, 17kW @15°C air / 26°C water / 70% humidity and 25.5kW @28°C air / 28°C water / 80% humidity.

- **The coefficient of performance (COP)** is the ratio between the restituted power and the power consumption of the heat pump. As a result, it is the ratio at specific climatic conditions too.

As an example, a performance coefficient of 5 means that for 1 kWh consumed at the electricity meter, the heat supplies 5 times more energy to the water in the pool, or 5 kWh.

So the higher the performance coefficient, the more efficient the system.

- **Power and COP for Inverter heat pumps:** It will be indicated as a range (e.g 12 - 3). Indeed, as the purpose of an Inverter heat pump is to adjust its power (=compressor speed) to optimise the efficiency, the power and COP are given at the maximum-minimum speed of the compressor.



Advices for a successful installation

A heat pump system includes 'moving' parts (compressor, fan, etc.), vibrations from which can spread and build up.

To avoid or reduce disturbances, a few installation rules should be followed:

- Favour open spaces (avoid corners or interior courtyards), because sound waves coming from all sides of the system are reflected by the surfaces facing them.
- Do not install the system below or facing a window.
- Relative to neighbouring properties:
 - Install the system as far as possible from property boundaries.
 - The fan should not point towards neighbouring properties.

Understanding the main features of heat pumps

Full Inverter technology

Inverter technology enables a heat pump to change its power mode depending on the temperature of the pool water and the weather conditions.

It therefore runs to achieve the best energy efficiency at the lowest noise level.

3 operating modes:

1. Silent: Ideal to maintain the temperature or at night time

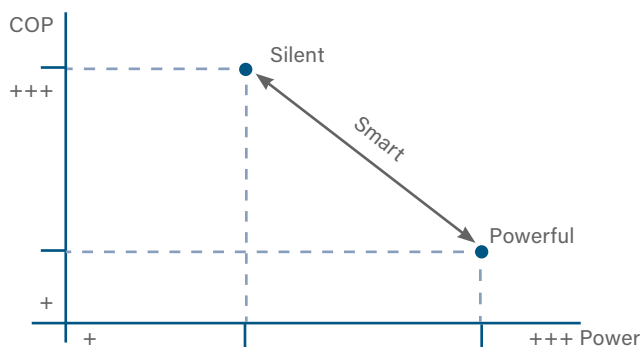
- Heat Pump runs at low power setting
- Compressor operates on low speed ranges to minimize energy consumption
- Lowest noise and highest COP

2. Smart: Automatic power adjustment to maximize comfort and efficiency

- Compressor operates smartly from low to high speed ranges
- Reduced noise and energy consumption

3. Powerful: Ideal to begin the season or to operate in cold conditions

- Heat Pump runs at high power setting
- Compressor operates on high speed ranges to heat the pool faster
- Maximum heating power



Vertical vs Horizontal blowing

Vertical blowing has 2 main advantages:

- It is typically suitable for small spaces as a reduced free area is required around the unit.
- With a same sound level between a horizontal and vertical heat pump, the perceived sound level will be lower for vertical heat pumps because the air is blown upwards.

Active or Passive defrosting

When the outside temperature is low, the evaporator will tend to ice up, which reduces its efficiency: this ice must therefore be removed. There are 2 types of defrosting:

- **Passive defrosting: By ventilation for a seasonal use (Minimum outside air temperature >+5°C)**
The heat pump will stand by for a few minutes. Only the fan operates, forcing outside air to defrost naturally. This type of defrosting is only efficient when the outside air temperature is above +5°C, for a seasonal use only.
- **Active defrosting: By cycle inversion - for extended or full season (Minimum outside air temperature <5°C)**
The refrigerating circuit is reversed, calories from the pool water are used to defrost the evaporator. This type of defrosting allows an extended use as it is able to defrost when the outside temperature is below +5°C.

Choosing a heat pump with an automatic cooling mode

It is not recommended to maintain the temperature of the water in the pool at a higher temperature than +30°C to prevent water quality from deteriorating, turning green and damaging the liner. In hot areas, during hot seasons or if the pool is equipped with a shelter, it is common that the pool water temperature can exceed +30°C.

A heat pump with an automatic cooling mode will stabilize the pool water temperature at the desired target, below 30°C.

SWIMMING POOL HEATING SOLUTIONS
COMPARATIVE TABLE OF HEAT PUMPS

	Evoline	Bering Inverter	Proelyo Touch	APH3
				

KEY DRIVERS FOR A FAST PRE-SELECTION

Maximum pool size (m ³) *	185	110	205	150
Min Air T°C	+0°C	-7°C	-20°C	-20°C
Seasonality	Extended season	Extended season	All year round	All year round
Technology	ON-OFF	INVERTER	FULL INVERTER	FULL INVERTER
Cooling mode	✓	✓	✓	✓
App control (WiFi)	✓ iAquaLink+ (with optional iQ Bridge RS)	-	✓ iAquaLink+ (with optional iQ Bridge RS)	-
Air blowing type	Horizontal	Horizontal	Horizontal	Vertical
Free area around the heat pump	++	++	++	+++
Electric power supply	Single-phase and three phase	Single-phase	Single-phase and three phase	Single-phase
Can be installed indoor	×	×	×	×

PERFORMANCES

Range of powers (@28°C Air / 28°C Water)	4.7kW to 30.9kW (10 powers)	7kW to 19kW (6 powers)	8.5kW to 35kW (10 powers)	14kW to 26kW (4 powers)
Range of powers (@15°C Air / 26°C Water)	3.2kW to 22.8kW (10 powers)	4.7kW to 13.5kW (6 powers)	6kW to 25kW (10 powers)	9.6kW to 18.5kW (4 powers)
Compressor type	ON/OFF	Inverter	Inverter	Inverter
Fan type	ON/OFF	ON/OFF	Inverter	Inverter
Gas type	R32/R410A	R32	R32/R410A	R32

MODES

Silence mode	×	✓	✓	✓
Smart mode	×	✓	✓	✓
Boost / Standard mode	✓	✓	✓	✓

TECHNICAL FEATURES

Defrosting type	Cycle inversion	Cycle inversion	Cycle inversion	Cycle inversion
Casing	ABS	Galvanized steel	ABS	ABS

EASE OF USE

Heating priority (filtration control)	✓	✓	✓	✓
Remote HMI	✓	✓	✓	✓
HMI type	LCD LED	LCD	LCD LED	LCD

*For a pool with cover, depth 1.5m, zone 7, 14h filtration time, from May to September.

COMPARATIVE TABLE OF HEAT PUMPS

	Evoline	Bering Inverter	Proelyo Touch	APH3
				

PERFORMANCES COMPARISON AT CLOSE POWERS (@15°C AIR / 26°C WATER)

Power in kW @28°C	14,9 kW	14 kW	15,9 kW	14 kW
COP @28°C	6.3	5.6-8.5**	6-16**	6.7-13**
Power in kW @15°C	10,7 kW	9,5 kW	11 kW	9.6 kW
COP @15°C	4.9	4-5.8**	4.5-8**	5.1-8.5**
Acoustic pressure (dB) @1m	56	47-56**	40-54**	40-54**

WARRANTY

Heat Pump	2 years	2 years	2 years	2 years
-----------	---------	---------	---------	---------

INCLUDED ACCESSORIES

	• 1 x Winter Cover.	• 1 x Winter Cover.	• 1 x Winter Cover.	• 1 x Winter Cover.
	• Condensate drain kit	• Condensate drain kit	• Condensate drain kit	• Condensate drain kit
	• PVC and gaskets, 1/2 unions, Ø 38 (1"1/2)	• PVC and gaskets, 1/2 unions, Ø 50	• PVC and gaskets, 1/2 unions, Ø 50	• PVC and gaskets, 1/2 unions, Ø 50
	• Anti-vibration feet	• Anti-vibration feet	• Anti-vibration feet	• Anti-vibration feet
	• Remote control kit (including 10m extension cable).	• Remote control kit (including 10m extension cable).		• Remote control kit (including 10m extension cable).
			• 1 x 10m Modbus Signal wire (to connect the Heat Pump to the Connect Box).	• 1 x 10m Modbus Signal wire (to connect the Heat Pump to the Connect Box).

OPTIONAL ACCESSORIES

	• iQBridge RS.		• iQBridge RS. • 1 x remote display kit (new display + 10m wire).	
--	----------------	--	--	--

** @max-min speed.

NEW: OPTIONAL CONNECTIVITY!



> DID YOU KNOW?

BRING CONNECTIVITY WITH IQBRIDGE RS

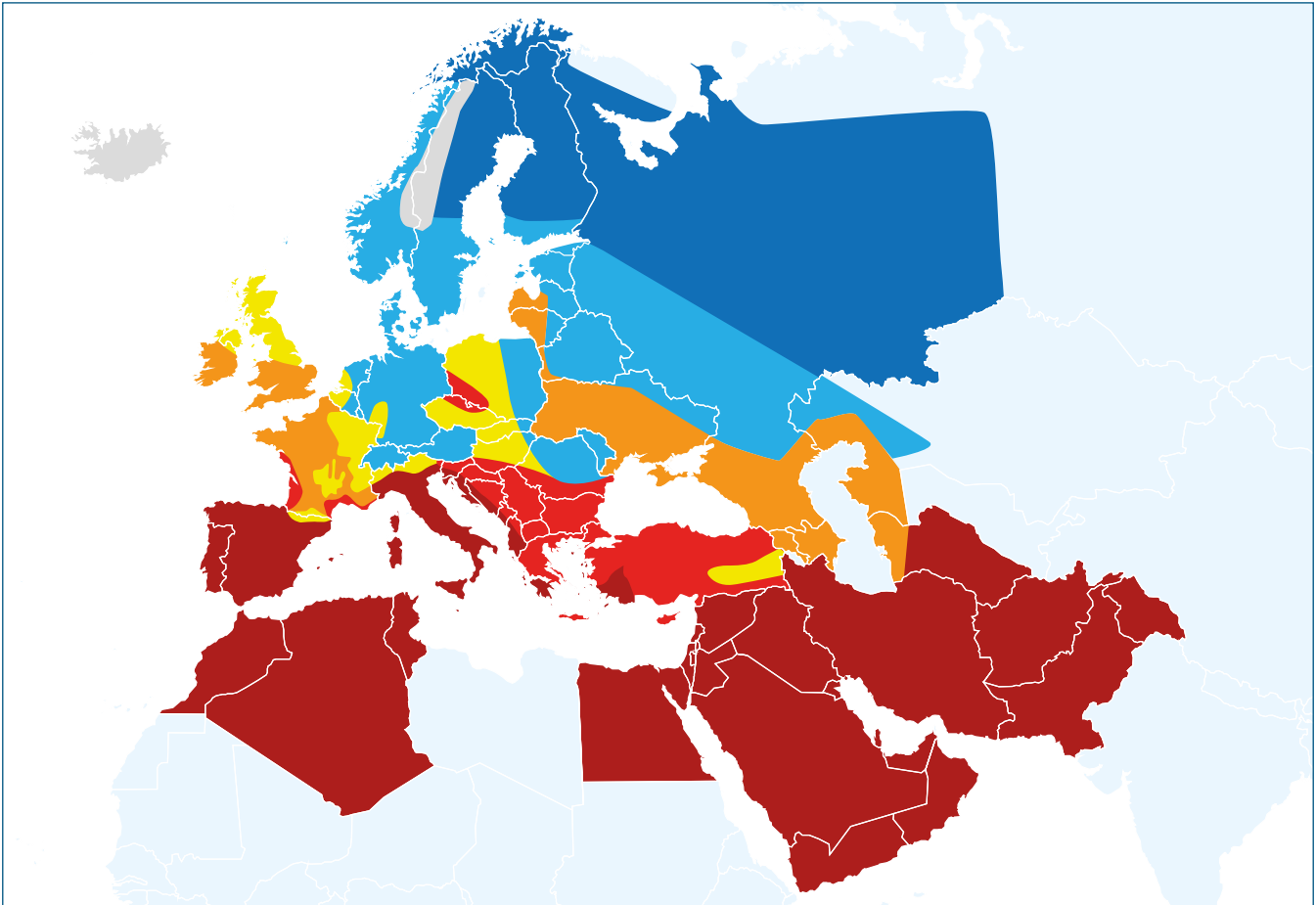
Evoline and ProElyo Touch can be remotely controlled with iAquaLink+ free app using the optional iQBridge RS for anytime & anywhere management.

iQBridge RS is a plug & play WiFi gateway to easily connect Evoline and ProElyo Touch to the homeowner WiFi network and benefit from iAquaLink+ app control experience.

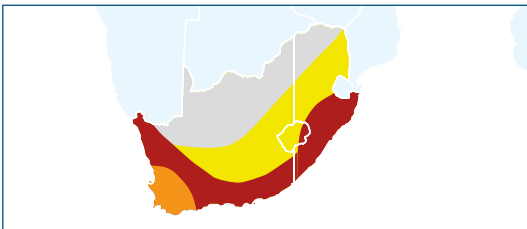
See "Internet of Pools" section for more details about iQBridge RS and iAquaLink+ app benefits.



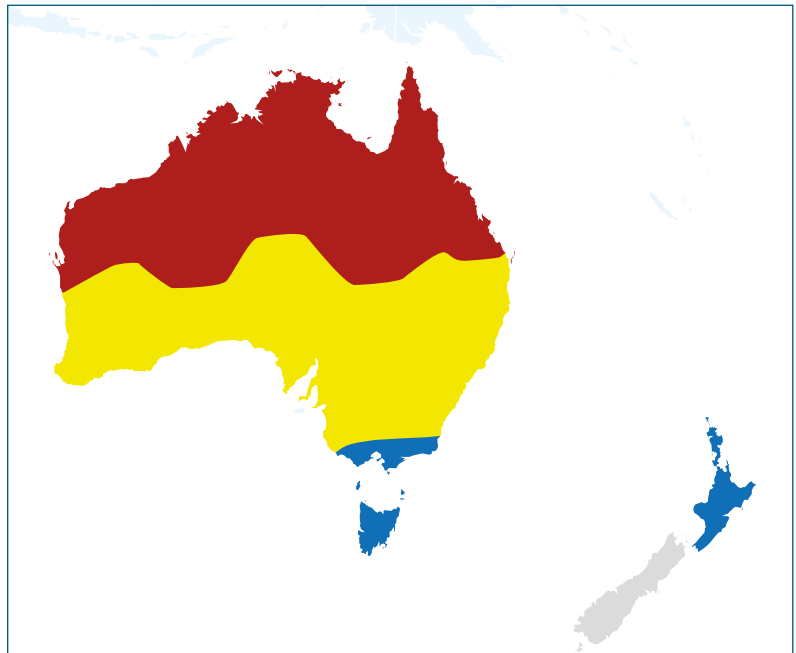
CLIMATE ZONES



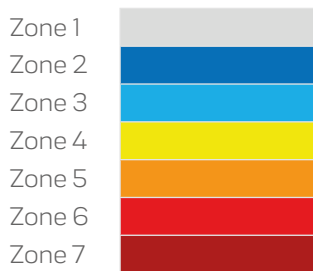
SOUTH AFRICA



AUSTRALIA



Pool location zones



Caribbean Islands, Reunion Island, Canary Islands are part of Zone 7.

AstralPool Heat 3



Fluidra Connect compatible



Energy Efficient


<150M³

- + Full inverter technology: silent and energy saving.
- + Vertical air blowing for increased comfort.
- + - 20°C lowest outdoor air working temperature.

DESCRIPTION

- Detachable display.
- Digital touchscreen.
- Heating priority mode (filtration pump control).
- ABS plastic housing.
- DC, variable speed fan.
- Automatic cooling mode.
- Titanium water exchanger condenser.
- Inverter Rotary compressor.

ACCESSORIES INCLUDED IN THE PACK

- 1 x Winter Cover.
- 4 x Anti-vibration feet.
- Condensate drainage kit.
- 1 x remote display kit (including 10m extension cable).
- 1 x 10m Modbus Signal wire (to connect the Heat Pump to the Connect Box).
- 2 x PVC fittings ½ union Ø 50.

TECHNICAL FEATURES

Model		APH3-14	APH3-17	APH3-21	APH3-26
Reference		68837	68838	68839	68840
Refrigerant fluid		R32			
Refrigerant fluid quantity	Kg	1.4	1.8		2.6
Recommended water flow	m ³ /h	4	5	6	8
Hydraulic connection	mm	Ø50			
Electric power supply	V/Ph/Hz	220*240V/ 50Hz or 60Hz/ 1PH			
Nominal operating power	A	8.1	9.8	12	16
Maximum operating power	A	11.5	14	17	22.5
Recommended power cable section ⁽¹⁾	mm ²	3 x 2.5		3 x 4	
Acoustic pressure (lp) at 1m (@max-min speed)	dB (A)	40 - 54	41 - 56		42 - 60

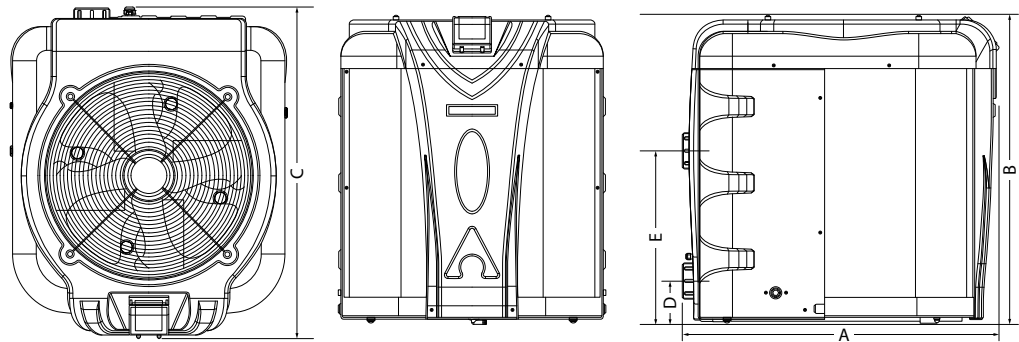
HEATING PERFORMANCE

Model		APH3-14	APH3-17	APH3-21	APH3-26
AIR 28°C / WATER 28°C / HUMID. 80%					
Heating capacity (@max-min speed)	(kW)	14 - 3	17 - 3.6	21 - 4.6	26 - 6
Power consumption (@max-min speed)	(kW)	2.1 - 0.2	2.5 - 0.3	3.1 - 0.4	3.9 - 0.5
COP (@max-min speed)		6.7 - 13			
AIR 15°C / WATER 26°C / HUMID. 70%					
Heating capacity (@max-min speed)	(kW)	9.6 - 2.1	11.5 - 2.5	14.3 - 3.2	18.5 - 4.2
Power consumption (@max-min speed)	(kW)	1.9 - 0.2	2.3 - 0.3	2.9 - 0.4	3.6 - 0.5
COP (@max-min speed)		5.1 - 8.5			

(1) For a maximum length of 20 meters.

WEIGHT AND DIMENSIONS

Model		APH3-14	APH3-17	APH3-21	APH3-26
Weight	kg	70	75	92	111
A	mm		820		950
B	mm		830		1025
C	mm		695		900
D	mm		130		130
E	mm		470		660



For complete technical & dimensional details, refer to the datasheet/user manual.

HEAT PUMPS SELECTION GUIDE

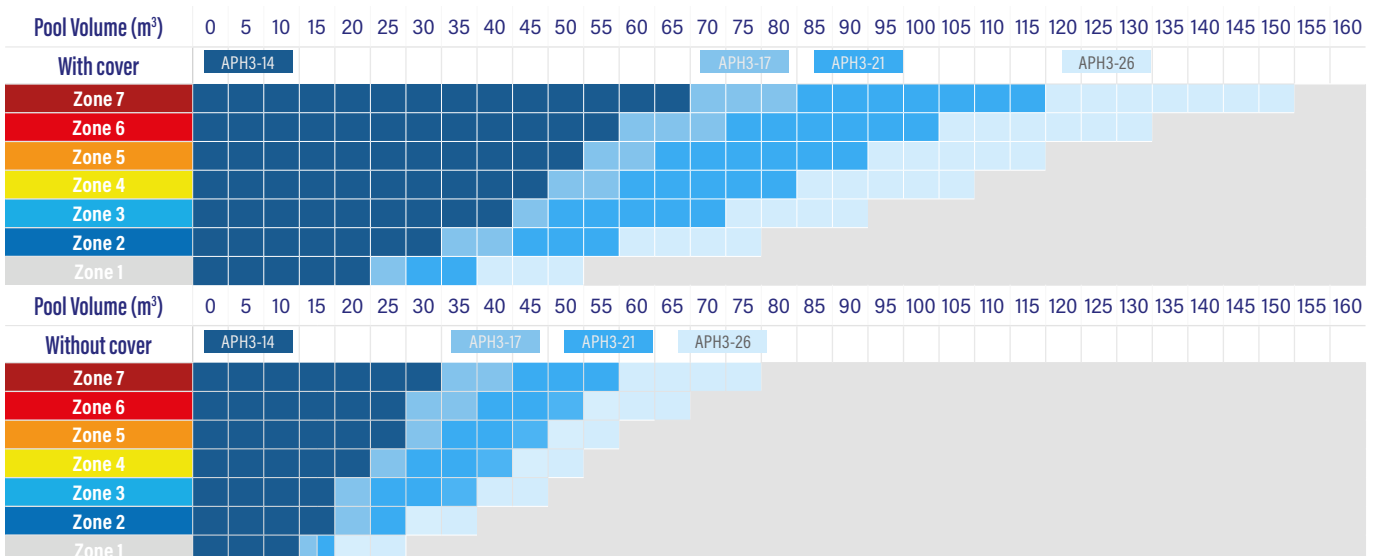
Parameters of the quick selection guide

This quick selection guide has been configured with the following parameters: private pool, for a use from beginning of may to end of september, average depth 1.5m, 14h filtration time, target pool water temperature 28°C.

Select the power in less than 1 minute

How to read: For a 35m³ pool, with cover, located in zone 4, an APH3-14 is needed*.

*To find the corresponding pool location zone, consult our climate map in page 687.



AstralPool recommends to use the web configurators to get a more accurate sizing

For professional use, visit our configurator on Profluidra website.
For public use, visit our simplified configurator on AstralPool website.

Pro Elyo Touch



<205M³

iAqualink[®] COMPATIBLE

- + Full inverter technology: silent and energy saving.
- + 8 power levels from 8.5 kW to 35 kW*.
- + - 20°C lowest outdoor air working temperature.

*Temperature conditions of 28°C Air / 28°C Water

DESCRIPTION

- LED touchscreen.
- Heating priority mode (filtration pump control).
- ABS plastic housing with new injected fan grid; galvanized steel protection grid around the evaporator.
- DC, variable speed fan.
- Automatic cooling mode.
- Automatic defrosting.
- Titanium water exchanger.
- Inverter Rotary compressor.

New: Now controllable via the iAqualink+ app with the addition of the iQBridge RS (available separately as an option - for more details see Internet of Pools chapter)

ACCESSORIES INCLUDED IN THE PACK

- 1 x Winter Cover.
- 4 x Anti-vibration feet.
- Condensate drainage kit.
- 1 x 10m Modbus Signal wire (to connect the heat pump to the Connect Box).
- 2 x PVC fittings ½ union Ø 50.

OPTIONAL ACCESSORIES

- iQBridge RS. Code: WA000068
- Remote display kit. Code: 74199.



NEW 2023

TECHNICAL FEATURES

Model		PET-08	PET-10	PET-13	PET-15	PET-19	PET-25	PET-30	PET-35	PET-30T	PET-35T
Reference		74166	74167	74168	74169	74170	74171	74172	74173	74174	74175
Connected Model with iQBridge RS		74166 + WA000068	74167 + WA000068	74168 + WA000068	74169 + WA000068	74170 + WA000068	74171 + WA000068	74172 + WA000068	74173 + WA000068	74174 + WA000068	74175 + WA000068
Refrigerant fluid		R32								R410A	
Refrigerant fluid quantity	Kg	0.65	0.7	1	1.1	1.5	1.9	2	2.6	3.8	4
Recommended water flow	m ³ /h	4	5	6	7	8	10	13			
Hydraulic connection	mm	PVC 1/2 union Ø50									
Electric power supply	V/Ph/Hz	220*240V/ 50Hz or 60Hz/ 1PH								380V/ 50Hz or 60Hz/ 3PH	
Nominal operating power	A	4.6	5.9	7.2	9.2	10.5	13.2	17.0	22.9	7	8.4
Maximum operating power	A	6.4	8.3	10.0	13.0	14.7	18.5	24.0	32.0	9.8	11.8
Recommended power cable section ⁽¹⁾	mm ²	3x1.5		3x2.5			3x4		3x6	5x2.5	5x4
Acoustic pressure (Lp) at 1m (@max-min speed)	dB (A)	38-51	39-52	40-52	40-54	40-54	41-56	42-60	42-60	42-60	42-60
Number of fans	Units	1					2				

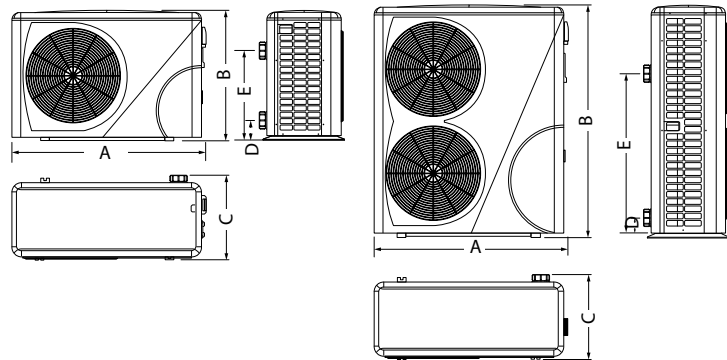
HEATING PERFORMANCE

Model		PET-08	PET-10	PET-13	PET-15	PET-19	PET-25	PET-30	PET-35	PET-30T	PET-35T
AIR 28°C / WATER 28°C / HUMID. 80%											
Heating capacity (@max-min speed)	(kW)	8.50 - 1.9	10.5 - 2.3	13.5 - 3	15.9 - 3	19.8 - 3.8	25.5 - 4.7	30.0 - 6	35 - 8	30.0 - 6	35 - 8
Power consumption (@max-min speed)	(kW)	1.5 - 0.2	1.7 - 0.15	2.2 - 0.2	2.6 - 0.2	3.3 - 0.25	4.2 - 0.3	5 - 0.35	5.9 - 0.5	5 - 0.35	5.9 - 0.5
CDP (@max-min speed)		5.8 - 15		6.2 - 16		6 - 16					
AIR 15°C / WATER 26°C / HUMID. 70%											
Heating capacity (@max-min speed)	(kW)	6.0 - 2.5	7.5 - 2	9.0 - 2	11.0 - 2.5	13 - 3	17 - 4	21.0 - 5.5	25.0 - 5.5	21.0 - 5.5	25.0 - 5.5
Power consumption (@max-min speed)	(kW)	1.4 - 0.3	1.75 - 0.25	2.0 - 0.25	2.5 - 0.3	2.9 - 0.4	3.9 - 0.5	4.6 - 0.7	5.4 - 0.7	4.6 - 0.7	5.4 - 0.7
CDP (@max-min speed)		4.5 - 8									

(1) For a maximum length of 20 meters.

WEIGHT AND DIMENSIONS

Model		PET-08	PET-10	PET-13	PET-15	PET-19	PET-25	PET-30	PET-35	PET-30T	PET-35T
Weight	kg	56	68	73	78	98	117	128	130	128	130
A	mm	1008		1050			1050			1050	
B	mm	577		709			870			1285	
C	mm	380		440			450			460	
D	mm	111.5		101			111.5			111.5	
E	mm	411.5		491			711.5			911.5	



For complete technical & dimensional details, refer to the datasheet/user manual.

HEAT PUMPS SELECTION GUIDE

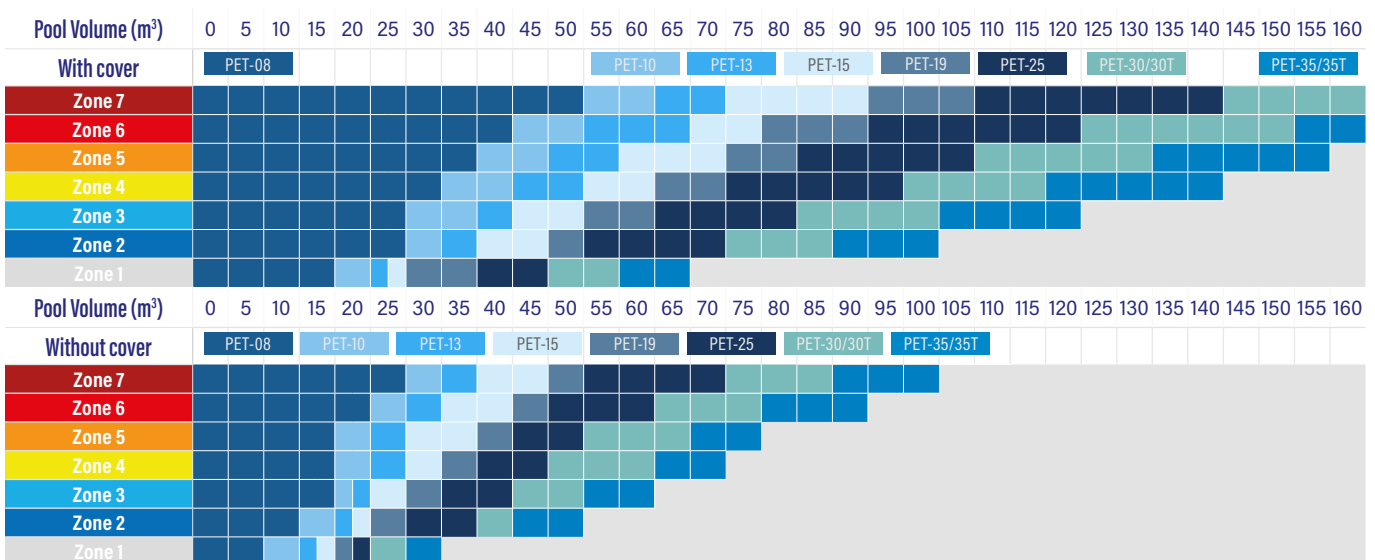
Parameters of the quick selection guide

This quick selection guide has been configured with the following parameters: private pool, for a use from beginning of may to end of september, average depth 1.5m, 14h filtration time, target pool water temperature 28°C.

Select my heat pump in less than 1 minute

For a 35m³ pool, with cover, located in zone 4, a PET-10 is needed*.

*To find the corresponding pool location zone, consult our climate map in page 687.



AstralPool recommends to use the web configurators to get a more accurate sizing (change pool shape, pool depth, target pool water temperature, period of use...).

For professional use, visit our configurator on Profluidra website.
For public use, visit our simplified configurator on AstralPool website.

Bering Inverter



- + Inverter technology: silent and energy saving.
- + Heating and Cooling regulation.
- + -7°C lowest outdoor air working temperature.

DESCRIPTION

- Detachable display.
- LCD display
- Heating priority mode (filtration pump control).
- Galvanized steel housing.
- AC, variable speed fan.
- Automatic cooling mode.
- Automatic defrosting.
- Titanium water exchanger.
- Inverter Rotary compressor.especially for corrosive environments.
- Control of purifying system.
- Automatic electrical protections.



<110M³

ACCESSORIES INCLUDED

- 1 x Winter Cover.
- 4 x Anti-vibration feet.
- Condensate drainage kit.
- 1 x remote display kit (including 10m extension cable).
- 2 x PVC fittings Ø 50.

TECHNICAL FEATURES

Model		Bering Inverter 7kW	Bering Inverter 9kW	Bering Inverter 11kW	Bering Inverter 14kW	Bering Inverter 16kW	Bering Inverter 20kW
Reference		BEXP07i	BEXP09i	BEXP11i	BEXP14i	BEXP16i	BEXP20i
Refrigerant fluid		R32					
Refrigerant fluid quantity	Kg	0.5	0.65	0.7	0.7	1.1	1.1
Recommended water flow	m ³ /h	2.5	2.8	3.7	4	4.6	5.6
Hydraulic connection	mm	Ø50					
Electric power supply	V/Ph/Hz	220*240V / 50Hz or 60Hz / 1PH					
Nominal operating power	A	5.9	7.2	8.7	11	12.4	15
Maximum operating power	A	8.5	10	12.5	15.5	17	21
Recommended power cable section ⁽¹⁾	mm ²	3 x 2.5				3 x 4	
Acoustic pressure (Lp) at 1m (@max-min speed)	dB (A)	45 - 52		46 - 54	47 - 56		49 - 58

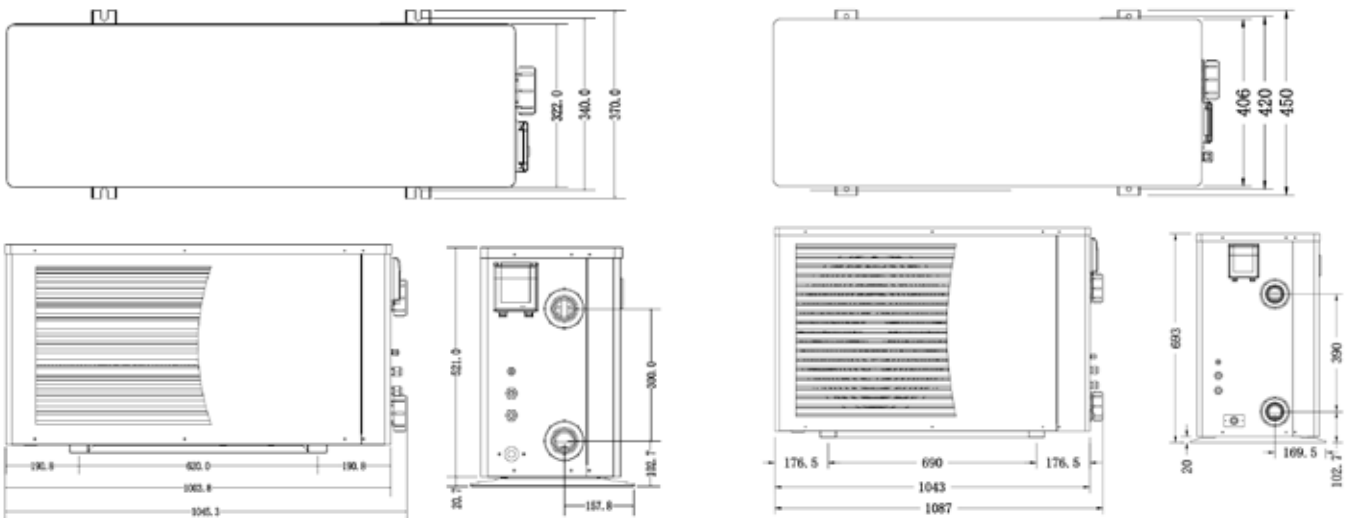
HEATING PERFORMANCE

Model		Bering Inverter 7kW	Bering Inverter 9kW	Bering Inverter 11kW	Bering Inverter 14kW	Bering Inverter 16kW	Bering Inverter 20kW
AIR 28°C / WATER 28°C / HUMIDITY 80%							
Heating capacity	(kW)	7 - 3.3	9 - 3.5	11 - 4.8	14 - 5	16 - 5.3	19 - 5.7
Power consumption	(kW)	1.32 - 0.43	1.61 - 0.43	1.96 - 0.6	2.5 - 0.63	2.85 - 0.66	3.39 - 0.67
COP		8.0 - 5.3		8.5 - 5.6			
AIR 15°C / WATER 26°C / HUMIDITY 70%							
Heating capacity	(kW)	4.7 - 2.4	6.3 - 2.5	7.8 - 3.4	9.5 - 3.5	11.2 - 3.6	13.5 - 3.9
Power consumption	(kW)	1.18 - 0.41	1.56 - 0.42	1.94 - 0.57	2.38 - 0.59	2.8 - 0.62	3.36 - 0.66
COP		5.6 - 4		5.8 - 4			

(1) For a maximum length of 20 meters.

STANDARD AND CHILLER MODELS - WEIGHT AND DIMENSIONS

Model		Bering Inverter 7kW	Bering Inverter 9kW	Bering Inverter 11kW	Bering Inverter 14kW	Bering Inverter 16kW	Bering Inverter 20kW
Weight	kg	54	56	68	73	78	98



For complete technical & dimensional details, refer to the datasheet/user manual.

HEAT PUMPS SELECTION GUIDE

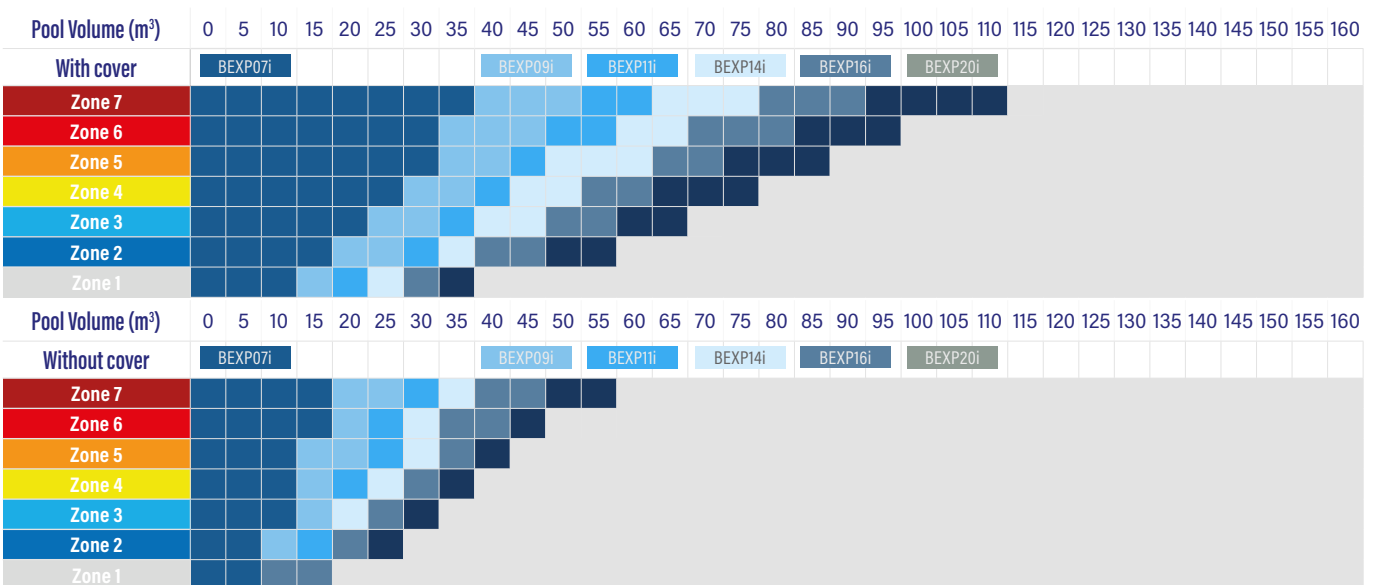
Parameters of the quick selection guide

This quick selection guide has been configured with the following parameters: private pool, for a use from beginning of may to end of september, average depth 1.5m, 14h filtration time, target pool water temperature 28°C.

Select my heat pump in less than 1 minute

For a 35m³ pool, with cover, located in zone 4, an BEXP09i is needed*.

*To find the corresponding pool location zone, consult our climate map in page 687.



AstralPool recommends to use the web configurators to get a more accurate sizing (change pool shape, pool depth, target pool water temperature, period of use...).

For professional use, visit our configurator on Profluidra website.
For public use, visit our simplified configurator on AstralPool website.

Evoline



- + 8 power levels from 4.7 kW to 30.9 kW*.
- + Smooth and quiet performance down to 0°C outdoor air temperature.
- + Automatic Heating and Cooling regulation.

*Temperature conditions of 28°C Air / 28°C Water

DESCRIPTION

- LCD (LED) display, detachable.
- Heating priority mode (filtration pump control).
- ABS plastic housing.
- AC fan.
- Automatic cooling mode.
- Automatic defrosting.
- Titanium water exchanger.
- Scroll compressor.

New : Now controllable via the iAqualink+ app with the addition of the iQBridge RS (available separately as an option - for more details see Internet of Pools chapter)

ACCESSORIES INCLUDED IN THE PACK

- 1 x Winter Cover.
- 4 x Anti-vibration feet.
- Condensate drainage kit. 1 x remote display kit (including 10m extension cable).
- 2 x PVC fittings Ø 38 (1"½).

OPTIONAL ACCESSORIES

- iQBridge RS. Code: WA000068



<185M³

TECHNICAL FEATURES

Model		Evoline 6	Evoline 10	Evoline 13	Evoline 15	Evoline 17	Evoline 20	Evoline 25	Evoline 20T	Evoline 25T	Evoline 35T	
Reference		66069-R32	66070-R32	66071-R32	66072-R32	67405-R32	66073M-R32	66074M-MOD	66073-R32	66074-R32	66075-R32	
Connected Model with iQBridge RS		66069 + WA000068	66070 + WA000068	66071 + WA000068	66072 + WA000068	67405 + WA000068	66073M + WA000068	66074M + WA000068	66073 + WA000068	66074 + WA000068	66075 + WA000068	
Refrigerant fluid		R32						R410A	R32			
Refrigerant fluid quantity	Kg	0.4	0.75	0.9	1.1	1.15	1.1	2.3	1.1	1.45	2.2	
Recommended water flow	m ³ /h	2.5	4.5	6	7.5	9	11	13	11	13	19	
Hydraulic connection	mm	ø38 (1"½)										
Electric power supply	V/Ph/Hz	220*240V / 50 / 1PH							380V / 50Hz or 60Hz / 3PH			
Nominal operating power	A	4.1	6.2	8.9	9.7	11	13.5	16.8	5.1	5.6	10.1	
Maximum operating power	A	5.3	8	11.6	12.6	14.2	20.3	25.2	6.7	7.3	13.6	
Recommended power cable section ⁽¹⁾	mm ²	3x1.5	3x2.5				3x4		5x2.5		5x4	
Acoustic pressure (Lp) at 1m	dB (A)	<55	<52		<56	<51	<59	<56	<59		<60	
Number of fans	Units	1									2	

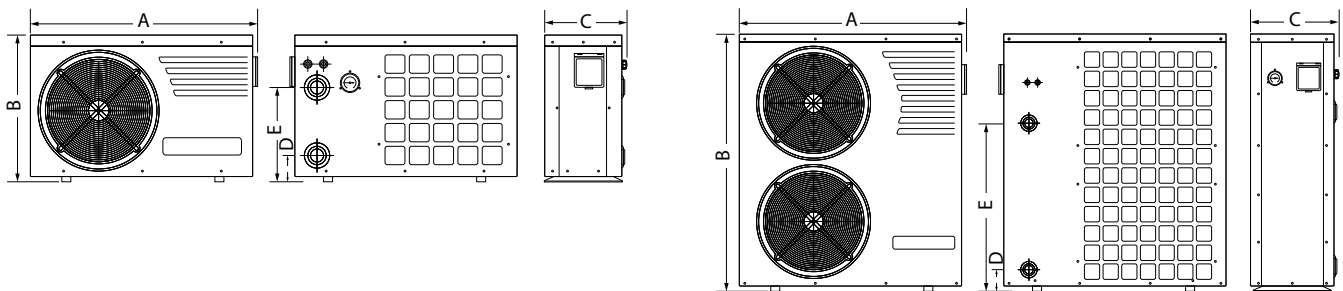
HEATING PERFORMANCE

Model		Evoline 6	Evoline 10	Evoline 13	Evoline 15	Evoline 17	Evoline 20	Evoline 25	Evoline 20T	Evoline 25T	Evoline 35T
AIR 28°C / WATER 28°C / HUMID. 80%											
Heating capacity	(kW)	4.7	7.4	10.4	11.6	14.9	17.4	22.7	18.5	22.3	30.9
Power consumption	(kW)	0.9	1.3	1.9	2.1	2.4	2.9	3.6	3.0	3.2	4.9
COP		5.4	5.6	5.4	5.6	6.3	5.9	6.4	6.3	6.9	6.4
AIR 15°C / WATER 26°C / HUMID. 70%											
Heating capacity	(kW)	3.2	5.5	7.6	8.4	10.7	12.9	16.3	13.4	16.1	22.8
Power consumption	(kW)	0.8	1.2	1.7	1.9	2.2	2.8	3.5	2.9	3.2	4.8
COP		4.0	4.7	4.5		4.9	4.6	4.7		5.0	4.8

(1) For a maximum length of 20 meters.

WEIGHT AND DIMENSIONS

Model		Evoline 6	Evoline 10	Evoline 13	Evoline 15	Evoline 17	Evoline 20	Evoline 25	Evoline 20T	Evoline 25T	Evoline 35T
Weight	kg	33	48	54	60	68	92	99	92	103	120
A	mm	798	958	1015				1080		1080	
B	mm	511	581	621				708		1258	
C	mm	293	360	370				416		446	
D	mm	100	115	111		98.5		99			
E	mm	335	365	411		498.5		499		599	



For complete technical & dimensional details, refer to the datasheet/user manual.

HEAT PUMPS SELECTION GUIDE

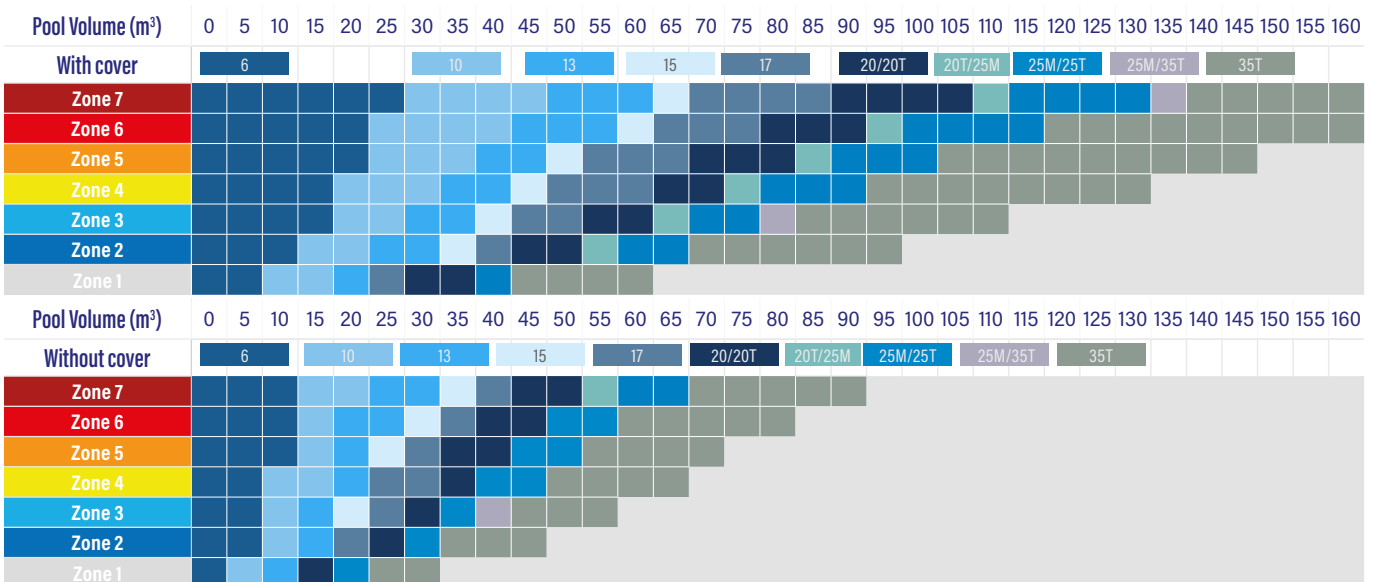
Parameters of the quick selection guide

This quick selection guide has been configured with the following parameters: private pool, for a use from beginning of may to end of september, average depth 1.5m, 14h filtration time, target pool water temperature 28°C.

Select my heat pump in less than 1 minute

For a 35m³ pool, with cover, located in zone 4, an EVOLINE 13 is needed*.

*To find the corresponding pool location zone, consult our climate map in page 687.



AstralPool recommends to use the web configurators to get a more accurate sizing (change pool shape, pool depth, target pool water temperature, period of use...).

For professional use, visit our configurator on Profluidra website.
For public use, visit our simplified configurator on AstralPool website.

Alaska - Siberia



ALASKA



SIBERIA



Includes Modbus connection

The fan is fitted vertically in the Alaska 10, 15 and 17 models

DESCRIPTION

- +5°C minimum outdoor air temperature.
- 2 compact models: For outdoor (Alaska) or indoor (Siberia) installation.
- Digital display.
- Heating priority (filtration pump control).
- Made of non-corrosive magnesium coated aluminium.
- Helicoidal ventilators with direct coupling motor for the Alaska model, centrifugal for the Siberia model.
- Defrosting thermostat in evaporator for enhanced performance.
- HP & LP safety pressure switch.
- Water flow switch.
- Condensor made of copper pipe with coated aluminium fins (special for corrosive environments).
- Scroll compressor with carter resistance and deoxidized copper.
- Thermostatic expansion valve.
- Titanium evaporator with PVC shell and in G2 titanium coil according to ASTM B 338.99 standard. Guaranteed against corrosion.
- Anti-acid dehydrating filter.

TECHNICAL FEATURES

Model		ALASKA-4	ALASKA-6	ALASKA-8	ALASKA-10	ALASKA-15	ALASKA-17	
Reference		32535-MOB	32536-MOB	32537-MOB	32538-MOB	32540-MOB	32541-MOB	
Model		SIBERIA-4	SIBERIA-6	SIBERIA-8	SIBERIA-10	SIBERIA-15	SIBERIA-17	
Reference		33301-MOB	33302-MOB	33303-MOB	33304-MOB	33306-MOB	33307-MOB	
Refrigerant fluid		R-407C						
Recommended pool volume	m ³	5-9	7-14	10-20	13-26	18-36	25-50	
Recommended water flow	m ³ /h	6-10	6-10	7-12	7-12	10-15	10-15	
Air flow	m ³ /h	3800	4900	5500	9800	11000		
Hydraulic connection	mm	50						
Electric power supply	V/Ph/Hz	230/1/50			400/3/50			
Refrigerant fluid quantity	Kg	2	4.3	4.8	5.5	6.3	6.6	
Number of fans		1				2		

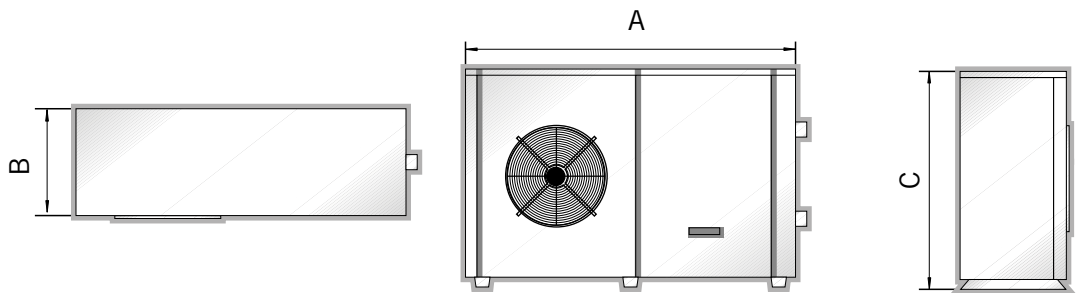
COOLING PERFORMANCE

Alaska models		ALASKA-4	ALASKA-6	ALASKA-8	ALASKA-10	ALASKA-15	ALASKA-17
AIR 27°C / WATER 12°C							
Cooling capacity	(kW)	4.4	5.7	8.9	10.7	16.6	22.7
Power consumption	(kW)	1.3	2.0	2.8	3.6	5.0	6.6
EER		3.3	2.9	3.1	3.0	3.4	3.5
Siberia models		SIBERIA-4	SIBERIA-6	SIBERIA-8	SIBERIA-10	SIBERIA-15	SIBERIA-17
AIR 27°C / WATER 12°C							
Cooling capacity	(kW)	4.4	5.7	8.9	10.7	16.6	22.7
Power consumption	(kW)	1.8	2.3	3.2	4.5	7.7	9.3
EER		2.4	2.5	2.8	2.4	2.2	2.5

Maximum air temperature 40°C, minimum water temperature 10°C. Maximum water pressure 3.5 bar.

STANDARD AND CHILLER MODELS - WEIGHT AND DIMENSIONS

Model			ALASKA-4	ALASKA-6	ALASKA-8	ALASKA-10	ALASKA-15	ALASKA-17
Weight	kg		80	92	102	133	167	197
Dimensions	mm	A	1311 (+80)		1411 (+80)	1372 (+80)	1728 (+80)	
		B	512	540	556	650	708	
		C	746		846	890	866	
Model			SIBERIA-4	SIBERIA-6	SIBERIA-8	SIBERIA-10	SIBERIA-15	SIBERIA-17
Weight	kg		97	112	120	188	219	224
Dimensions	mm	A	1311 (+80)		1411 (+80)	1372 (+80)	1728 (+80)	
		B	550+50	700+50		655+50	655+50	
		C	746		846	890	866	



Compact ElectricHeat


Electronic model

Mechanical model (Eco)

 Fluidra Connect compatible
Titanium models only

<145M³

- + From 3 to 18kW
- + Electronic models for more comfort
- + Titanium resistances models compatible with salt pools

DESCRIPTION

- Linear configuration that offers ease of installation.
- OLED display for electronic models
- LCD display for mechanical model
- Incoloy or Titanium resistances models
- Single or 3 phase wiring
- Simple and fast electrical connection system.
- Replaceable parts: the internal components are easy to access and replace.

PRODUCT REFERENCES

ELECTRONIC MODELS	COMPACT 3	COMPACT 6	COMPACT 9	COMPACT 12	COMPACT 18
Incoloy version	60170	60171	60172	60173	60174
Titanium version	65321	65322	65323	65324	65325
MECHANICAL MODELS	ECO 3	ECO 6	ECO 9	ECO 12	ECO 18
ECO Incoloy version	69193	69194	69195	69196	69197

HEATING PERFORMANCES & TECHNICAL FEATURES

ELECTRONIC MODELS		COMPACT 3	COMPACT 6	COMPACT 9	COMPACT 12	COMPACT 18
MECHANICAL MODELS		ECO 3	ECO 6	ECO 9	ECO 12	ECO 18
Power	kW	3	6	9	12	18
Electrical supply*	V/Ph/Hz	230 / 1 / 50-60 or 400 / 3 / 50-60				400 / 3 / 50-60
Min. Water flow rate	m ³ /h	2.4				
Max. Water flow rate	m ³ /h	15				
Water connection	mm Ø	50/63				
Maximum operating power (A)	220V/50Hz/1PH	14	27	41	-	-
	400V/50Hz/3PH	5	9	14	18	27

*In the case of 230/1/50-60, check special code.

NB: INCOLOY models do NOT provide protection for salt electrolysis facilities, so this type of facility should use the TITANIUM model to prevent operational problems that would not be covered under warranty.

TECHNICAL FEATURES						
ELECTRONIC MODELS		COMPACT 3	COMPACT 6	COMPACT 9	COMPACT 12	COMPACT 18
MECHANICAL MODELS		ECO 3	ECO 6	ECO 9	ECO 12	ECO 18
Gross weight	kg				4.8	
Net weight	kg				4.2	



Electronic model

Mechanical model (Eco)

ELECTRIC HEATERS SELECTION GUIDE

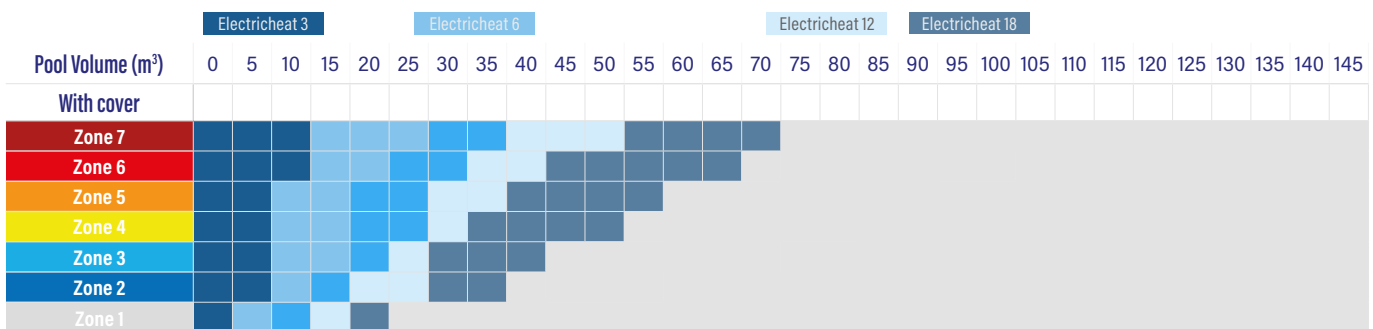
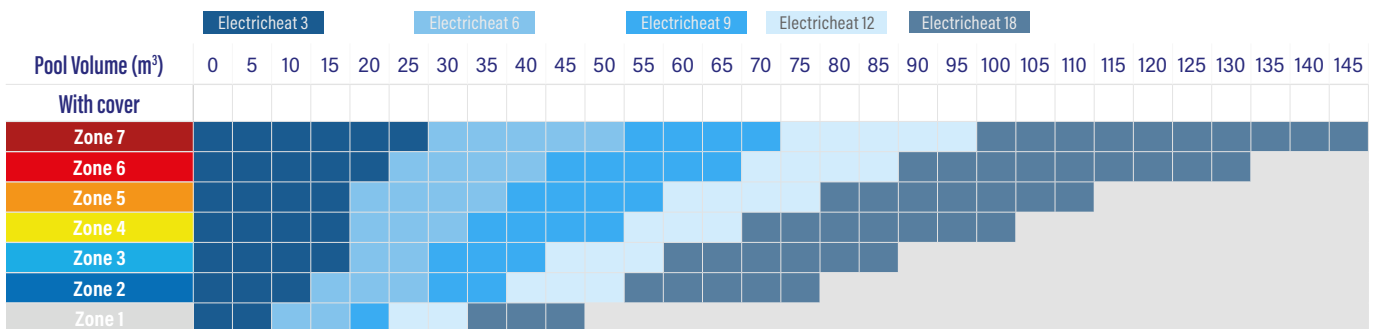
Parameters of the quick selection guide

This quick selection guide has been configured with the following parameters: private pool, for a use from beginning of may to end of september, average depth 1.5m, 14h filtration time, target pool water temperature 28°C.

Select my heat pump in less than 1 minute

For a 35m³ pool, with cover, located in zone 2, a Electricheat 9 is needed*.

*To find the corresponding pool location zone, consult our climate map in page 687.



AstralPool recommends to use the web configurators to get a more accurate sizing (change pool shape, pool depth, target pool water temperature, period of use...).

For professional use, visit our configurator on www.pro.fluidra.com
For public use, visit our simplified configurator on www.astralpool.com

Equipped Waterheat



DESCRIPTION

Heat exchanger suitable for warming the water temperature of pools and SPAS, thanks to the heat exchange between the primary circuit (warm area) and a secondary one (cold area that we want to warm).

- Regulator with secondary pump control, voltage free contact and timer.
- Casing built in Alucoil and ABS plastic.
- Body made in Titanium (secondary, water from pool).
- Coils made in titanium alloy (primary, water from boiler).
- Fully fitted, anti-return valve, primary recirculation pump and control thermostat with immersion probe.
- Primary work pressure 10 bars and secondary work pressure 3 bars.

CONNECTIONS:

- Primary (heating): 1".
- Secondary (pool): D-50 three piece link.

PRODUCT REFERENCES

Model	TIT-20 kW	TIT-40 kW	TIT-60 kW
Reference	43506	43507	43508

TECHNICAL FEATURES

Model		TIT-20 kW	TIT-40 kW	TIT-60 kW
Power	90°C	20	40	60
	60°C	10	20	30
	45°C	5	10	15

HEATING PERFORMANCE

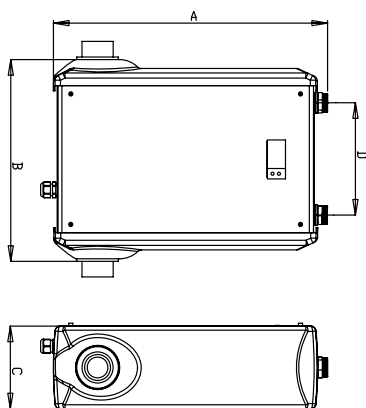
Model		TIT-20 kW	TIT-40 kW	TIT-60 kW
Heater	m ³ /h	1.6	2.7	3.0
Heater load loss	bar	0.12	0.41	0.70
Heater connection	Inch		-	
Pool volume	m ³ /h	10	15	20
Pool head loss	bar	0.14	0.24	0.29
Pool connection	Inch	-	-	-

DIMENSIONS AND WEIGHT

Model		TIT-20 kW	TIT-40 kW	TIT-60 kW
Dimensions	A (mm)	530	530	530
	B (mm)	450	590	650
	C (mm)	160	160	160
	D (mm)	215	225	305
	E (mm)	1"	1"	1"
Weight	kg	10	11	18

Consult your service engineer about the right selection of unit depending on your installation.

Figures for power settings calculated for pool water at 20°C.



HEAT EXCHANGERS

Waterheat EVO



DESCRIPTION

Heat exchanger suitable for warming the water temperature of pools and SPAS, thanks to the heat exchange between the primary circuit (warm area) and a secondary one (cold area that we want to warm).

- Titanium housing (secondary, pool water).
- Titanium coil (primary, water for boiler).
- Primary working pressure of 10 bar.
- Secondary working pressure of 3 bar.

PRODUCT REFERENCES

Model	TIT-20 kW	TIT-40 kW	TIT-60 kW	TIT-105 kW	TIT-140 kW	TIT-210 kW	TIT-300 kW	TIT-450 kW
Reference	71607	71608	71609	71610	71611	71612	71613	71614


TECHNICAL FEATURES

Model		TIT-20 kW	TIT-40 kW	TIT-60 kW	TIT-105 kW	TIT-140 kW	TIT-210 kW	TIT-300 kW	TIT-450 kW
Power	90°C	20	40	60	105	140	210	300	450
	60°C	10	20	30	40	60	80	120	210
	45°C	5	10	15	20	3	40	60	100

HEATING PERFORMANCE

Model		TIT-20 kW	TIT-40 kW	TIT-60 kW	TIT-105 kW	TIT-140 kW	TIT-210 kW	TIT-300 kW	TIT-450 kW
Heater	m ³ /h	1.6	2.7	3.1	6.6	7.0	10.0	11.0	16.0
Heater load loss	bar	0.006	0.024	0.040	0.030	0.040	0.122	0.214	0.470
Heater connection	Inch	G ¾"			G 1½"				
Pool head loss	bar	0.119	0.192	0.418	0.293	0.316	0.633	0.596	0.860
Pool connection	Inch	G 1"		G 1½"					

DIMENSIONS AND WEIGHT

Model		TIT-20 kW	TIT-40 kW	TIT-60 kW	TIT-105 kW	TIT-140 kW	TIT-210 kW	TIT-300 kW	TIT-450 kW	
Dimensions		A (mm)			122			140		
		B (mm)	75	175	225	170	270	420	670	920
		C (mm)	290	390	440	357	457	607	857	1107
		Ø Dz	80			102				
Weight	kg	1.2	1.7	1.9	2.2	2.7	3.8	5.3	6.8	

Consult your service engineer about the right selection of unit depending on your installation.
 Figures for power settings calculated for pool water at 20°C.

Diagram of assembly below the water level:

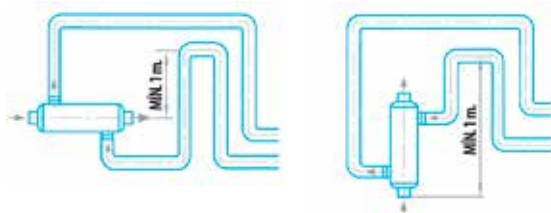
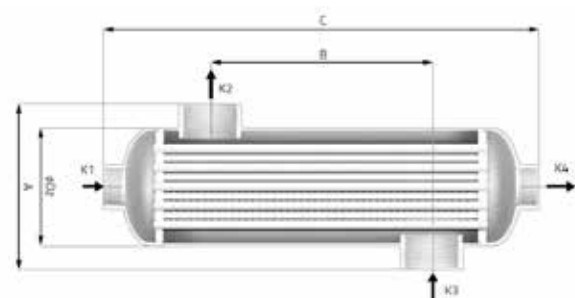


Diagram of assembly below the water level:



Etna




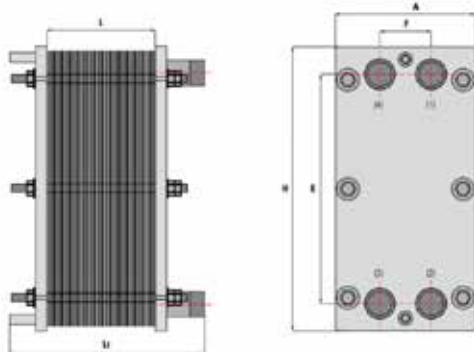
Basic model

- Corrugated plates in AISI-316 or titanium.
- EPDM gaskets.
- Housing in epoxy painted carbon steel.
- In non-equipped heat exchangers, AISI-316 stainless steel connections in ISO G2 direct thread.
- In equipped heat exchangers, primary connections in copper, and secondary in PVC.
- In equipped heat exchangers, full regulation, with control of the filtering pump. Double display (setpoint and current reading).
- Simple recirculating pump in the primary circuit is optional.




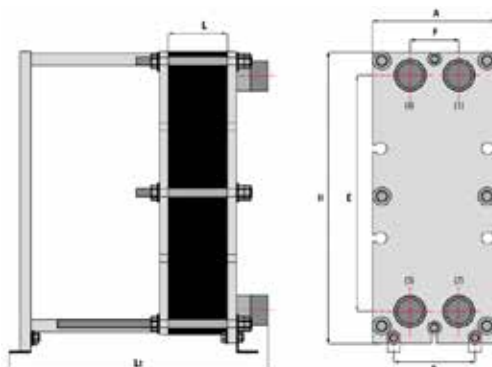
Equipped model

ETNA 15 - ETNA 200



Equipped model + recirculating pump

ETNA 250 - ETNA 580



- 1 – Primary, inlet.
- 2 – Primary, outlet.
- 3 – Secondary, inlet.
- 4 – Secondary, outlet.

PRODUCT REFERENCES

Model	AISI-316 codes			Titanium codes		
	Basic model	Equipped model	Model Eq+B ⁽¹⁾	Basic model	Equipped model	Model Eq+B ⁽¹⁾
	Ref.	Ref.	Ref.	Ref.	Ref.	Ref.
ETNA-15	67985	68230	68021	67994	68012	68030
ETNA-35	68223	68004	68022	67995	68013	68031
ETNA-50	68224	68005	68023	67996	68014	68032
ETNA-60	68225	68006	68024	67997	68015	68033
ETNA-90	67989	68007	68025	67998	68016	68034
ETNA-120	67990	68008	68026	68226	68017	68035
ETNA-150	67991	68009	68027	68227	68018	68036
ETNA-180	67992	68010	68028	68228	68019	68037
ETNA-200	67993	68011	68029	68229	68020	68038
ETNA-250	32550	32563	32576	33137	33155	33173
ETNA-300	32552	32565	32578	33139	33157	33175
ETNA-350	32553	32566	32579	33140	33158	33176
ETNA-400	33114	33119	33124	33141	33159	33177
ETNA-460	33115	33120	33125	69796	33160	33178
ETNA-500	32554	32567	32580	69797	33161	33179
ETNA-580	33116	33121	33126	69798	33162	33180

(1) Eq + B: Equipped model + recirculating pump.

TECHNICAL FEATURES

Model	Code		Power		Num. Plates	Primary circuit			Secondary circuit			Dimensions (mm)					
	Basic models AISI-316	Basic models Titanium	KW	(kcal/h)		Flow rate (m³/h)	Head loss (bar)	Connections	Flow rate (m³/h)	Head loss (bar)	Connections	H	A	E	F	Lt	L
ETNA-15	67985	67994	17	15,000	5	0.75	0.3	11/4"	0.74	0.3	11/4"	320	200	235	69	220	16.5
ETNA-35	68223	67995	40	35,000	7	1.55	0.3	11/4"	1.52	0.3	11/4"	320	200	241	69	220	23.1
ETNA-50	68224	67996	58	50,000	9	2.56	0.3	11/4"	2.51	0.3	11/4"	320	200	235	69	220	29.7
ETNA-60	68225	67997	70	60,000	11	3.09	0.3	11/4"	3.03	0.3	11/4"	320	200	235	69	220	36.3
ETNA-90	67989	67998	105	90,000	15	4.64	0.3	11/4"	4.55	0.3	11/4"	320	200	235	69	220	49.5
ETNA-120	67990	68226	140	120,000	19	6.19	0.3	11/4"	6.07	0.3	11/4"	320	200	235	69	220	62.7
ETNA-150	67991	68227	174.4	150,000	23	7.71	0.3	11/4"	7.56	0.3	11/4"	320	200	235	69	220	75.9
ETNA-180	67992	68228	209	180,000	29	9.23	0.3	11/4"	9.06	0.3	11/4"	320	200	235	69	220	95.7
ETNA-200	67993	68229	233	200,000	31	10.3	0.3	11/4"	10.1	0.3	11/4"	320	200	235	69	220	102.3
ETNA-250	32550	33137	291	250,000	15	12.86	0.3	2 1/2"	12.61	0.3	2 1/2"	745	310	603	124	630	49.5
ETNA-300	32552	33139	349	300,000	17	15.42	0.3	2 1/2"	15.13	0.3	2 1/2"	745	310	603	124	630	56.1
ETNA-350	32553	33140	407	350,000	21	17.98	0.3	2 1/2"	17.64	0.3	2 1/2"	745	310	603	124	630	69.3
ETNA-400	33114	33141	465	400,000	23	20.55	0.3	2 1/2"	20.13	0.3	2 1/2"	745	310	603	124	630	75.9
ETNA-460	33115	69796	535	460,000	27	23.64	0.3	2 1/2"	23.19	0.3	2 1/2"	745	310	603	124	630	89.1
ETNA-500	32554	69797	581	500,000	29	25.67	0.3	2 1/2"	25.18	0.3	2 1/2"	745	310	603	124	630	95.7
ETNA-580	33116	69798	675	580,000	33	29.83	0.3	2 1/2"	29.26	0.3	2 1/2"	745	310	603	124	630	108.9

TECHNICAL FEATURES

Model	Code		Code		Power		Num. Plates	Dimensions (mm)				Weight
	Equipped models AISI-316	Equipped models Titanium	Model Eq+B ⁽¹⁾ AISI-316	Model Eq+B ⁽¹⁾ Titanium	KW	(kcal/h)		A	M1	M2	K	kg
ETNA-15	68230	68012	68021	68030	17	15.000	5	200	659	1148	470	38 + 4,5
ETNA-35	68004	68013	68022	68031	40	35.000	7	200	659	1148	470	38 + 4,5
ETNA-50	68005	68014	68023	68032	58	50.000	9	200	659	1148	470	39 + 9
ETNA-60	68006	68015	68024	68033	70	60.000	11	200	659	1148	470	39 + 9
ETNA-90	68007	68016	68025	68034	105	90.000	15	200	659	1148	470	40 + 9
ETNA-120	68008	68017	68026	68035	140	120.000	19	200	659	1148	470	41 + 15
ETNA-150	68009	68018	68027	68036	174,4	150.000	23	200	659	1148	470	42 + 15
ETNA-180	68010	68019	68028	68037	209	180.000	29	200	659	1148	470	43 + 15
ETNA-200	68011	68020	68029	68038	233	200.000	31	200	659	1148	470	44 + 15
ETNA-250	32563	33155	32576	33173	291	250.000	15	310	1070	1558	905	128 + 17
ETNA-300	32565	33157	32578	33175	349	300.000	17	310	1070	1558	905	129 + 17
ETNA-350	32566	33158	32579	33176	407	350.000	21	310	1070	1558	905	133 + 20
ETNA-400	33119	33159	33124	33177	465	400.000	23	310	1070	1558	905	134 + 20
ETNA-460	33120	33160	33125	33178	535	460.000	27	310	1070	1558	905	138 + 22
ETNA-500	32567	33161	32580	33179	581	500.000	29	310	1070	1558	905	139 + 22
ETNA-580	33121	33162	33126	33180	675	580.000	33	310	1070	1558	905	143 + 24

(1) Eq + B: Equipped model + recirculating pump.

HEATING

SWIMMING POOL HEATING SOLUTIONS

why choosing a heating system

Did you know it ?

- Equipping the pool with an isothermal cover allows to divide the power need by 2 !
As a result, if 12kW is needed to heat a pool without isothermal cover, 6kW is enough to heat the same pool with isothermal cover.
- Using the heat pump when the outdoor air is the hottest will allow to maximize the performances (hence minimize the electricity consumption). Heating during hot sunny days and covering at night is the optimal solution!
- Covering the pool at night (or when the outdoor air T°C is fresher) with an isothermal cover, will slow down the decrease of pool T°C.

> PARAMETERS FOR CHOOSING A HEATING SYSTEM

To define a system suitable for a pool, many parameters need to be considered. The most important parameters (but non-exhaustive) are the ones below:

1. Average outdoor air temperature (°C)
2. Desired pool water target temperature (in °C)
3. Period of use
4. Pool volume (m³)
5. Presence of an isothermal cover or not
6. Filtration time

To consider all the parameters which impact the sizing of a heating system, online Zodiac configurators are available:






• For professionals, visit our pro space website:
<https://pro.zodiac-poolcare.com/>

• For public use, visit our Zodiac website with a simplified and user-friendly interface: <https://www.zodiac-poolcare.co.uk/solutions/configurators/heat-pumps> , **maximum comfort at a lower cost.**



The choice of heating equipment also depends on the energy source that will be used.

	Heat pumps	Electric heaters	Heat exchangers
COMPARATIVE TABLE OF RANGES			
Solution	Stand-alone, dedicated to the pool	Stand-alone, dedicated to the pool	Coupled to the domestic heating
Energy used	Electricity	Electricity	Domestic heating source (gas, oil, electricity, renewable, etc.)
Running cost	€*	€€€	€ to €€€**
Investment	€€	€	€
Advantages	Economical Efficient	Simple installation	Compatible with all heating systems
Uses	All open air or indoor pools	Spas and pools used at weekends or holiday homes	Indoor and outdoor pools close to the boiler in the house

* A heat pump is a very efficient solution which can reconstitute great more power than it consumes thanks to its thermodynamic system.

** The running cost will depend on the heating source. If renewable (e.g solar energy), it will be very low. However, with a gas, oil or electricity heating source, the running costs will be higher.

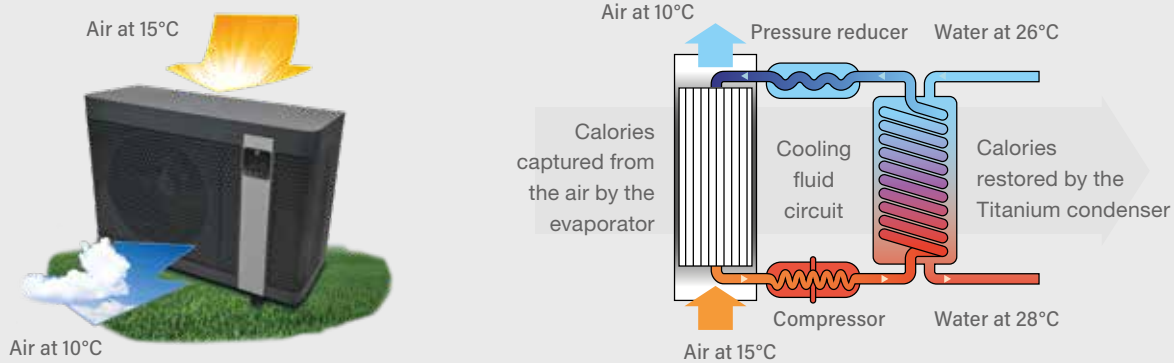
HEAT PUMPS

The economical and ecological solution

Heat pumps are the ideal solution for heating the pool while also saving energy.

> HOW DOES IT WORK?

The heat pump is a **thermodynamic system**. Its operating principle is very simple: the system takes calories from the air and transfers them directly to the water in the pool.



80% of the energy comes from the air.
20% of the energy comes from your electricity supplier.

The heat pump recovers calories from the outside air.
The heat pump restores calories to the water in the pool by thermodynamic exchange.

Heat pumps can be installed easily on pools under construction and on existing pools, by a simple electrical or hydraulic connection.

> ACTIVE OR PASSIVE DEFROSTING

When the outside temperature is low, the evaporator will tend to ice up, which reduces its efficiency; this ice must therefore be removed. There are 2 types of defrosting:

- **Passive defrosting: By ventilation for a seasonal use (minimum outside air temperature > 5°C)**
Heat pump will stand by for a few minutes. Only the fan operates, forcing outside air to defrost naturally. This type of defrosting is only efficient when the outside air temperature is above +5°C, for a seasonal use only.
- **Active defrosting: By cycle inversion - for extended or full season (minimum outside air temperature < 5°C)**
The refrigerating circuit is reversed, heat from the water in the pool is taken to defrost the evaporator. This allows operation at temperatures down to -12°C. This type of defrosting allows an extended use as it is able to defrost when the outside temperature is below +5°C.



HEATING

> UNDERSTANDING THE CONCEPT OF PERFORMANCE

Two main values characterise the performance of heat pumps: their power and their performance coefficient.

• **Power, expressed in kW**, indicates the quantity of heat transferred to the water.

It is expressed in specific climatic conditions to which the heat pump is exposed during use:

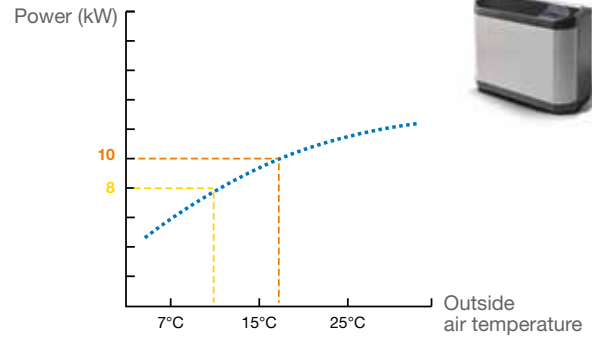
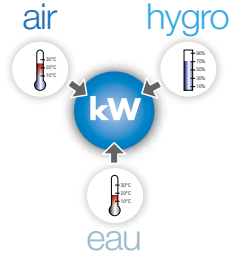
- Temperature of the outside air
- Humidity of the outside air
- Temperature of the water in the pool.

The power of a heat pump will mostly depend on the outside air temperature.

The hotter the air is, the higher the power in kW, hence the higher COP.

For instance (see graphic), a Z400iQ will reconstitute 9,96kW @15°C air / 26°C water / 70% humidity and 12,56kW @28°C air / 28°C water / 80% humidity.

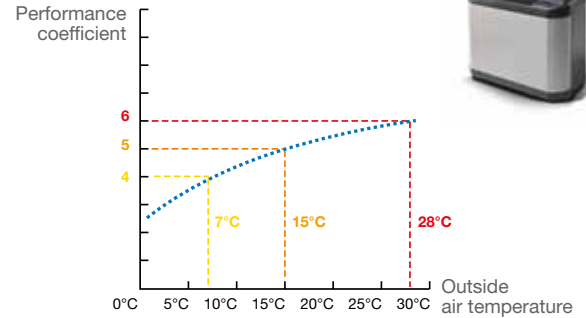
Accordingly, it is very important to compare performances in the same conditions !



• The **coefficient of performance (COP)** is the ratio between the restituted power and the power consumption of the heat pump. As a result, it is the ratio at specific climatic conditions too.

As an example, a performance coefficient of 5 means that for 1 kWh consumed at the electricity meter, the heat supplies 5 times more energy to the water in the pool, or 5 kWh.

So the higher the performance coefficient, the more efficient and economical the system.



HEAT PUMPS

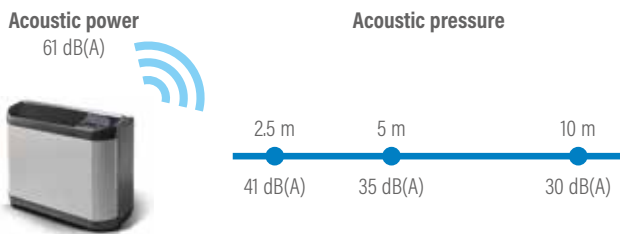
A silent installation

> MEASURING NOISE LEVEL ACCURATELY

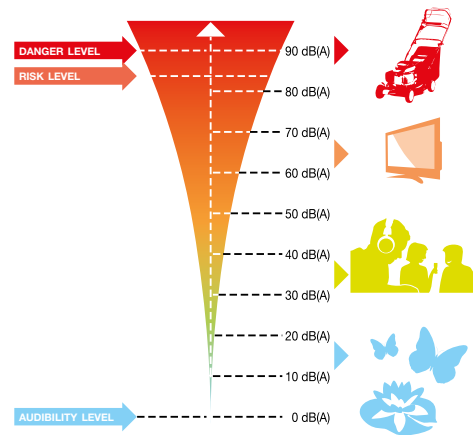
The latest technologies used in the design of evaporators, fans and compressors make Zodiac® heat pumps extremely quiet.

The noise level should be measured by a certified body to obtain a real and objective value. It is expressed:

- Either **as acoustic power dB(A)**: this is the unmodified noise level of the emitting source.
- Or **as acoustic pressure dB(A)**: this is the sound level perceived by the human ear. It depends on the installation environment and distance at which the measurement is made. It must therefore always include a measuring distance.



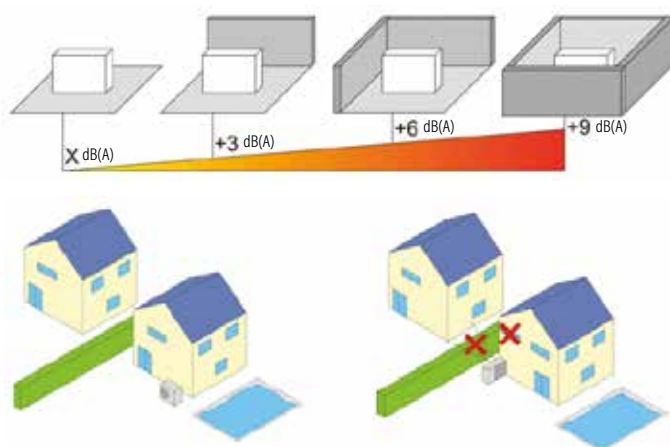
NOISE SCALE



To compare the noise level of several machines, check what type of value you have, power or pressure, and if it is pressure then at what distance it is measured!

> OPTIMIZING THE INSTALLATION OF A HEAT PUMP

A heat pump system includes 'moving' parts (compressor, fan, etc.), vibrations from which can spread and build up.



To avoid or reduce disturbances, a few installation rules should be followed:

- **Favour open spaces** (avoid corners or interior courtyards), because sound waves coming from all sides of the system are reflected by the surfaces facing them.
- **Do not install the system below or facing a window.**
- **Relative to neighbouring properties:**
 - Install the system as far as possible from property boundaries.
 - The fan should not point towards neighbouring properties.

> REDUCE TRANSMISSION OF VIBRATIONS THROUGH THE BASE

- Use suitable anti-vibration blocks.
- Renew them if necessary to absorb vibrations, because they lose effectiveness over time.
- Build a mounting base. It should weigh at least twice as much as the heat pump. It must be independent from a building.



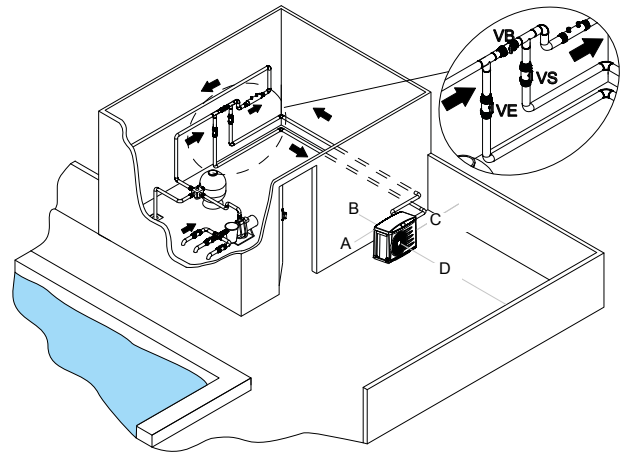
> INSTALLATION RECOMMENDATIONS

- Outside, close to the technical room, at sufficient distance from the pool (according to applicable electrical standards).
- On a stable, solid and level surface.
- Between the heat pump and its surroundings (walls, plants, etc.), maintain minimum distances as shown in the diagram below.

INSTALLATION OF A HORIZONTAL HEAT PUMP

Minimum free area in meter

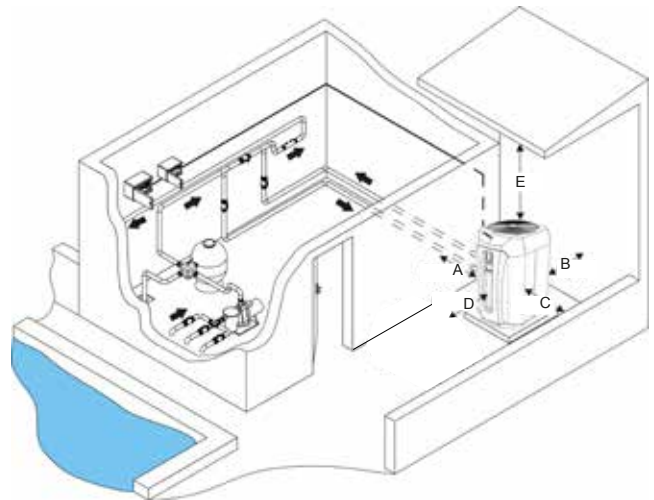
	A	B	C	D
Z200 / Z200D	0,5	0,5	0,5	2
PI20 / PI20D				
Z300				
PM40				
PX50				
POWERFORCE				
HPO				
Z250				



INSTALLATION OF A VERTICAL HEAT PUMP

Minimum free area in meter

	A	B	C	D	E
Z400iQ	0,5	0,5	0,5	0,5	2
Z550iQ					
Z350iQ	0,15				



These schemes show the recommended distances for maximum efficiency and ease of maintenance. Alternative installation layout may be considered, with possible impacts on performances and serviceability.

For complete installation instructions, please refer to the user manual.

VERTICAL VS HORIZONTAL BLOWING

Vertical blowing has 3 main advantages:

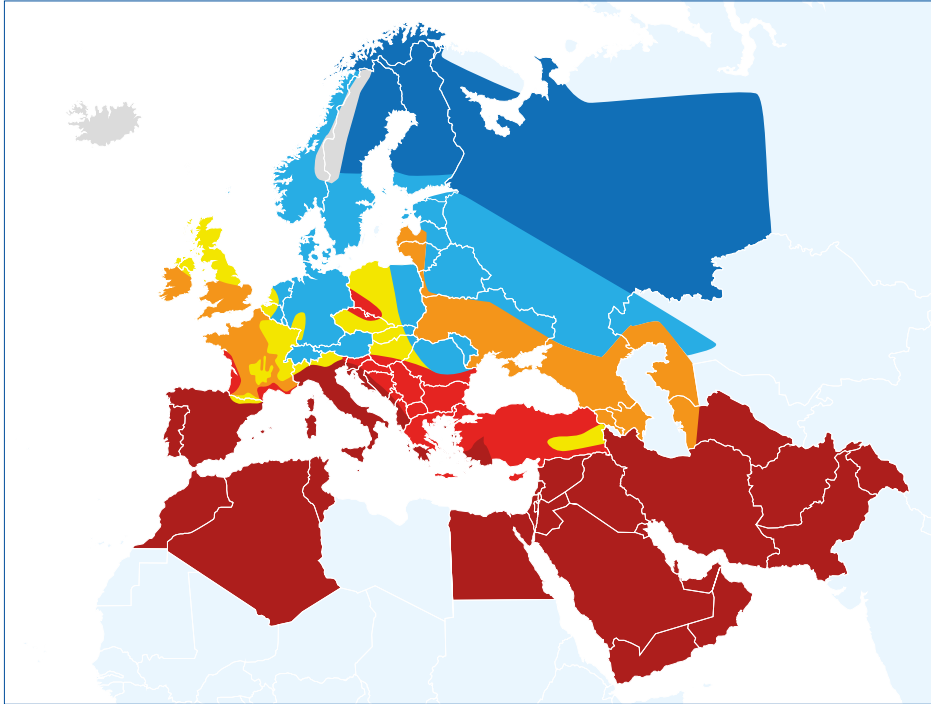
- It is typically suitable for small spaces as a reduced free area is required around the unit.
- With a same sound level between a horizontal and vertical heat pump, the perceived sound level will be lower for vertical heat pumps because the air is blown upwards.
- Thanks to the vertical blowing, the cold air is not blown to the feet.








CHOOSING A HEAT PUMP WITH AN AUTOMATIC COOLING MODE

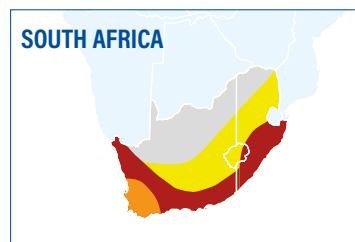
It is not recommended to maintain the temperature of the water in the pool at a higher temperature than +30°C to prevent water quality from deteriorating, turning green and damaging the liner. In hot areas, during hot seasons or if the pool is equipped with a shelter, it is common that the pool water temperature can exceed +30°C.

A heat pump with an automatic cooling mode will stabilize the pool water temperature at the desired target, below 30°C.

> CLIMATE ZONES








Zone 1	
Zone 2	
Zone 3	
Zone 4	
Zone 5	
Zone 6	
Zone 7	



Caribbean Islands, Reunion Island, Canary Islands are part of zone 7.

> HEAT PUMPS

Comparative Table

COMPARATIVE TABLE OF RANGES TECHNICAL SPECIFICATIONS		Z550iQ	Z400iQ	Z350iQ	Z250	PX50
						
Claims		The eco-silent choice	Elegant and discrete		Horizontal Full Inverter	Full Inverter Technology
Professional advice recommended		✓	✓	✓	✓	✓
Key drivers for a fast pre-selection	Maximum pool size (m ³) *	120	145	95	90	195
	Min Air T°C	-12°C	-12°C	-7°C	-7°C	-12°C
	Seasonality	All year round	All year round	Extended season	Extended season	All year round
	Technology	FULL INVERTER	ON-OFF	FULL INVERTER	FULL INVERTER	FULL INVERTER
	Cooling mode	✓	✓	✓	✓	✓
	App control	✓ (embedded) iAquaLink	✓ (embedded) iAquaLink	✓ (embedded) iAquaLink+		✓ (with optional iQBridge RS)
	Air blowing type	Vertical	Vertical	Vertical	Horizontal	Horizontal
	Free area around the heat pump	++	++	+++	+	+
	Electric power supply	Single-phase and three phase	Single-phase and three phase	Single phase	Single-phase	Single-phase and three phase
	Can be installed indoor	✓				
Performances comparison at close powers (@15°C air / 26°C water)	Range of powers (@28°C Air / 28°C Water)	12,5kW to 20kW (5 powers)	9.83 to 22,05kW (8 powers)	11 to 16 kW (3 powers)	7kW to 15kW (4 powers)	9 to 35kW (10 powers)
	Range of powers (@15°C Air / 26°C Water)	9,5 to 15kW (5 powers)	7,94kW to 17,5kW (8 powers)	8 to 12 k (3 powers)	5,5kW to 11kW (4 powers)	6.3 to 24kW (10 powers)
	Compressor type	Inverter	ON/OFF	Inverter	Inverter	Inverter
	Fan type	Inverter	ON/OFF (2 speeds)	Inverter	Inverter	Inverter
	Gas type	R410A	R32/R410A	Rotary vane	R32	R32/R410A
	Power in kW @28°C	12,5 kW	12,56 kW	14 kW	15 Kw	13,5 kW
	COP @28°C	6,1-7,6 **	5,23	5,4-8,8**	6-16,3 **	5,8-16 **
	Power in kW @15°C	9,5 kW	9,96 kW	10 kW	11 kW	9,4 kW
	COP @15°C	4,9-5,7 **	4,40	4,3-5,4**	4,6-7,7**	4,5-8 **
	Acoustic power (dB)	62-54 **	Standard: 65 Silent: 63	71-63**	67-54**	Boost: 71 Silent: 54
Modes	Acoustic pressure (dB) @10m	31-23 **	Standard: 34 Silent: 32	40-32**	36-23**	Boost: 39 Silent: 23
	Silence mode	✓	✓	✓	✓	✓
	Smart mode	✓		✓	✓	✓
Technical features	Boost/Standard mode	✓	✓	✓	✓	✓
	Defrosting type	Cycle inversion	Forced Ventilation & Cycle inversion	Cycle inversion	Cycle inversion	Cycle inversion
	Casing	Polypropylene & Galvanized steel	Polypropylene & Galvanized steel	Polypropylene & Galvanized steel	Galvanized steel	Galvanized steel + ABS top panel
Ease of use	OTA (over-the-air firmware update)	✓	✓	✓		
	Heating priority (filtration control)	✓	✓	✓	✓	✓
	Remote HMI	App'	App'	App'		✓
Warranty	HMI type	LCD LED	LCD LED	LCD LED	LCD	LCD LED
	Heat Pump			3 years		
	Compressor			5 years		
Included Accessories	Condenser (Corrosion)			10 years		
		<ul style="list-style-type: none"> • Winter cover • Condensate drain kit • PVC and gaskets, 1/2 unions, Ø 50 • Anti-vibration pads • Free mobile app 	<ul style="list-style-type: none"> • Winter cover • Condensate drain kit • PVC and gaskets, 1/2 unions, Ø 50 • Anti-vibration pads • Free mobile app 	<ul style="list-style-type: none"> • Winter cover • Condensate drain kit • 2 PVC union Ø40 • 2 PVC reduction Ø40/50 • 2 PVC union 45° Ø50 • Anti-vibration feet • Free mobile app 	<ul style="list-style-type: none"> • Winter cover • Condensate drain kit • PVC and gaskets, 1/2 unions, Ø 40 & Ø 50 • Anti-vibration U-shape feet 	<ul style="list-style-type: none"> • Winter cover • Condensate drain kit • PVC and gaskets, 1/2 unions, Ø 50 • Anti-vibration pads • Remote control kit (including 10m extension cable).
Optional accessories	<ul style="list-style-type: none"> • Technical room kit • Condensate tray 					<ul style="list-style-type: none"> • iQBridge RS

*For a pool with cover, depth 1,5m, zone 7, 14h filtration time, from May to September.

** @maximum-minimum compressor speed

**COMPARATIVE
TABLE
OF RANGES
TECHNICAL SPECIFICATIONS**



	PM40	HPO	Z300	Z200D	Z200	POWER FORCE
Claims	The silent On-Off solution	Full Inverter Technology	High performance and quiet-certified	Pool heating made simple	Pool heating made simple	Small to medium public pool
Professional advice recommended	✓		✓	✓	✓	✓
Maximum pool size (m³) *	190	145	110	80	80	305
Min Air T°C	-8°C	-12°C	+5°C	-5°C	+5°C	-12°C
Seasonality	Extended season	All year round	Season	Extended season	Season	All year round
Technology	ON-OFF	FULL INVERTER	ON-OFF	ON-OFF	ON-OFF	ON-OFF
Cooling mode	✓	✓				✓
App control	✓ iAquaLink+ (with optional iQBridge RS)	✓ iAquaLink+ (with optional iQBridge RS)				
Air blowing type	Horizontal	Horizontal	Horizontal	Horizontal	Horizontal	Horizontal
Free area around the heat pump	+	+	+	+	+	+
Electric power supply	Single-phase and three phase	Single-phase	Single-phase and three phase	Single-phase	Single-phase	Single-phase and three phase
Can be installed indoor			✓			
Performances						
Range of powers (@28°C Air / 28°C Water)	4.7 to 32kW (10 powers)	9 to 25kW (6 powers)	9W to 16.1kW (4 powers)	6.7kW to 14.8kW (4 powers)	6.7kW to 14.8kW (4 powers)	33kW and 45.5kW (2 powers)
Range of powers (@15°C Air / 26°C Water)	3.2 to 23kW (10 powers)	6.3 to 17.7kW (6 powers)	7.6W to 13.7kW (4 powers)	4.8kW to 10.1kW (4 powers)	4.8kW to 10.1kW (4 powers)	28.7kW and 37kW (2 powers)
Compressor type	ON/OFF	Inverter	Inverter	ON/OFF	ON/OFF	ON/OFF
Fan type	ON/OFF (2 speeds)	Inverter	Inverter	ON/OFF	ON/OFF	Inverter
Gas type	R32/R410A	R32	R410A	R32	R32	R410A
Power in kW @28°C	14,7 kW	13,5 kW	13 kW	14,8 kW	14,8 kW	33 kW
COP @28°C	6,2	5,8-16 **	5,5	4,6	4,6	5,4
Power in kW @15°C	10,5 kW	9,4 kW	10,4 kW	10,1 kW	10,1 kW	28,7 kW
COP @15°C	4,8	4,5-8 **	4,7	4	4	5,1
Acoustic power (dB)	Standard: 69 Silent: 64	71-54**	68	72	72	70
Acoustic pressure (dB) @10m	Standard: 38 Silent: 33	39-23**	37	41	41	39
Modes						
Silence mode	✓	✓				✓
Smart mode		✓				
Boost/Standard mode	✓	✓	✓	✓	✓	✓
Technical features						
Defrosting type	Cycle inversion	Cycle inversion	Forced ventilation	Cycle inversion	Forced ventilation	Cycle inversion
Casing	Galvanized steel	Galvanized steel	Polypropylene	Polypropylene	Polypropylene	Galvanized steel, epoxy painted body
OTA (over-the-air firmware update)						
Ease of use						
Heating priority (filtration control)	✓	✓	✓	✓	✓	✓
Remote HMI	✓	✓	✓	✓	✓	✓
HMI type	LCD LED	LCD LED	LCD	LCD	LCD	LCD
Warranty						
Heat Pump			3 years			2 years
Compressor			5 years			2 years
Condenser (Corrosion)			10 years			5 years
Included Accessories	<ul style="list-style-type: none"> • Winter cover • Condensate drain kit • PVC and gaskets, 1/2 unions, Ø 50 • Anti-vibration pads • Remote control kit (including 10m extension cable). 	<ul style="list-style-type: none"> • Winter cover • Condensate drain kit • PVC and gaskets, 1/2 unions, Ø 50 • Anti-vibration pads • Remote control kit (including 10m extension cable). 	<ul style="list-style-type: none"> • Winter cover • Condensate drain kit • PVC and gaskets, 1/2 unions, Ø 40 & Ø 50 • Anti-vibration 	<ul style="list-style-type: none"> • Winter cover • Condensate drain kit • PVC and gaskets, 1/2 unions, Ø 40 & Ø 50 • Anti-vibration 	<ul style="list-style-type: none"> • Winter cover • Condensate drain kit • PVC and gaskets, 1/2 unions, Ø 40 & Ø 50 • Anti-vibration pads 	<ul style="list-style-type: none"> • Condensate drain kit • PVC and gaskets, 1/2 unions, Ø 50 • Anti-vibration pads
Optional accessories	iQBridge RS	iQBridge RS	<ul style="list-style-type: none"> • Remote control kit (new display + 20m wire) • Wall mounting kit • Technical room kit • Condensate tray 	<ul style="list-style-type: none"> • Remote control kit (new display + 20m wire) • Wall mounting kit 	<ul style="list-style-type: none"> • Remote control kit (new display + 20m wire) • Wall mounting kit 	<ul style="list-style-type: none"> • Remote control kit (new display + 50m wire) • Condensate tray

*For a pool with cover, depth 1,5m, zone 7, 14h filtration time, from May to September.

**@maximum-minimum compressor speed

> DID YOU KNOW ?

BRING CONNECTIVITY WITH IQBRIDGE RS

PM40, PX50 and HPO can be remotely controlled with iAquaLink+ free app using the optional iQBridge RS for anytime & anywhere management .

iQBridge RS is a plug & play WiFi gateway to easily connect PM40, PX50 and HPO to the homeowner WiFi network and benefit from iAquaLink+ app control experience.

See "Internet of Pools" section for more details about iQBridge RS and iAquaLink+ app benefits.



Z550iQ



- + Full inverter technology: silent and economical
- + Fits easily into small spaces
- + Embedded connectivity

DESCRIPTION

- Vertical blowing
- Polypropylene body
- LCD (LED) display
- Embedded wi-fi with dedicated app
- Heating priority mode (filtration pump control)
- Full inverter Technology (variable speed compressor and fan) - 3 operating modes:
 - Boost: max power for fast heat-up
 - Smart: automatic power adjustment from Ecosilence to Boost
 - Ecosilence: reduced power to further energy savings and the lowest noise level
- Automatic cooling mode
- Automatic defrosting (cycle inversion)
- Titanium water exchanger, compatible with salt water treatment
- Inverter, scroll compressor
- DC fan, variable speed (inverter)

<120M³ **3 YEAR** WARRANTY

5 YEAR COMPRESSOR WARRANTY **10 YEAR** CONDENSER WARRANTY ANTI-CORROSION



ACCESSORIES INCLUDED

- Winter cover
- Condensate drain kit
- PVC and gaskets, 1/2 unions, Ø 50
- Anti-vibration feet
- Free mobile app

OPTIONAL ACCESSORIES

- Cleaning kit HP - WMA03491
- Technical Room Kit - WH000202
- Condensate tray, Z550iQ - R07240

TECHNICAL FEATURES

Model	Z550iQ MD4	Z550iQ MD5	Z550iQ TD5	Z550iQ MD8	Z550iQ TD8
Standard Model	WH000365	WH000366	WH000367	WH000368	WH000369
Recommended water flow (m ³ /h)	4		5		6
Hydraulic connection	PVC ½ unions, ø50 , glued				
Electric power supply	220-240V / 1 N~ / 50-60Hz		380-400V / 3N~/ 50-60Hz	220-240V / 1 N~ / 50-60Hz	380-400V / 3N~/ 50-60Hz
Nominal operating power (A)	9,6 - 5	12 - 4,9	5,9 - 1,6	17,6 - 7,5	6 - 3,5
Maximum operating power (A)	12,5	13,8	6	20	8
Recommended Power cable size*	3 x 2.5		5 x 2.5	3 x 6	5 x 2.5
Refrigerant fluid	R410A				
Refrigerant fluid quantity (kg)	1,30		1,50	2,40	2,60
Acoustic Power (dB(A)) @ max-min speed	62 - 54	66 - 57	66 - 56	67 - 53	67 - 57
Acoustic pressure at 10m (dB(A)) @ max-min speed**	31 - 23	35 - 26	35 - 25	36 - 22	36 - 26

HEATING PERFORMANCE

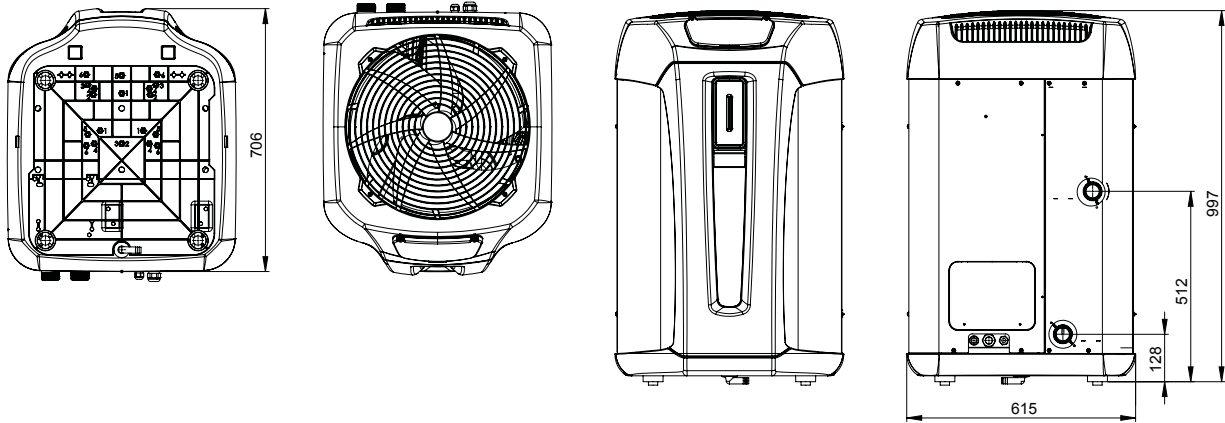
Model	Z550iQ MD4	Z550iQ MD5	Z550iQ TD5	Z550iQ MD8	Z550iQ TD8
AIR 28°C / WATER 28°C / HUMID. 80%					
Operating power (kW @ max-min speed)	12,5 - 7,9	15 - 7,6	15,5 - 7,1	20 - 10,8	20 - 11,2
Consumed power (kW @ max-min speed)	2 - 1,05	2,5 - 1,05	2,4 - 0,65	3,6 - 1,55	3,5 - 1,55
COP @ max-min speed	6,1 - 7,6	5,9 - 7,4	6,6 - 10,9	5,5 - 7	5,8 - 7,7
AIR 15°C / WATER 26°C / HUMID. 70%					
Operating power (kW @ max-min speed)	9,5 - 5,5		11,5 - 5,8	15 - 7,8	15 - 8,2
Consumed power (kW @ max-min speed)	1,9 - 0,95	2,5 - 1,1	2,4 - 0,8	3,7 - 1,65	3,1 - 1,4
COP @ max-min speed	4,9 - 5,7	4,6 - 5,4	4,9 - 7,2	4,1 - 4,8	4,9 - 6

*Cable not provided. Recommended section for a maximum length of 20 meters.

**According to EN60704-1:2010+A11:2012 standard

WEIGHT AND DIMENSIONS

Model	Z550iQ MD4	Z550iQ MD5	Z550iQ TD5	Z550iQ MD8	Z550iQ TD8
Weight (kg)	54	60	60	70	70



For complete technical & dimensional details, refer to the datasheet/user manual.

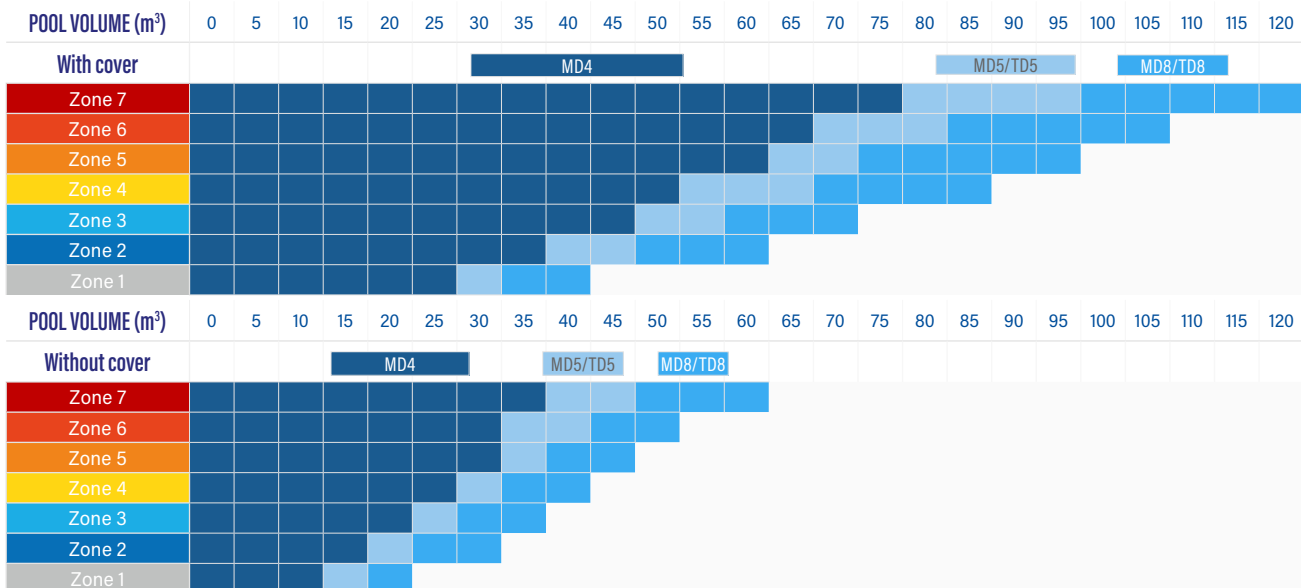
HEAT PUMPS SELECTION GUIDE

PARAMETERS OF THE QUICK SELECTION GUIDE

This quick selection guide has been configured with the following parameters: private pool, for a use from beginning of may to end of september, average depth 1.5m, 14h filtration time, target pool water temperature 28°C.

SELECT THE POWER IN LESS THAN 1 MINUTE

How to read: For a 35m³ pool, with cover, located in zone 4, a Z550iQ MD4 is needed*.



*To find the corresponding pool location zone, consult our climate map p. 709

Zodiac recommends to use the web configurators to get a more accurate sizing

For professional use, visit our configurator on Profluidra website.
For public use, visit our simplified configurator on Zodiac website.

Z400iQ



- + Unique design
- + Quiet & discrete
- + Embedded connectivity

DESCRIPTION

- Vertical blowing
- Polypropylene and galvanized steel, epoxy painted (body) or pre-painted (front panel)
- LCD (LED) display
- Embedded wi-fi with dedicated app
- Heating priority mode (filtration pump control)
- 2-speed fan with automatic noise reduction
- Standard / Silence mode selection
- Automatic cooling mode
- Automatic defrosting (forced ventilation and cycle inversion)
- Titanium water exchanger, compatible with salt water treatment
- On-off compressor, Rotary vane



<145M³

3 YEAR
WARRANTY

5 YEAR
COMPRESSOR
WARRANTY

10 YEAR
CONDENSER
WARRANTY
ANTI-CORROSION



AquaLink
CONTROL

ACCESSORIES INCLUDED

- Winter cover
- Condensate drain kit
- PVC and gaskets, 1/2 unions, Ø 50
- Anti-vibration feet
- Free mobile app

OPTIONAL ACCESSORIES

Cleaning kit HP - WMA03491

TECHNICAL FEATURES

Model	MD4	MD5	MD7	TD7	MD8	TD8	MD9	TD9
Aluminium Grey (RAL 7006)	WH000382	WH000383	WH000291	WH000385	WH000295	WH000387	WH000299	WH000389
Recommended water flow (m ³ /h)	4	5	6	7	8			
Hydraulic connection	PVC ½ unions, ø 50 , glued							
Electric power supply	220-240V / 1 N~ / 50Hz			380-400V / 3N~ / 50Hz	220-240V / 1 N~ / 50Hz	380-400V / 3N~ / 50Hz	220-240V / 1 N~ / 50Hz	380-400V / 3N~ / 50Hz
Nominal operating power (A)	6,9	10,1	13,4	6,1	17	7,7	19,4	8,5
Maximum operating power (A)	10	15	19	7,4	28	9,2	32	11,4
Recommended Power cable size*	3 x 2.5			5 x 2.5	3 x 6	5 x 2.5	3 x 6	5 x 2.5
Refrigerant fluid	R32		R410A	R32	R410A	R32	R410A	R32
Refrigerant fluid quantity (kg)	0,87	0,99	1,45	1,18	1,80	1,59	1,80	1,59
Acoustic Power (dB(A) in Standard / Silence mode)	64 / 61	65 / 63	66 / 63	68 / 66	64 / 61	65 / 62	64 / 62	66 / 63
Acoustic pressure at 10m (dB(A) in Standard / Silence mode)**	33 / 30	34 / 32	35 / 32	37 / 35	33 / 30	34 / 31	33 / 31	35 / 32

HEATING PERFORMANCE

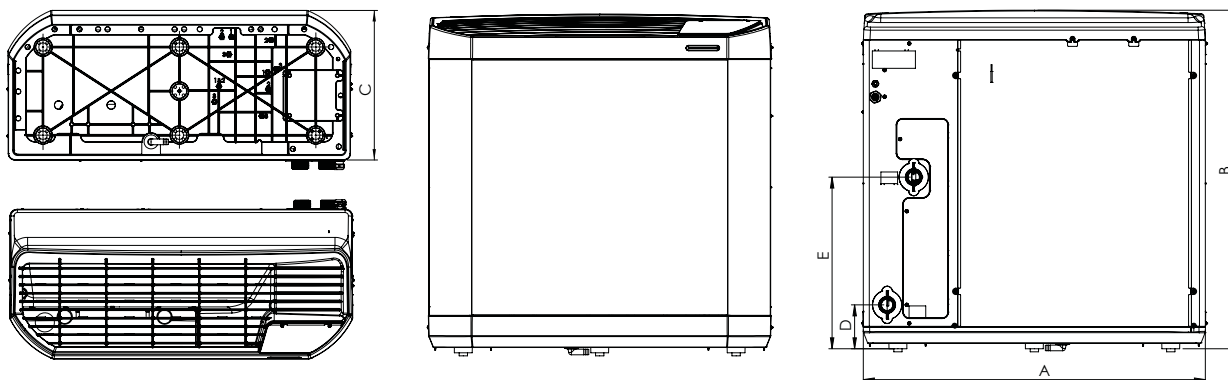
Model	MD4	MD5	MD7	TD7	MD8	TD8	MD9	TD9
AIR 28°C / WATER 28°C / HUMID. 80%								
Operating power (kW)	9,83	12,56	15,62	18,65	22,05			
Consumed power (kW)	1,67	2,34	3,20	2,97	3,82	3,51	4,51	4,25
COP	5,89	5,23	4,89	5,25	4,89	5,32	4,90	5,19
AIR 15°C / WATER 26°C / HUMID. 70%								
Operating power (kW)	7,94	9,96	12,40	14,80	17,50			
Consumed power (kW)	1,61	2,26	2,95	2,87	3,52	3,54	4,16	4,07
COP	4,93	4,40	4,20	4,32	4,20	4,18	4,21	4,29

*Cable not provided. Recommended section for a maximum length of 20 meters.

**According to EN60704-1:2010+A11:2012 standard

WEIGHT AND DIMENSIONS

Model	MD4	MD5	MD7	TD7	MD8	TD8	MD9	TD9
Weight (kg)	70	71	90	94	105		110	
Dimensions (mm)								
A	1030			1145				
B	872		1018					
C	449				480			
D	132				125			
E	516				510			



For complete technical & dimensional details, refer to the datasheet/user manual.

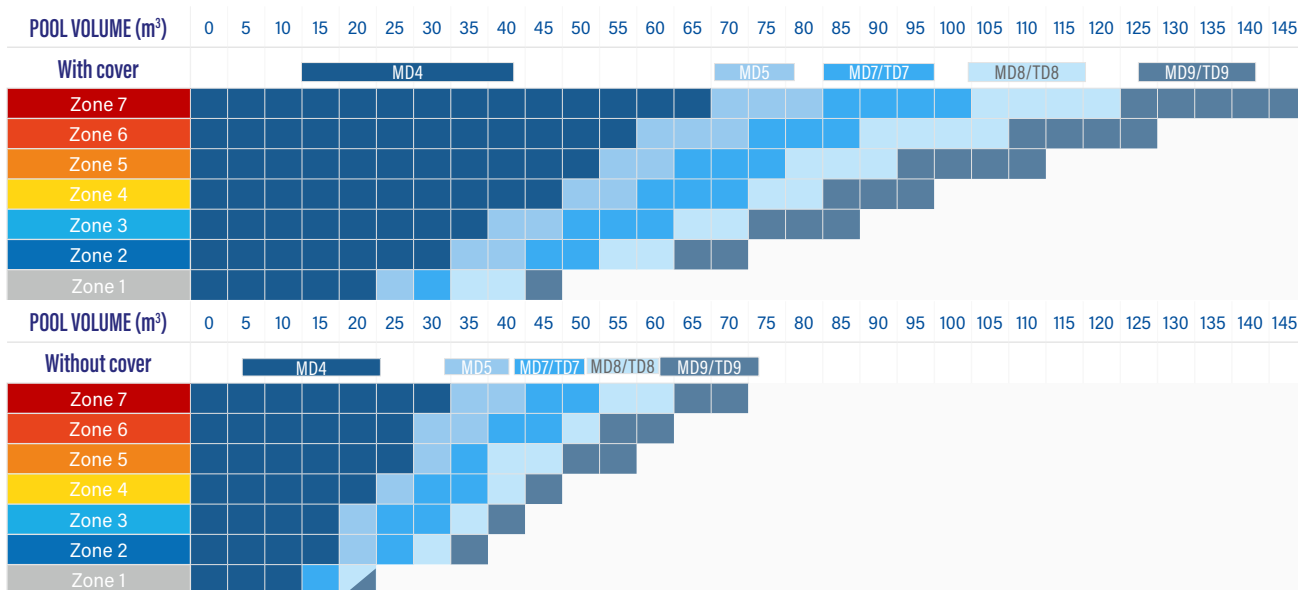
HEAT PUMPS SELECTION GUIDE

PARAMETERS OF THE QUICK SELECTION GUIDE

This quick selection guide has been configured with the following parameters: private pool, for a use from beginning of may to end of september, average depth 1.5m, 14h filtration time, target pool water temperature 28°C.

SELECT THE POWER IN LESS THAN 1 MINUTE

How to read: For a 35m³ pool, with cover, located in zone 4, a Z400iQ MD4 is needed*.



*To find the corresponding pool location zone, consult our climate map p. 709

Zodiac recommends to use the web configurators to get a more accurate sizing

For professional use, visit our configurator on Profluidra website.
For public use, visit our simplified configurator on Zodiac website.

Z400iQ Stainless



- + Unique design
- + Quiet & discrete
- + Embedded connectivity

DESCRIPTION

- Vertical blowing
- Polypropylene and galvanized steel, epoxy painted (body). 316L Stainless Steel front panel
- LCD (LED) display
- Embedded wi-fi with dedicated app
- Heating priority mode (filtration pump control)
- 2-speed fan with automatic noise reduction
- Standard / Silence mode selection
- Automatic cooling mode
- Automatic defrosting (cycle inversion and forced ventilation)
- Titanium water exchanger, compatible with salt water treatment
- On-off compressor, Rotary vane

ACCESSORIES INCLUDED

- Winter cover
- Condensate drain kit
- PVC and gaskets, 1/2 unions, Ø 50
- Anti-vibration feet
- Free mobile app

OPTIONAL ACCESSORIES

Cleaning kit HP - WMA03491



<145M³
3 YEAR
WARRANTY

5 YEAR
COMPRESSOR
WARRANTY

10 YEAR
CONDENSER
WARRANTY
ANTI-CORROSION



TECHNICAL FEATURES

Model	MD4 S	MD5 S	MD7 S	TD7 S	MD8 S	TD8 S	MD9 S	TD9 S
Standard Model	WH000398	WH000399	WH000357	WH000401	WH000359	WH000403	WH000361	WH000405
Recommended water flow (m ³ /h)	4	5	6	7	8			
Hydraulic connection	PVC ½ unions, ø 50 , glued							
Electric power supply	220-240V / 1 N~ / 50Hz			380-400V / 3N~ / 50Hz	220-240V / 1 N~ / 50Hz	380-400V / 3N~ / 50Hz	220-240V / 1 N~ / 50Hz	380-400V / 3N~ / 50Hz
Nominal operating power (A)	6,9	10,1	13,4	6,1	17	7,7	19,4	8,5
Maximum operating power (A)	10,1	15	19	7,4	28	9,2	32	11,4
Recommended Power cable size*	3 x 2.5			5 x 2.5	3 x 6	5 x 2.5	3 x 6	5 x 2.5
Refrigerant fluid	R32		R410A	R32	R410A	R32	R410A	R32
Refrigerant fluid quantity (kg)	0,87	0,99	1,45	1,18	1,80	1,59	1,80	1,59
Acoustic Power (dB(A) in Standard / Silence mode)	64 / 61	65 / 63	66 / 63	68 / 66	64 / 61	65 / 62	64 / 62	66 / 63
Acoustic pressure at 10m (dB(A) in Standard / Silence mode)**	33 / 30	34 / 32	35 / 32	37 / 35	33 / 30	34 / 31	33 / 31	35 / 32

HEATING PERFORMANCE


Model	MD4 S	MD5 S	MD7 S	TD7 S	MD8 S	TD8 S	MD9 S	TD9 S
AIR 28°C / WATER 28°C / HUMID. 80%								
Operating power (kW)	9,83	12,56	15,62	18,65	22,05			
Consumed power (kW)	1,67	2,34	3,20	2,97	3,82	3,51	4,51	4,25
COP	5,89	5,23	4,89	5,25	4,89	5,32	4,90	5,19
AIR 15°C / WATER 26°C / HUMID. 70%								
Operating power (kW)	7,94	9,96	12,40	14,80	17,50			
Consumed power (kW)	1,61	2,26	2,95	2,87	3,52	3,54	4,16	4,07
COP	4,93	4,40	4,20	4,32	4,20	4,18	4,21	4,29

*Cable not provided. Recommended section for a maximum length of 20 meters.

**According to EN60704-1:2010+A11:2012 standard

WEIGHT AND DIMENSIONS

Model	MD4 S	MD5 S	MD7 S	TD7 S	MD8 S	TD8 S	MD9 S	TD9 S
Weight (kg)	70	71	90	94	105		110	
Dimensions (mm)								
A			1030				1145	
B	872				1018			
C			449				480	
D			132				125	
E			516				510	



For complete technical & dimensional details, refer to the datasheet/user manual.

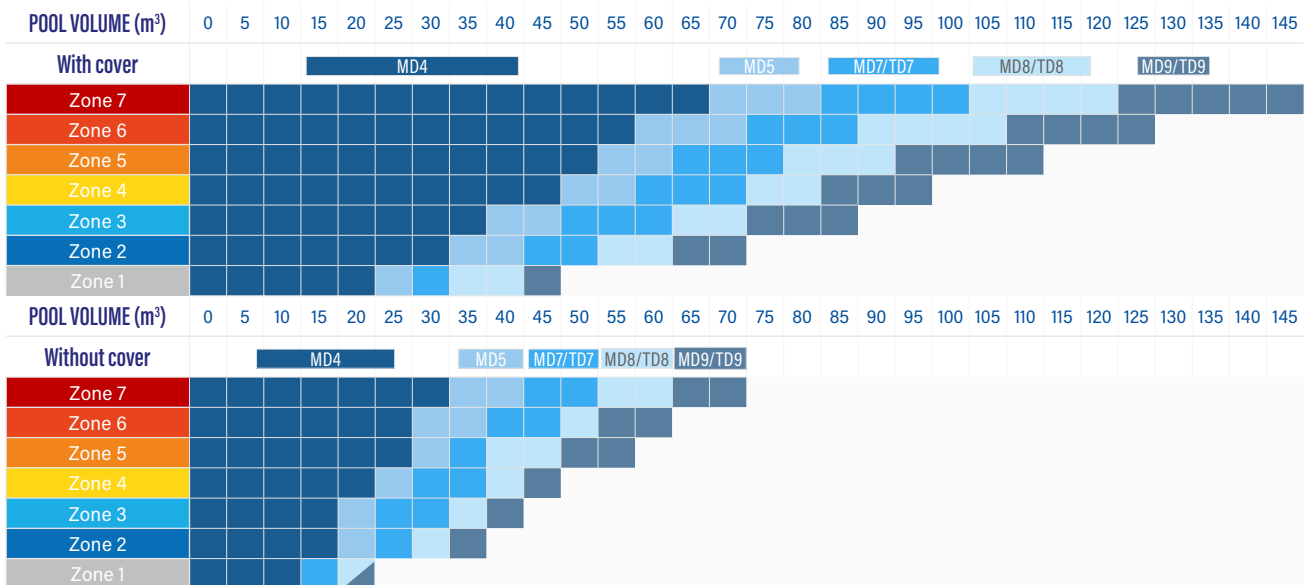
HEAT PUMPS SELECTION GUIDE

PARAMETERS OF THE QUICK SELECTION GUIDE

This quick selection guide has been configured with the following parameters: private pool, for a use from beginning of may to end of september, average depth 1.5m, 14h filtration time, target pool water temperature 28°C.

SELECT THE POWER IN LESS THAN 1 MINUTE

How to read: For a 35m³ pool, with cover, located in zone 4, a Z400iQ MD4 is needed*.



*To find the corresponding pool location zone, consult our climate map p. 709

Zodiac recommends to use the web configurators to get a more accurate sizing

For professional use, visit our configurator on Profluidra website.
For public use, visit our simplified configurator on Zodiac website.

Z350iQ



Swivel top part

NEW IN 2023

3 YEAR WARRANTY

5 YEAR COMPRESSOR WARRANTY

10 YEAR CONDENSER WARRANTY ANTI-CORROSION



MADE IN ITALY



FULL INVERTER



MIN. AIR TEMP



- + Maximum discretion
- + Guaranteed efficiency
- + Embedded connectivity

DESCRIPTION

Perfect integration and easy installation thanks to its innovative swivel top part and 45° hydraulic outlets (patent pending)

- Vertical blowing
- Polypropylene and galvanized steel body
- LCD (LED) display
- Embedded wi-fi with dedicated app
- Heating priority mode (filtration pump control)
- Full inverter Technology (variable speed compressor and fan) - 3 operating modes:
 - Boost: max power for fast heat-up
 - Smart: automatic power adjustment from Ecosilence to Boost
 - Ecosilence: reduced power to further energy savings and the lowest noise level
- Automatic cooling mode
- Automatic defrosting (cycle inversion)
- Titanium water exchanger, compatible with salt water treatment
- Inverter rotary vane compressor
- DC fan, variable speed (inverter)

ACCESSORIES INCLUDED IN THE PACK

- Winter cover
- Condensate drain kit
- 2 PVC union Ø40
- 2 PVC reduction Ø40/50
- 2 PVC union 45° Ø50
- Anti-vibration feet
- Free mobile app

OPTIONAL ACCESSORIES

Cleaning kit HP - WMA03491

TECHNICAL FEATURES

Model	Z350iQ MD4	Z350iQ MD5	Z350iQ MD6
Standard Model	WH000507	WH000508	WH000509
Electric power supply	220-240 V / 1 / 50-60 Hz		
Nominal operating power (A)	8	10,1	12
Maximum operating power (A)	9,1	10,8	13,5
Recommended Power cable size*	3 x 2,5		
Refrigerant fluid	R32		
Refrigerant fluid quantity (kg)	0,7	0,85	0,95
Acoustic Power (dB(A)) @ max-min speed	70 - 64	71 - 63	73 - 65
Acoustic pressure at 10m (dB(A)) @ max-min speed**	39 - 33	40 - 32	42 - 34

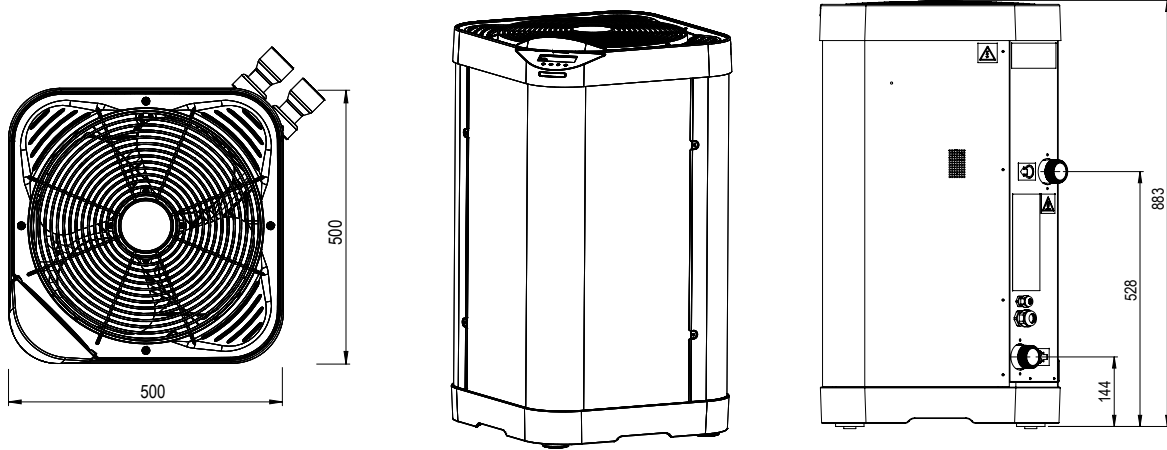
HEATING PERFORMANCE

Model	Z350iQ MD4	Z350iQ MD5	Z350iQ MD6
AIR 28°C / WATER 28°C / HUMID. 80% NON			
Operating power (kW @ max-min speed)	11 - 3,1	14 - 4,4	16 - 4,7
Consumed power (kW @ max-min speed)	1,9 - 0,3	2,6 - 0,5	3,2 - 0,5
COP @ mx-min speed	5,8 - 10,3	5,4 - 8,8	5,0 - 9,4
AIR 15°C / WATER 26°C / HUMID. 70%			
Operating power (kW @ max-min speed)	8 - 2,5	10 - 2,7	12 - 3,0
Consumed power (kW @ max-min speed)	1,8 - 0,4	2,3 - 0,5	2,8 - 0,6
COP @ max-min speed	6,3 - 4,4	5,4 - 4,3	5,0 - 4,3

*Cable not provided. Recommended section for a maximum length of 20 meters.
 ** According to EN60704-1:2010+A11:2012 standard

WEIGHT AND DIMENSIONS

Model	Z350iQ MD4	Z350iQ MD5	Z350iQ MD6
Poids (kg)	41	46	47



For complete technical & dimensional details, refer to the datasheet/user manual.

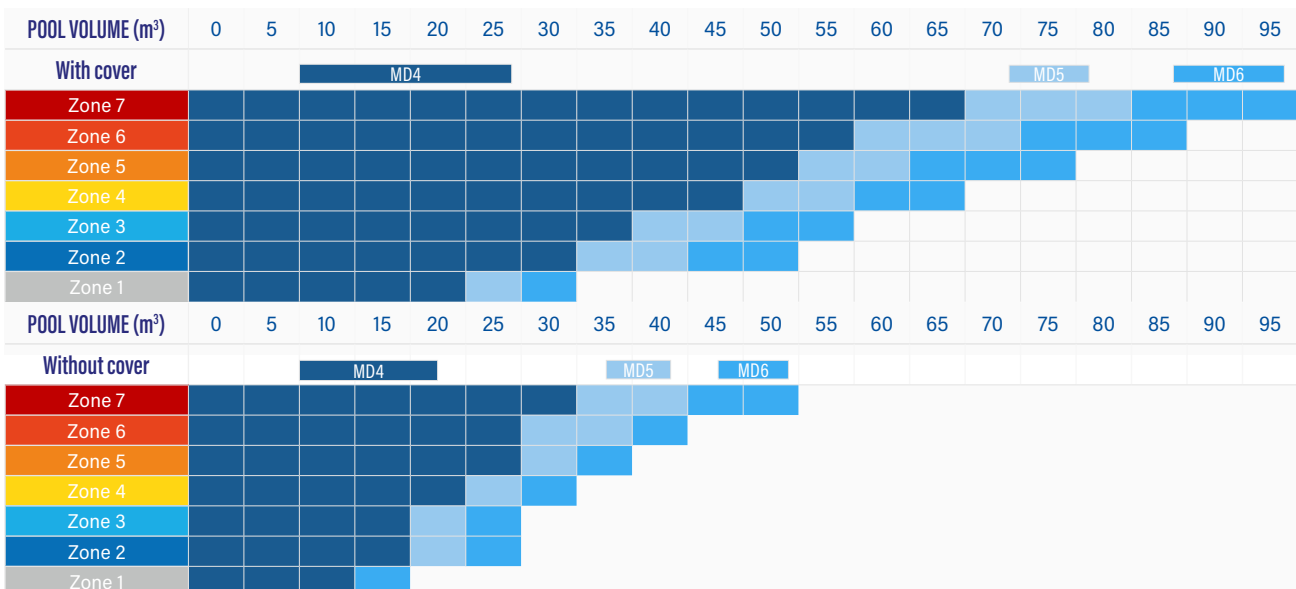
HEAT PUMPS SELECTION GUIDE

PARAMETERS OF THE QUICK SELECTION GUIDE

This quick selection guide has been configured with the following parameters: private pool, for a use from beginning of may to end of september, average depth 1.5m, 14h filtration time, target pool water temperature 28°C.

SELECT THE POWER IN LESS THAN 1 MINUTE

How to read: For a 35m³ pool, with cover, located in zone 4, a Z350iQ MD4 is needed*.



*To find the corresponding pool location zone, consult our climate map p. 709

Zodiac recommends to use the web configurators to get a more accurate sizing

For professional use, visit our configurator on Profluidra website.
For public use, visit our simplified configurator on Zodiac website.

HEAT PUMPS

Z250



- + Simple & efficient
- + Extended pool season
- + Suits most pools up to 90m³

DESCRIPTION

- Horizontal blowing
- Galvanized steel painted body
- LCD display
- Heating priority mode (filtration pump control)
- Timed mode
- Full inverter technology (variable speed compressor and fan) - 3 operating modes:
 - Boost: max power for fast heat-up
 - Smart: automatic power adjustment from Ecosilence to Boost
 - Ecosilence: reduced power to further energy savings and the lowest noise level
- Automatic defrosting
- Automatic cooling mode (cycle inversion)
- Titanium water exchanger, compatible with salt water treatment
- Inverter, rotary vane compressor
- DC fan, variable speed (inverter)

NEW IN 2023

3 YEAR WARRANTY

5 YEAR COMPRESSOR WARRANTY

10 YEAR CONDENSER WARRANTY ANTI-CORROSION



FULL INVERTER



HEAT / COOL



MIN. AIR TEMP

ACCESSORIES INCLUDED IN THE PACK

- Winter cover
- Condensate drain kit
- PVC and gaskets, 1/2 unions, Ø 50
- Anti-vibration feet

OPTIONAL ACCESSORIES

Cleaning kit HP - WMA03491

TECHNICAL FEATURES

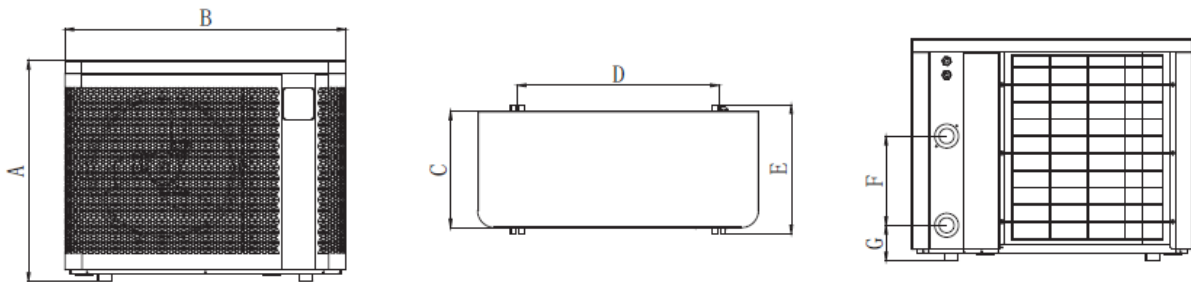
Model	Z250 MD3	Z250 MD4	Z250 MD5	Z250 MD6
Standard Model	WH000552	WH000553	WH000554	WH000555
Recommended water flow (m ³ /h)	3	4	5	6
Hydraulic connection	PVC ½ unions, ø 50 , glued			
Electric power supply	220-240 V / 1 / 50-60 Hz			
Nominal operating power (A)	4,7	6	8,35	10,65
Maximum operating power (A)	8	9	13	16
Recommended Power cable size*	3 x 2,5			3 x 4
Refrigerant fluid	R32			
Refrigerant fluid quantity (kg)	0,3	0,45	0,6	0,7
Acoustic Power (dB(A)) @ max-min speed	62-50	65-52		67-54
Acoustic pressure at 10m (dB(A)) @ max-min speed**	31-19	34-21		36-23

HEATING PERFORMANCE

Model	Z250 MD3	Z250 MD4	Z250 MD5	Z250 MD6
AIR 28°C / WATER 28°C / HUMID. 80% NON				
Operating power (kW @ max-min speed)	7 - 2	9,5 - 2,3	13 - 2,4	15 - 2,5
Consumed power (kW @ max-min speed)	1,1 - 0,15	1,4 - 0,2	2 - 0,1	2,5 - 0,15
COP @ mx-min speed	6,5 - 13,4	6,7 - 13,5	6,5 - 16,4	6 - 16,3
AIR 15°C / WATER 26°C / HUMID. 70%				
Operating power (kW @ max-min speed)	5,5 - 1,4	7 - 1,5	9 - 1,7	11 - 1,9
Consumed power (kW @ max-min speed)	1,1 - 0,2	1,3 - 0,2	1,9 - 0,2	2,3 - 0,25
COP @ max-min speed	5,2 - 6,4	5,3 - 6,6	4,8 - 7,8	4,8 - 7,7

WEIGHT AND DIMENSIONS

Model	Z250 MD3	Z250 MD4	Z250 MD5	Z250 MD6
Poids (kg)	42,5	44,5	49,5	56
Dimensions (mm)				
A	646			
B	823		906	
C	339,5			
D	590		593	
E	375			
F	300		260	
G	93		103	



For complete technical & dimensional details, refer to the datasheet/user manual.

HEAT PUMPS SELECTION GUIDE

PARAMETERS OF THE QUICK SELECTION GUIDE

This quick selection guide has been configured with the following parameters: private pool, for a use from beginning of may to end of september, average depth 1.5m, 14h filtration time, target pool water temperature 28°C.

SELECT THE POWER IN LESS THAN 1 MINUTE

How to read: For a 35m³ pool, with cover, located in zone 4, a Z250 MD4 is needed*.

POOL VOLUME (m ³)	0	5	10	15	20	25	30	35	40	45	50	55	60	65	70	75	80	85	90	
With cover																				
	MD3										MD4					MD5			MD6	
Zone 7																				
Zone 6																				
Zone 5																				
Zone 4																				
Zone 3																				
Zone 2																				
Zone 1																				
Without cover																				
	MD3					MD4					MD5					MD6				
Zone 7																				
Zone 6																				
Zone 5																				
Zone 4																				
Zone 3																				
Zone 2																				
Zone 1																				

*To find the corresponding pool location zone, consult our climate map p. 709

Zodiac recommends to use the web configurators to get a more accurate sizing

For professional use, visit our configurator on Profluidra website.
For public use, visit our simplified configurator on Zodiac website.



<195M³

NEW IN 2023

3 YEAR WARRANTY

5 YEAR COMPRESSOR WARRANTY

10 YEAR CONDENSER WARRANTY ANTI-CORROSION



FULL INVERTER



HEAT / COOL



MIN. AIR TEMP

AquaLink[®] COMPATIBLE

- + Full Inverter Technology: silent and economical
- + Intelligent heating regulation with power mode selection
- + Wide range of powers

DESCRIPTION

- Horizontal blowing
- Galvanized, epoxy painted body and ABS covering
- LCD (LED) display, detachable
- Heating priority mode (filtration pump control)
- Timed mode
- Full inverter technology (variable speed compressor and fan) - 3 operating modes:
 - Boost: max power for fast heat-up
 - Smart: automatic power adjustment from Ecosilence to Boost
 - Ecosilence: reduced power to further energy savings and the lowest noise level
- Automatic defrosting
- Automatic cooling mode (cycle inversion)
- Titanium water exchanger, compatible with salt water treatment
- Inverter, rotary vane compressor
- DC fan, variable speed (inverter)

New : Now controllable via the iAqualink+ app with the addition of the iQBridge RS (available separately as an option - for more details see Internet of Pools chapter)

ACCESSORIES INCLUDED

- Winter cover
- Condensate drain kit
- PVC and gaskets, 1/2 unions, Ø 50
- Anti-vibration feet
- Remote control kit
- Free mobile app (with 10m cable)

OPTIONAL ACCESSORIES

- iQBridge RS - WA000068
- Cleaning kit HP - WMA03491



TECHNICAL FEATURES

Model	MD3	MD4	MD5	MD6	MD7	MD9	MD11	MD12	TD11	TD12
Standard Model	WH000428	WH000429	WH000430	WH000431	WH000432	WH000433	WH000434	WH000436	WH000435	WH000437
Connected Model with iQBridge RS	WH000428 + WA000068	WH000429 + WA000068	WH000430 + WA000068	WH000431 + WA000068	WH000432 + WA000068	WH000433 + WA000068	WH000434 + WA000068	WH000436 + WA000068	WH000435 + WA000068	WH000437 + WA000068
Recommended water flow (m ³ /h)	4	5	6	7	8	10	13			
Hydraulic connection	PVC ½ unions, ø50 , glued									
Electric power supply	220-240 V / 1 / 50-60 Hz								380-400V / 3N~/ 50-60Hz	
Nominal operating power (A)	4,6	5,9	7,2	9,2	10,5	13,2	17	22,9	7	8,4
Maximum operating power (A)	6,4	8,3	10	13	14,7	18,5	24	32	9,8	11,8
Recommended Power cable size*	3 x 1,5		3 x 2,5			3 x 4		3 x 6	5 x 2,5	5 x 4
Refrigerant fluid	R32								R410A	
Refrigerant fluid quantity (kg)	0,72	0,55	0,80	0,81	1,50	1,70	2,40		3,00	4,00
Acoustic Power (dB(A)) @ max-min speed	65 - 53	67 - 54	71 - 54	71 - 55	73 - 56		75 - 58			
Acoustic pressure at 10m (dB(A)) @ max-min speed**	34 - 22	36 - 23	39 - 23	40 - 23	41 - 24	42 - 25	43 - 26	44 - 27	44 - 26	44 - 27

HEATING PERFORMANCE

Model	MD3	MD4	MD5	MD6	MD7	MD9	MD11	MD12	TD11	TD12
AIR 28°C / WATER 28°C / HUMID. 80%										
Operating power (kW @ max-min speed)	9 - 1,9	10,5 - 2,1	13,5 - 2,5	16,5 - 3	19,5 - 3,5	25 - 4,5	31 - 5,6	35 - 7,6	31 - 5,6	35 - 7,6
Consumed power (kW @ max-min speed)	1,6 - 0,2	1,8 - 0,2	2,2 - 0,2	2,8 - 0,2	3,3 - 0,3	4,2 - 0,3	5,3 - 0,4	5,9 - 0,5	5,3 - 0,4	5,9 - 0,5
COP @ max-min speed	5,8 - 16									
AIR 15°C / WATER 26°C / HUMID. 70%										
Operating power (kW @ max-min speed)	6,3 - 1,9	7,6 - 2	9,4 - 2	11,2 - 2,5	13,7 - 3	17,7 - 4	22,1 - 5,4	24 - 5,6	22,1 - 5,4	24 - 5,6
Consumed power (kW @ max-min speed)	1,4 - 0,3	1,8 - 0,3	2,1 - 0,3	2,5 - 0,3	3,1 - 0,4	4 - 0,5	5 - 0,7	5,4 - 0,7	5 - 0,7	5,4 - 0,7
COP @ max-min speed	4,5- 8									

*Cable not provided. Recommended section for a maximum length of 20 meters.
 ** According to EN60704-1:2010+A11:2012 standard



<190M³

NEW IN 2023

3 YEAR WARRANTY

5 YEAR COMPRESSOR WARRANTY

10 YEAR CONDENSER WARRANTY ANTI-CORROSION



DESCRIPTION

- Horizontal blowing
- Galvanized, epoxy painted body
- LCD (LED) display, detachable
- Heating priority mode (filtration pump control)
- Automatic cooling mode
- Timed mode
- 2-speed fan with automatic noise reduction
- Automatic defrosting (cycle inversion)
- Titanium water exchanger, compatible with salt water treatment
- On-off compressor, Rotary vane or Scroll

New : Now controllable via the iAqualink+ app with the addition of the iQBridge RS (available separately as an option - for more details see Internet of Pools chapter)

ACCESSORIES INCLUDED

- Winter cover
- Condensate drain kit
- PVC and gaskets, unions, Ø 50
- Anti-vibration feets
- Remote control kit
- Free mobile app (with 10m cable)

OPTIONAL ACCESSORIES

- iQBridge RS - WA000068
- Cleaning kit HP - WMA03491



TECHNICAL FEATURES

Model	MD1	MD2	MD3	MD4	MD5	MD7	MD8	TD7	TD8	TD12
Standard Model	WH000418	WH000419	WH000420	WH000421	WH000422	WH000488	WH000426	WH000423	WH000425	WH000489
Connected Model with iQBridge RS	WH000418 + WA000068	WH000419 + WA000068	WH000420 + WA000068	WH000421 + WA000068	WH000422 + WA000068	WH000488 + WA000068	WH000426 + WA000068	WH000423 + WA000068	WH000425 + WA000068	WH000489 + WA000068
Recommended water flow (m ³ /h)	2,5	3	5	6	7	9	12	9	12	16
Hydraulic connection	PVC unions, ø38 (1"1/2) , glued									
Electric power supply	220-240V / 1 N~ / 50Hz						380-400V / 3N~/ 50-60Hz			
Nominal operating power (A)	4,1	6,2	8,9	9,7	11	13,5	16,8	5,1	5,62	10,1
Maximum operating power (A)	5,2	8,8	10,7	12,3	13,1	20,3	23	7,9	9,8	13,6
Recommended Power cable size*	3 x 1,5	3 x 2,5			3 x 4		5 x 2,5		5 x 4	
Refrigerant fluid	R32						R410A		R32	
Refrigerant fluid quantity (kg)	0,40	0,75	0,90	1,10	1,15	1,10	2,30	1,10	1,45	2,20
Acoustic Power (dB(A) in Standard / Silence mode)	63 / 62	66 / 64	67 / 64		69 / 64	74 / 72	77 / 76	75 / 74	76 / 73	76 / 75
Acoustic pressure at 10m (dB(A) in Standard / Silence mode)**	32 / 31	35 / 33	36 / 33		38 / 33	43 / 41	45 / 44	44 / 43	44 / 41	45 / 44

HEATING PERFORMANCE

Model	MD1	MD2	MD3	MD4	MD5	MD7	MD8	TD7	TD8	TD12
AIR 28°C / WATER 28°C / HUMID. 80%										
Operating power (kW)	4,7	7,5	10,5	11,7	14,7	17,5	22,5	18,5	22,1	31
Consumed power (kW)	0,9	1,3	1,9	2,1	2,4	3	3,6	3	3,2	4,9
COP	5,4	5,7	5,5	5,6	6,2	5,8	6,3		6,8	6,4
AIR 15°C / WATER 26°C / HUMID. 70%										
Operating power (kW)	3,2	5,5	7,5	8,5	10,5	12,9	16	13,5	16	23
Consumed power (kW)	0,8	1,2	1,7	1,9	2,2	2,8	3,5	3,1	3,7	4,8
COP	4	4,8	4,4	4,6	4,8	4,6		4,4		4,8

*Cable not provided. Recommended section for a maximum length of 20 meters.

**According to EN60704-1:2010+A11:2012 standard

Zodiac HPO



- + Full Inverter Technology: silent and economical
- + Intelligent heating regulation with power mode selection
- + Wide range of powers

DESCRIPTION

- Horizontal blowing
- Galvanized, epoxy painted body
- LCD (LED) display, detachable
- Heating priority mode (filtration pump control)
- Timed mode
- Full inverter technology featuring 3 operating modes:
 - Boost: max power for fast heat-up
 - Smart: automatic power adjustment depending on temperature
 - Ecosilence: reduced power to further energy savings and the lowest noise level
- Automatic defrosting
- Automatic cooling mode (cycle inversion)
- Titanium water exchanger, compatible with salt water treatment
- Inverter, rotary vane compressor
- DC fan, variable speed (inverter)

New : Now controllable via the iAqualink+ app with the addition of the iQBridge RS (available separately as an option - for more details see Internet of Pools chapter)

ACCESSORIES INCLUDED

- Winter cover
- Condensate drain kit
- PVC and gaskets, 1/2 unions, Ø 50
- Anti-vibration feet
- Remote control kit
- Free mobile app

OPTIONAL ACCESSORIES

- iQ Bridge RS - WA000068
- Cleaning kit HP - WMA003491



<145M³

NEW IN 2023

3 YEAR WARRANTY

5 YEAR COMPRESSOR WARRANTY

10 YEAR CONDENSER WARRANTY ANTI-CORROSION



FULL INVERTER



HEAT / COOL



MIN. AIR TEMP

iAqualink+ COMPATIBLE

TECHNICAL FEATURES

Model	HPO-6	HPO-8	HPO-9	HPO-11	HPO-14	HPO-18
Standard Model	WH000492	WH000493	WH000494	WH000495	WH000496	WH000497
Connected Model with iQBridge RS	WH000492 + WA000068	WH000493 + WA000068	WH000494 + WA000068	WH000495 + WA000068	WH000496 + WA000068	WH000497 + WA000068
Recommended water flow (m ³ /h)	4	5	6	7	8	10
Hydraulic connection	PVC ½ unions, ø50 , glued					
Electric power supply	220-240 V / 1 / 50-60 Hz					
Nominal operating power (A)	4,6	5,9	7,2	9,2	10,5	13,2
Maximum operating power (A)	6,3	7,6	9,2	10,8	12,3	16,6
Recommended Power cable size*	3 x 1,5			3 x 2,5		3 x 4
Refrigerant fluid	R32					
Refrigerant fluid quantity (kg)	0,72	0,55	0,80	0,81	1,50	1,70
Acoustic Power (dB(A)) @ max-min speed	65 - 53	67 - 54	71 - 54	71 - 55	73 - 56	
Acoustic pressure at 10m (dB(A)) @ max-min speed**	34 - 22	36 - 23	39 - 23	40 - 23	41 - 24	42 - 25

HEATING PERFORMANCE

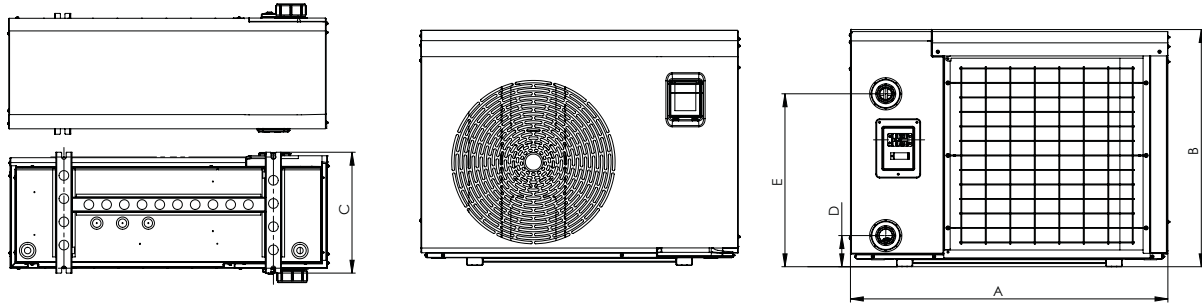
Model	HPO-6	HPO-8	HPO-9	HPO-11	HPO-14	HPO-18
AIR 28°C / WATER 28°C / HUMID. 80%						
Operating power (kW @ max-min speed)	9 - 1,9	10,5 - 2,1	13,5 - 2,5	16,5 - 3	19,5 - 3,5	25 - 4,5
Consumed power (kW @ max-min speed)	1,6 - 0,2	1,8 - 0,2	2,2 - 0,2	2,8 - 0,2	3,3 - 0,3	4,2 - 0,3
COP @ mx-min speed	5,8 - 16					
AIR 15°C / WATER 26°C / HUMID. 70%						
Operating power (kW @ max-min speed)	6,3 - 1,9	7,6 - 2	9,4 - 2	11,2 - 2,5	13,7 - 3	17,7 - 4
Consumed power (kW @ max-min speed)	1,4 - 0,3	1,8 - 0,3	2,1 - 0,3	2,5 - 0,3	3,1 - 0,4	4 - 0,5
COP @ max-min speed	4,5- 8					

*Cable not provided. Recommended section for a maximum length of 20 meters.

** According to EN60704-1:2010+A11:2012 standard

WEIGHT AND DIMENSIONS

Model	HPO-6	HPO-8	HPO-9	HPO-11	HPO-14	HPO-18
Weight (kg)	52	58	61	62	89	92
A	859		985			1074
B	641		736			941
C			357			395
D			97			107
E	446,5		537			707



For complete technical & dimensional details, refer to the datasheet/user manual.

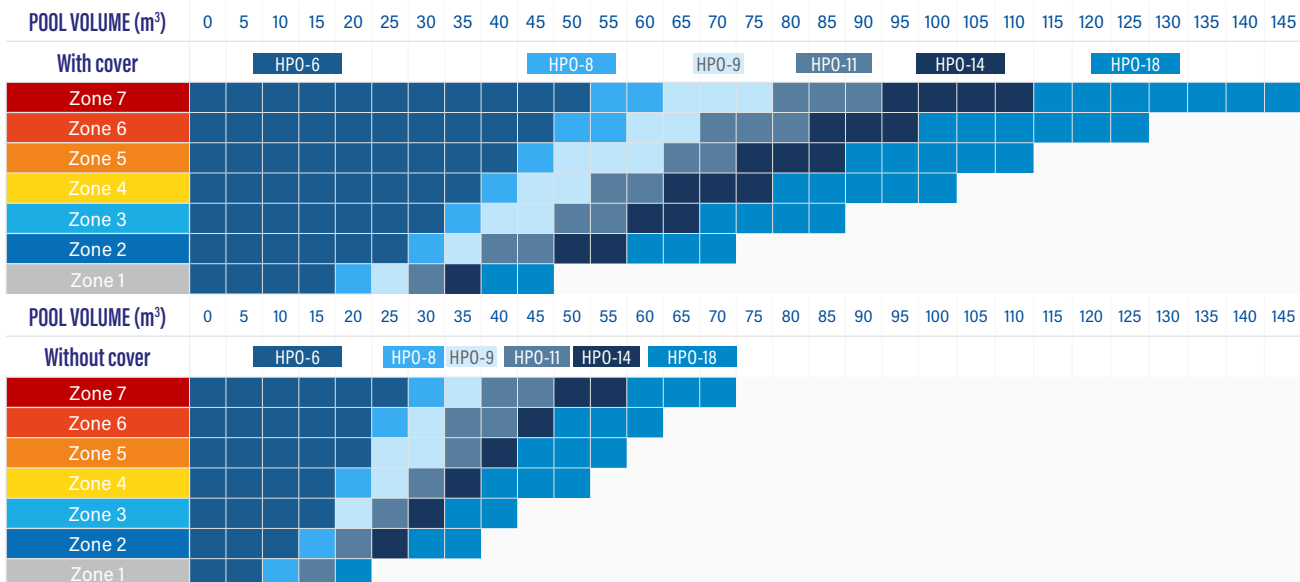
HEAT PUMPS SELECTION GUIDE

PARAMETERS OF THE QUICK SELECTION GUIDE

This quick selection guide has been configured with the following parameters: private pool, for a use from beginning of may to end of september, average depth 1.5m, 14h filtration time, target pool water temperature 28°C.

SELECT THE POWER IN LESS THAN 1 MINUTE

How to read: For a 35m³ pool, with cover, located in zone 4, a HPO-6 is needed*.



*To find the corresponding pool location zone, consult our climate map p. 709

Zodiac recommends to use the web configurators to get a more accurate sizing

For professional use, visit our configurator on Profluidra website.
For public use, visit our simplified configurator on Zodiac website.



<110M³ **3 YEAR**
WARRANTY

5 YEAR COMPRESSOR WARRANTY
10 YEAR CONDENSER WARRANTY
ANTI-CORROSION



- + Certified performances
- + Guaranteed heating thanks to heating priority
- + Can also be installed in a technical room

DESCRIPTION

- Horizontal blowing
- Polypropylene body
- LCD display
- Heating priority mode (filtration pump control)
- Automatic defrosting (forced ventilation)
- Titanium water exchanger, compatible with salt water treatment
- On-off compressor, Rotary vane

ACCESSORIES INCLUDED

- Winter cover
- Condensate drain kit
- PVC and gaskets, 1/2 unions, Ø 50
- Anti-vibration pads

OPTIONAL ACCESSORIES

- Cleaning kit HP - WMA03491
- Remote control - WTC04004
- Technical Room Kit - W20KITPPREMLT
- Condensate tray - R07242
- Wall mounting kit - R07339

TECHNICAL FEATURES

Model	Z300 M4	Z300 M5	Z300 T5	Z300 M7
Standard Model*	WH000014	WH000015	WH000016	WH000019
Recommended water flow (m ³ /h)	4	5		6
Hydraulic connection	PVC ½ unions, ø 50 , glued			
Electric power supply	220-240V / 1 N~ / 50Hz		380-400V / 3N~ / 50Hz	220-240V / 1 N~ / 50Hz
Nominal operating power (A)	7,9	10,3	4,3	13
Maximum operating power (A)	10	14,5	5,3	16,4
Recommended Power cable size**	3 x 2.5		5 x 2.5	3 x 4
Refrigerant fluid	R410A			
Refrigerant fluid quantity (kg)	0,92	1,55		1,40
Acoustic power	67	68	70	67
Acoustic pressure at 10m (dB(A))***	36	37	39	36

HEATING PERFORMANCE

Model	Z300 M4	Z300 M5	Z300 T5	Z300 M7
AIR 28°C / WATER 28°C / HUMID. 80%				
Operating power (kW)	9	13	13,1	16,1
Consumed power (kW)	1,6	2,4	2,3	2,9
COP	5,6	5,5	5,6	
AIR 15°C / WATER 26°C / HUMID. 70%				
Operating power (kW)	7,6	10,4	10,5	13,7
Consumed power (kW)	1,7	2,2		2,9
COP	4,5	4,7		


* Until end of stocks

**Cable not provided. Recommended section for a maximum length of 20 meters.

***According to EN60704-1:2010+A11:2012 standard

WEIGHT AND DIMENSIONS

Model	Z300 M4	Z300 M5	Z300 T5	Z300 M7
Weight (kg)	52	63	63	68



For complete technical & dimensional details, refer to the datasheet/user manual.

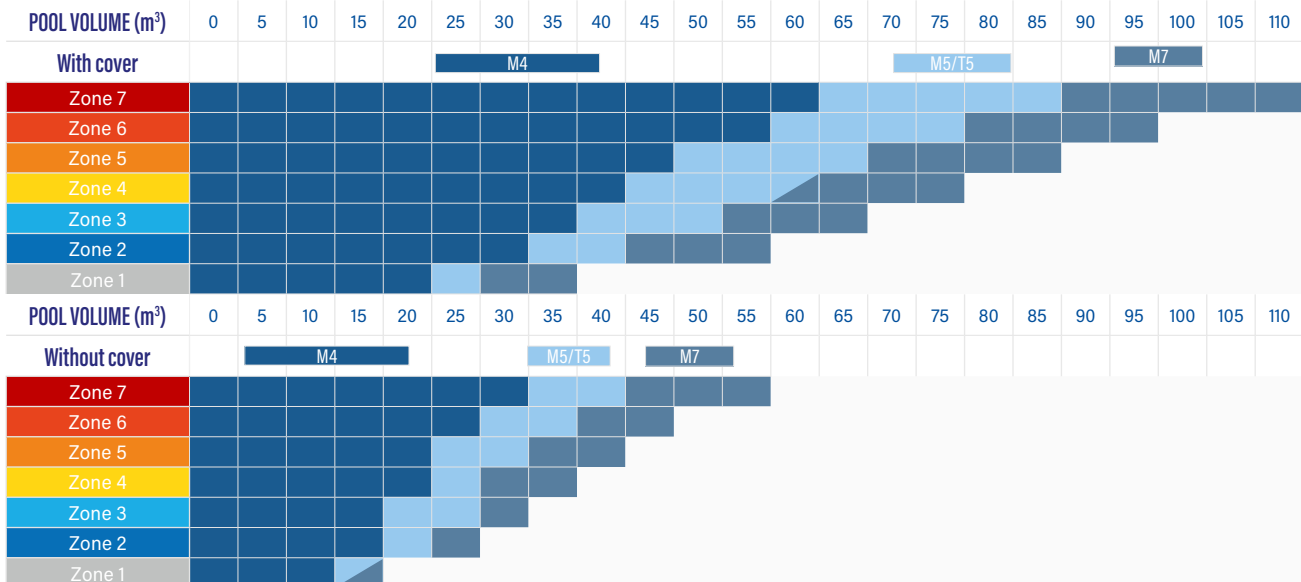
HEAT PUMPS SELECTION GUIDE

PARAMETERS OF THE QUICK SELECTION GUIDE

This quick selection guide has been configured with the following parameters: private pool, for a use from beginning of may to end of september, average depth 1.5m, 14h filtration time, target pool water temperature 28°C.

SELECT THE POWER IN LESS THAN 1 MINUTE

How to read: For a 35m³ pool, with cover, located in zone 4, a Z300 M4 is needed*.



*To find the corresponding pool location zone, consult our climate map p. 709

Zodiac recommends to use the web configurators to get a more accurate sizing

For professional use, visit our configurator on Profluidra website.
For public use, visit our simplified configurator on Zodiac website.

Z200 defrost



<80M³ **3 YEAR**
WARRANTY

5 YEAR COMPRESSOR
WARRANTY **10 YEAR** CONDENSER
WARRANTY ANTI-CORROSION



ON/OFF



HEAT ONLY



MIN. AIR TEMP

- + The most compact
- + Operating down to -5°C outdoor temperature
- + Suits most pools

DESCRIPTION

- Horizontal blowing
- Polypropylene body
- LCD display
- Heating priority mode (filtration pump control)
- Automatic defrosting (cycle inversion)
- Titanium water exchanger, compatible with salt water treatment
- On-off compressor, Rotary vane

ACCESSORIES INCLUDED

- Winter cover
- Condensate drain kit
- 2 PVC fittings with gaskets, 1/2 unions, Ø 40 & Ø 50
- Anti-vibration pads

OPTIONAL ACCESSORIES

- Cleaning kit HP - WMA03491
- Remote control Z200 Defrost - WH000476
- Wall mounting kit - R07338

TECHNICAL FEATURES

Model	Z200 MD2	Z200 MD3	Z200 MD4	Z200 MD5
Standard Model*	WH000407	WH000408	WH000409	WH000410
Recommended water flow (m ³ /h)	4		5	
Hydraulic connection	PVC ½ unions, ø 40 or ø 50 , glued			
Electric power supply	220-240V / 1 N~ / 50Hz			
Nominal operating power (A)	4,5	6,3	7,9	11,2
Maximum operating power (A)	5,2	7,6	10,2	13,4
Recommended Power cable size**	3 x 2.5			
Refrigerant fluid	R32			
Refrigerant fluid quantity (kg)	0,68	0,8	1	1,10
Acoustic power	66	67	69	72
Acoustic pressure at 10m (dB(A))***	35	36	37	41

HEATING PERFORMANCE

Model	Z200 MD2	Z200 MD3	Z200 MD4	Z200 MD5
AIR 28°C / WATER 28°C / HUMID. 80%				
Operating power (kW)	6,7	9,3	11,5	14,8
Consumed power (kW)	1,2	1,8	2,3	3,2
COP	5,5	5	5,1	4,6
AIR 15°C / WATER 26°C / HUMID. 70%				
Operating power (kW)	4,8	7	8,1	10,1
Consumed power (kW)	1	1,6	2	2,5
COP	4,8	4,4		4


* Until end of stocks

**Cable not provided. Recommended section for a maximum length of 20 meters.

***According to EN60704-1:2010+A11:2012 standard

WEIGHT AND DIMENSIONS

Model	Z200 MD2	Z200 MD3	Z200 MD4	Z200 MD5
Weight (kg)	51	35	40	46



For complete technical & dimensional details, refer to the datasheet/user manual.

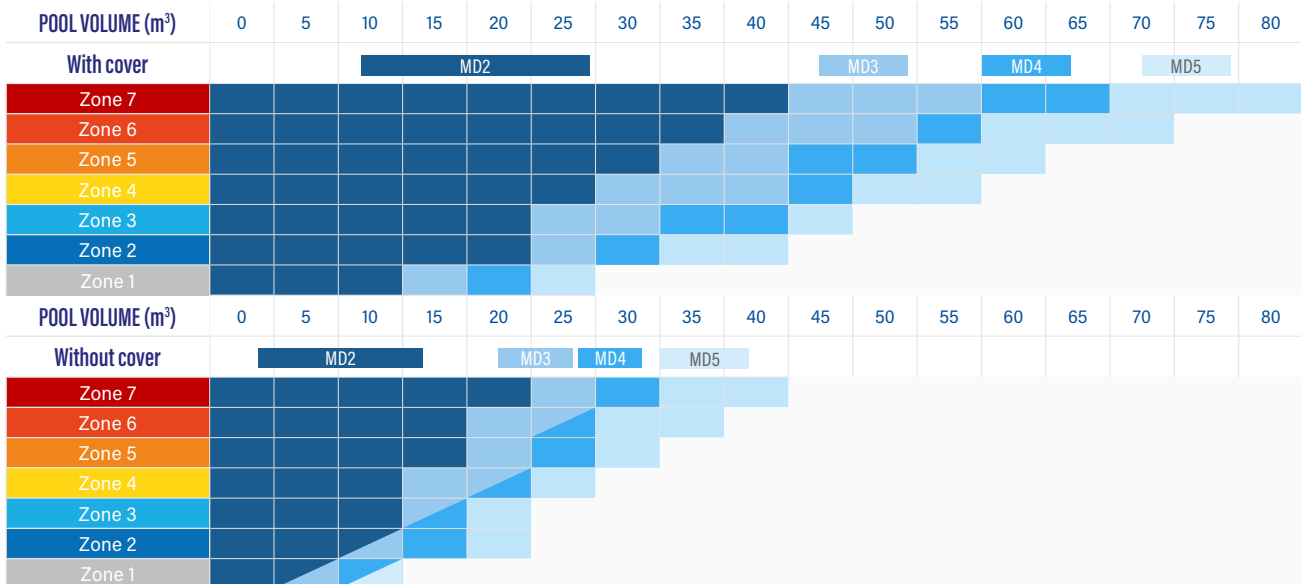
HEAT PUMPS SELECTION GUIDE

PARAMETERS OF THE QUICK SELECTION GUIDE

This quick selection guide has been configured with the following parameters: private pool, for a use from beginning of may to end of september, average depth 1.5m, 14h filtration time, target pool water temperature 28°C.

SELECT THE POWER IN LESS THAN 1 MINUTE

How to read: For a 35m³ pool, with cover, located in zone 4, a Z200 MD3 is needed*.



*To find the corresponding pool location zone, consult our climate map p. 709

Zodiac recommends to use the web configurators to get a more accurate sizing

For professional use, visit our configurator on Profluidra website.
For public use, visit our simplified configurator on Zodiac website.



HEAT PUMPS

Z200

- + The most compact
- + Guaranteed heating thanks to heating priority
- + Suits most pools



<80M³ **3 YEAR**
WARRANTY

5 YEAR COMPRESSOR
WARRANTY **10 YEAR** CONDENSER
WARRANTY ANTI-CORROSION



ON/OFF



HEAT ONLY



MIN. AIR TEMP

DESCRIPTION

- Horizontal blowing
- Polypropylene body
- LCD display
- Heating priority mode (filtration pump control)
- Automatic defrosting (forced ventilation)
- Titanium water exchanger, compatible with salt water treatment
- On-off compressor, Rotary vane

ACCESSORIES INCLUDED

- Winter cover
- Condensate drain kit
- 2 PVC fittings with gaskets, 1/2 unions, Ø 40 & Ø 50
- Anti-vibration pads

OPTIONAL ACCESSORIES

- Cleaning kit HP - WMA03491
- Remote control Z200 - WH000200
- Wall mounting kit - R07338

TECHNICAL FEATURES

Model	Z200 M2	Z200 M3	Z200 M4	Z200 M5
Standard Model*	WH000307	WH000308	WH000309	WH000310
Recommended water flow (m ³ /h)	4	4	5	5
Hydraulic connection	PVC ½ unions, ø 40 or ø 50 , glued			
Electric power supply	220-240V / 1 N~ / 50Hz			
Nominal operating power (A)	4,5	6,3	7,9	11,2
Maximum operating power (A)	5,2	7,6	10,2	13,4
Recommended Power cable size**	3 x 2.5			
Refrigerant fluid	R32			
Refrigerant fluid quantity (kg)	0,68	0,8	1	1,10
Acoustic power	66	67	69	72
Acoustic pressure at 10m (dB(A))***	35	36	37	41

HEATING PERFORMANCE

Model	Z200 M2	Z200 M3	Z200 M4	Z200 M5
AIR 28°C / WATER 28°C / HUMID. 80%				
Operating power (kW)	6,7	9,3	11,5	14,8
Consumed power (kW)	1,2	1,8	2,3	3,2
COP	5,5	5	5,1	4,6
AIR 15°C / WATER 26°C / HUMID. 70%				
Operating power (kW)	4,8	7	8,1	10,1
Consumed power (kW)	1	1,6	2	2,5
COP	4,8	4,4	4	4


* Until end of stocks

**Cable not provided. Recommended section for a maximum length of 20 meters.

***According to EN60704-1:2010+AT1:2012 standard

WEIGHT AND DIMENSIONS

Model	Z200 M2	Z200 M3	Z200 M4	Z200 M5
Weight (kg)	40	35	40	46



For complete technical & dimensional details, refer to the datasheet/user manual.

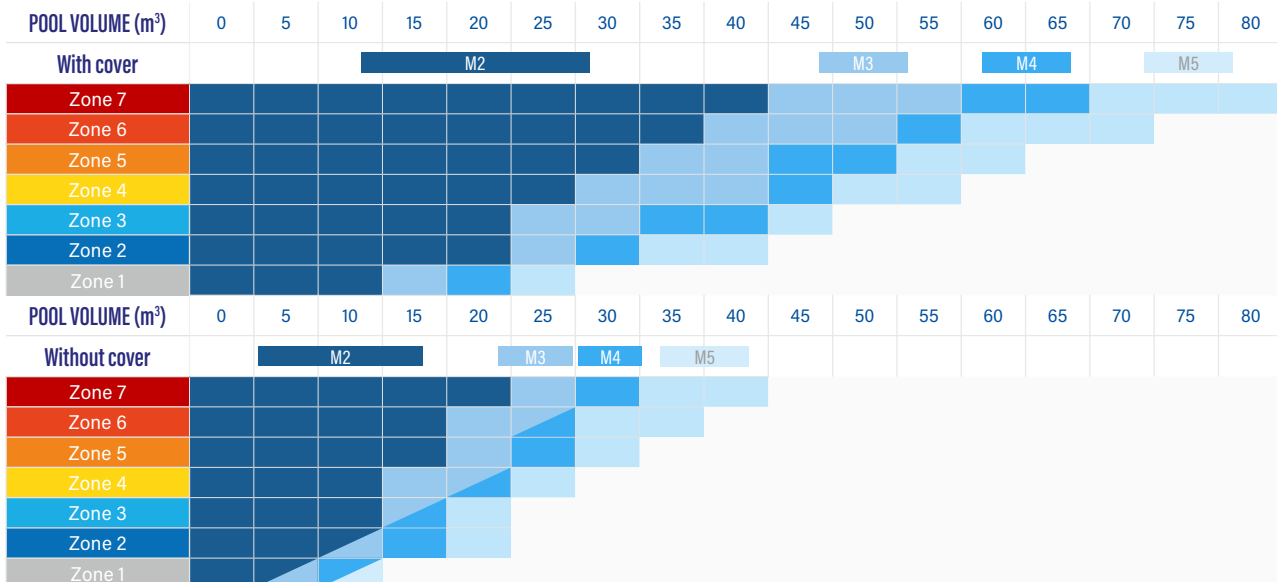
HEAT PUMPS SELECTION GUIDE

PARAMETERS OF THE QUICK SELECTION GUIDE

This quick selection guide has been configured with the following parameters: private pool, for a use from beginning of may to end of september, average depth 1.5m, 14h filtration time, target pool water temperature 28°C.

SELECT THE POWER IN LESS THAN 1 MINUTE

How to read: For a 35m³ pool, with cover, located in zone 4, a Z200 M3 is needed*.



*To find the corresponding pool location zone, consult our climate map p. 709

Zodiac recommends to use the web configurators to get a more accurate sizing

For professional use, visit our configurator on Profluidra website.
For public use, visit our simplified configurator on Zodiac website.



<305M³ **2 YEAR**
WARRANTY

2 YEAR COMPRESSOR WARRANTY
5 YEAR CONDENSER WARRANTY
ANTI-CORROSION



HEAT PUMPS

Power Force



- + Certified performances
- + Variable speed fan
- + Year-round operation down to -12°C

DESCRIPTION

- Horizontal blowing
- Galvanized steel, epoxy painted body
- LCD display
- Heating priority mode (filtration pump control)
- Variable speed (DC) fan with automatic noise reduction
- Automatic cooling mode
- Automatic defrosting (cycle inversion)
- Titanium water exchanger, compatible with salt water treatment
- On-off compressor scroll

ACCESSORIES INCLUDED

- Condensate drain kit
- PVC and gaskets, unions, Ø 63
- Anti-vibration pads

OPTIONAL ACCESSORIES

- Cleaning kit HP - WMA03491
- Remote control, 50m cable Powerforce - WTC04004
- Condensate tray, Powerforce - R07241

TECHNICAL FEATURES

Model	TD25	TD35
Standard Model	W20PFORCE25TD	W20PFORCE35TD
Recommended water flow (m ³ /h)	10	
Hydraulic connection	PVC unions, ø63 , glued	
Electric power supply	380-400V / 3N~ / 50Hz	
Nominal operating power (A)	10,6	12,9
Maximum operating power (A)	14,2	18,1
Recommended Power cable size*	5 x 4	
Refrigerant fluid	R410A	
Refrigerant fluid quantity (kg)	6,40	6,30
Acoustic power	70	71
Acoustic pressure at 10m (dB(A))**	38	39

HEATING PERFORMANCE

Model	TD25	TD35
AIR 28°C / WATER 28°C / HUMID. 80%		
Operating power (kW)	33	45,5
Consumed power (kW)	6,1	8,6
COP	5,4	5,3
AIR 15°C / WATER 26°C / HUMID. 70%		
Operating power (kW)	28,7	37
Consumed power (kW)	5,6	7,6
COP	5,1	4,9

*Cable not provided. Recommended section for a maximum length of 20 meters.

** According to EN60704-1:2010+A11:2012 standard

Z700 Duo



- + A single device to heat both your pool and pool room
- + Substantial energy savings
- + Compact installation

DESCRIPTION

- Dual Purpose heat pump, water heating / air heating, combined with Zodiac dehumidifiers featuring a hot water coil
- Horizontal blowing
- Electroplated steel, polyester powder coated body
- LCD display
- Automatic defrosting (cycle inversion)
- Pool water heating circuit: Water flow switch, Titanium condenser (compatible with salt water treatment)
- Hot water coil feeding: circulating pump, stainless steel water exchanger condenser, 6kW extra electrical heating
- On-off compressor, scroll

<125M³

2 YEAR WARRANTY
5 YEAR CONDENSER WARRANTY
 ANTI-CORROSION



ACCESSORIES INCLUDED

- Condensate drain kit
- Anti-vibration pads
- PVC and gaskets
- Hydraulic kit
- Copper fittings and gaskets

OPTIONAL ACCESSORIES

Cleaning kit HP - WMA03491

TECHNICAL FEATURES

Model	MD5	TD5	MD8	TD8
Standard Model	WH000266	WH000267	WH000268	WH000269
Maximum recommended room volume (m ³)	250		300	
Recommended water flow (m ³ /h)	6			
Hydraulic connection	PVC unions, ø 50 , glued			
Electric power supply	220-240V / 1 N~ / 50Hz	380-400V / 3N~ / 50Hz	220-240V / 1 N~ / 50Hz	380-400V / 3N~ / 50Hz
Nominal operating power (A)	13,6	6,1	16,2	7,2
Maximum operating power (A)	18	8,2	21,5	9,5
Maximum operating power with electric heating option (A)	48	18	57	20,5
Recommended Power cable size*	3 x 10	5 x 4	3 x 16	5 x 6
Refrigerant fluid	R410A			
Refrigerant fluid quantity (kg)	4,64		4,75	
Acoustic power	67		65	
Acoustic pressure at 10m (dB(A))**	36	33,1	36	33,1

HEATING PERFORMANCE

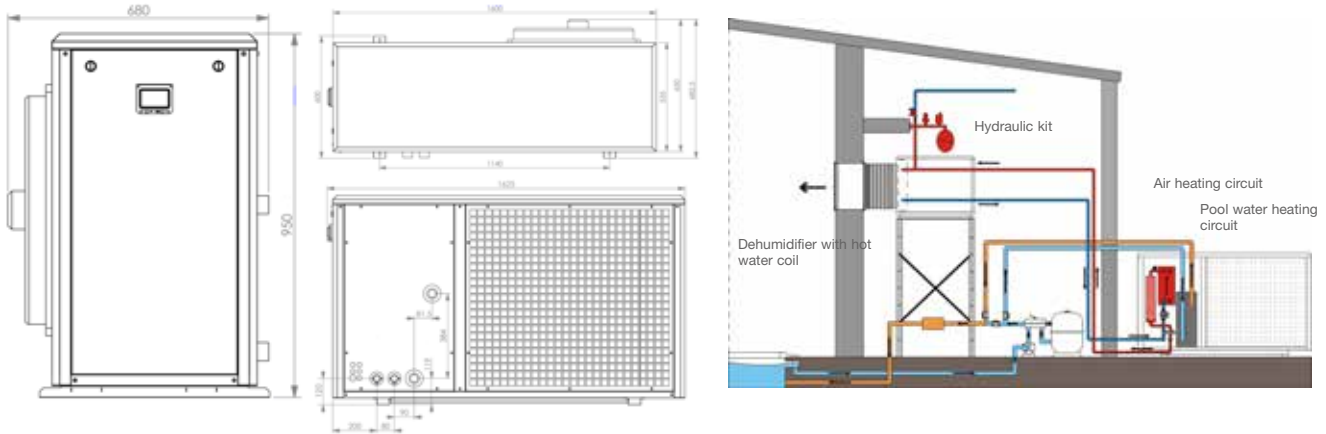
Model	MD5	TD5	MD8	TD8
AIR HEATING PERFORMANCE: 15°C AIR / HOT WATER COIL 42°C/49°C				
Operating power (kW)	9,7		12	
Consumed power (kW)	3,5		4,2	
COP	2,8		2,9	
POOL WATER HEATING PERFORMANCE : AIR 15°C / WATER 26°C / HUMID. 70%				
Operating power (kW)	12,5		15,2	
Consumed power (kW)	2,6		3,1	
COP	4,8		4,9	

*Cable not provided. Recommended section for a maximum length of 20 meters.

** According to EN60704-1:2010+A11:2012 standard

WEIGHT AND DIMENSIONS

Model	MD5	TD5	MD8	TD8
Weight (kg)	192	192	205	205



For complete technical & dimensional details, refer to the datasheet/user manual.

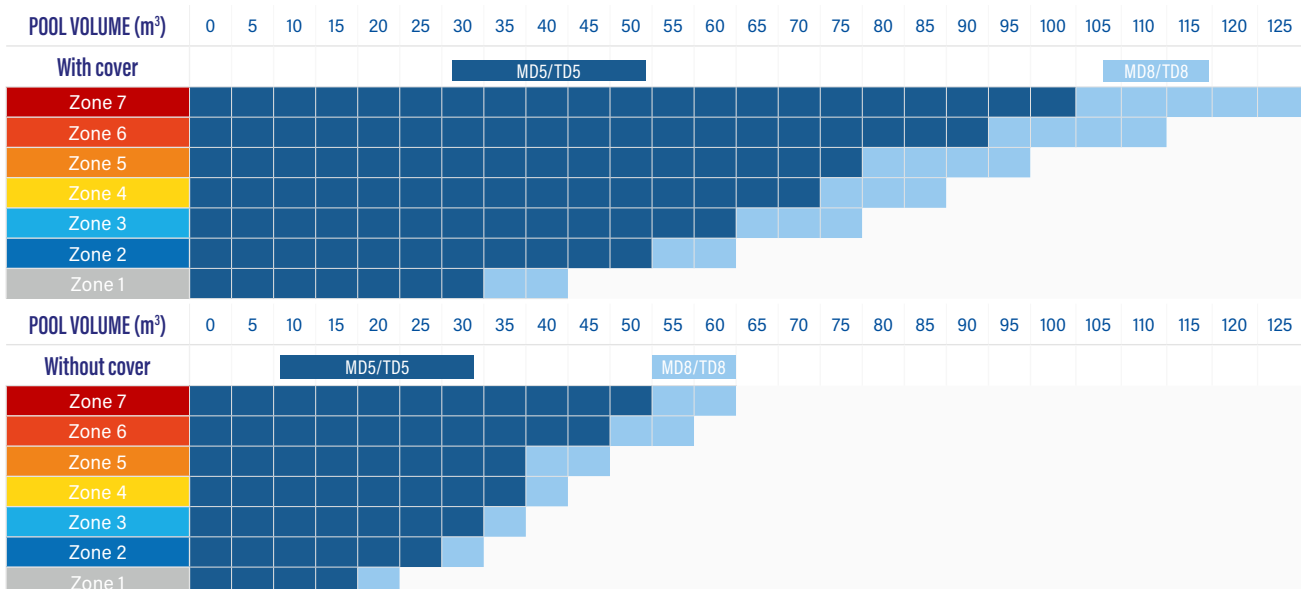
HEAT PUMPS SELECTION GUIDE

PARAMETERS OF THE QUICK SELECTION GUIDE

This quick selection guide has been configured with the following parameters: private pool, for a use from beginning of may to end of september, average depth 1.5m, 14h filtration time, target pool water temperature 28°C.

SELECT THE POWER IN LESS THAN 1 MINUTE

How to read: For a 35m³ pool, with cover, located in zone 4, a Z700 MD5/TD5 is needed*.



*To find the corresponding pool location zone, consult our climate map p. 709

Zodiac recommends to use the web configurators to get a more accurate sizing

For professional use, visit our configurator on Profluidra website.
For public use, visit our simplified configurator on Zodiac website.

ELECTRIC HEATERS

The simplest solution for a fast rise in temperature

Easy to install and to use, Zodiac® electric heaters heat your pool rapidly and keep the water at the desired temperature, for a very competitive purchase ex VAT Price. Compact, stand-alone units, they are fitted to the filtration system. Start filtration to raise the temperature (in 2 to 5 days).

> CHOOSING AN ELECTRIC HEATER

Several parameters should be considered when choosing a suitable electric heater.

Depending on the size of the pool to be heated and the desired use (temperature and period), the power of the system should be adapted, from 3 kW to 120 kW.

In a small technical room, **install the system in 'L' configuration.** In-line installation limits pressure drops.

To control the desired temperature, **there are two types of thermostat: mechanical and digital.** Using a complete digital regulator, it is also possible to control timer settings.

To limit electricity consumption, **a modular heater can be fitted with 2 heating elements.**

The advantage is that it can use just one heating element when the outside temperature is relatively high (summer).



REFERENCE POINT

All Zodiac® electric heater models are equipped with titanium heating elements, making them very robust.

COMPARATIVE TABLE OF RANGES

	RE/L	RED LINE	RE/U
			
Pool size	< 95 m ³	< 95 m ³	From 195 m ³
Power rating	From 3 to 12 kW	From 3 to 12 kW	From 12 to 24 kW
Assembly type	L	In line	In line
Modular type	-	-	•
Thermostat type	Mechanical	Digital	Digital



ELECTRIC HEATER

RE/U



2 YEAR WARRANTY **<195M³**



- + Full digital regulation
- + 2-stage power management
- + Maximum robustness

DESCRIPTION

- Control box with precision thermostat $\pm 0.5^{\circ}\text{C}$
- Digital display and timer
- Positive safety high temperature limiter
- Pin water tightness using EPDM collars
- HYPALON electric connections
- Flow switch
- Power contactors
- Luminous control switches + indicators
- Pin water tightness using EPDM collars
- Single-phase 230V-50/60Hz or three-phase 400 V depending on model

PRODUCT REFERENCES

Model	RE/U 12M	RE/U 15M	RE/U 15T	RE/U 18T	RE/U 21T	RE/U 24T
Standard Model	W40TIT12M	W40TIT15M	W40TIT15	W40TIT18	W40TIT21	W40TIT24

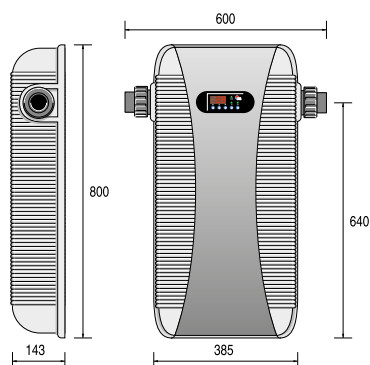
HEATING PERFORMANCE & TECHNICAL FEATURES

Model	RE/U 12M	RE/U 15M	RE/U 15T	RE/U 18T	RE/U 21T	RE/U 24T
Operating power (kW)**	6 + 6	6 + 9		9 + 9	9 + 12	12 + 12
Maximum operating power Tri 400 V (A)***	53	66	22	26	31	35
Power cable size for tri 400 V (mm ²)****	3 x 16		5 x 6		5 x 10	
Min. flow (m ³ /h)				5		
Max. flow (m ³ /h)				22		
Hydraulic connection	PVC Ø 50 ou Ø 63					

* Manufacturing tolerance of + or -5%. ** Tolerance operating voltage +6 -10%. Grid power supply. *** For a maximum length of 20 metres.

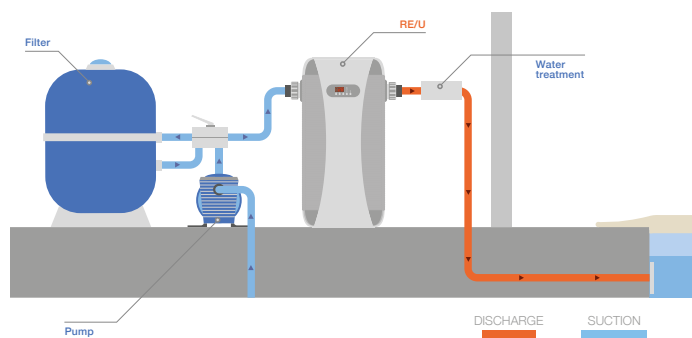
WEIGHT AND DIMENSIONS

Poids (kg)	12
------------	----



INSTALLATION

- In-line PVC hydraulic connection, Ø63 (exterior) or Ø50 (interior).
- Supports any flow direction: just turn the flow switch and reverse the control and safety sensors.



RED LINE



- + In-line, low pressure drop layout
- + 1 or 3 phase wiring (on-site configuration)
- + Full digital regulation

DESCRIPTION

- Control box with precision thermostat $\pm 0.5^{\circ}\text{C}$
- Digital display and timer
- Positive safety high temperature limiter
- Watertightness of electrical resistances with an EPDM collar
- Hypalon electric connections
- Flow switch
- Power contactors
- On/Off switch + Indicators
- REDLINE 3, 6 and 9: simplified single-phase 230V-50/60Hz / three phase 400V-50/60Hz power (three-phase 230V on request)
- REDLINE 12: three-phase 400V-50/60Hz only

2 YEAR WARRANTY **<95M³**



PRODUCT REFERENCES

Model	REDLINE 3	REDLINE 6	REDLINE 9	REDLINE 12
Standard Model	W40RDE3	W40RDE6	W40RDE9	W40RDE12

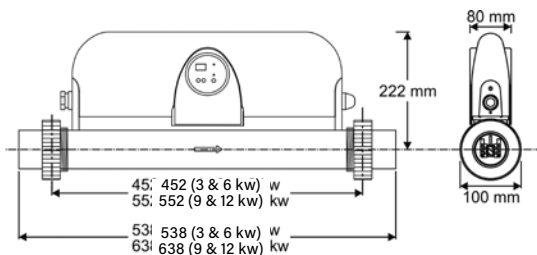
HEATING PERFORMANCE & TECHNICAL FEATURES

Model	REDLINE 3	REDLINE 6	REDLINE 9	REDLINE 12
Operating power (kW)*	3	6	9	12
Maximum operating power Tri 400 V (A)**	5	9	13	18
Power cable size for tri 400 V (mm ²)***	5 x 2,5		5 x 4	
Maximum operating power Mono 230 V (A)**	14	27	40	-
Power cable size for Mono 230 V (mm ²)***	3 x 4	3 x 6	3 x 10	-
Min. flow (m ³ /h)	5			
Max. flow (m ³ /h)	30			
Hydraulic connection	PVC Ø 50 ou Ø 63		1/2 PVC Ø 63 + reduction Ø 50	

* Manufacturing tolerance of + or -5%. ** Tolerance operating voltage +6 -10%. Grid power supply. *** For a maximum length of 20 metres.

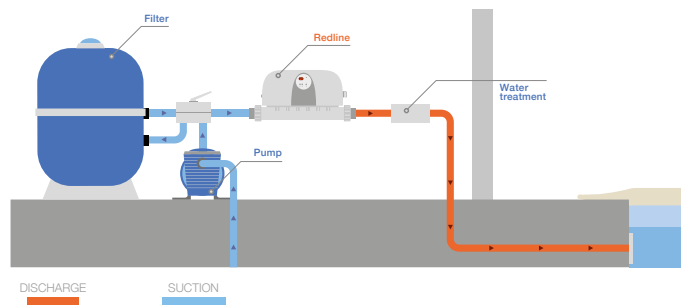
WEIGHT AND DIMENSIONS

Poids (kg) 4



INSTALLATION

- In-line connection with two PVC unions, Ø63, and reducers, Ø63-50.
- Supports any flow direction: just turn the device to match the water flow direction.



ELECTRIC HEATER

RE/L



2 YEAR WARRANTY **<95M³**



- + L-shape, space-saving
- + 1 or 3 phase wiring (on-site configuration)
- + Mechanical thermostat

DESCRIPTION

- Control box
- Rotating mechanical 16-40°C thermostat
- Positive safety high temperature limiters
- Watertightness of electrical resistances with an EPDM collar
- Hypalon moulded electric connections
- Flow switch
- Power contactor
- Single or 3 phase wiring (on-site configuration)
- RE/L 3, 6 and 9: simplified single-phase 230V -50/60Hz / three-phase 400V-50/60Hz power (three-phase 230V on request)
- RE/L 12: 400V-50/60Hz only

PRODUCT REFERENCES

Model	RE/L 3	RE/L 6	RE/L 9	RE/L 12
Standard Model	W40LE03	W40LE06	W40LE09	W40LE12

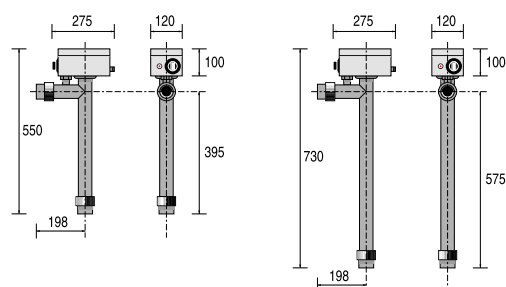
HEATING PERFORMANCE & TECHNICAL FEATURES

Model	RE/L 3	RE/L 6	RE/L 9	RE/L 12
Operating power (kW)*	3	6	9	12
Maximum operating power Tri 400 V (A)**	5	9	13	18
Power cable size for tri 400 V (mm ²)***	5 x 2,5		5 x 4	
Maximum operating power Mono 230 V (A)**	14	27	40	-
Power cable size for Mono 230 V (mm ²)***	3 x 4	3 x 6	3 x 10	-
Min. flow (m ³ /h)	5			
Max. flow (m ³ /h)	22			
Hydraulic connection	PVC Ø 50 ou Ø 63			

* Manufacturing tolerance of + or -5%. ** Tolerance operating voltage +6 -10%. Grid power supply. *** For a maximum length of 20 metres.

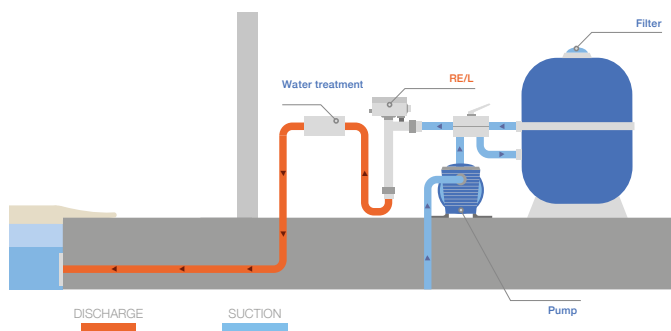
WEIGHT AND DIMENSIONS

Model	RE/L 3	RE/L 6	RE/L 9	RE/L 12
Poids (kg)	4		5	



INSTALLATION

- Shipped with wall-mount bracket.
- Supports any flow direction: just turn the device to match the water flow direction.
- In-line PVC hydraulic connection, Ø50 or 63.



HEAT EXCHANGERS

Heating the pool using the domestic heating


Installed close to the boiler, Zodiac® heat exchangers use the heating circuit in the house to heat the water in the swimming pool.

Very financially advantageous, they are also very efficient and provide a **rapid temperature rise** (1 to 2 days).

> CHOOSING A HEAT EXCHANGER






Several parameters are considered when choosing a heat exchanger. Depending on the size of the pool to be heated, the desired use (temperature and period) and temperature of the primary heating circuit, the appropriate heat exchanger should be selected.

Zodiac® heat exchangers are **compatible with all domestic heating systems**. With more than 17 models, they are suitable for all installations.



REFERENCE POINT
All Zodiac® heat exchangers are fitted with titanium pipes and plates making them very robust.

COMPARATIVE TABLE OF RANGES

	HEAT LINE			URANUS+	
	Unequipped	Plus, without circulating pump	Plus, with circulating pump	Unequipped	Plus
					
Application	All heating types			All heating types	
Power with primary at 90°C	From 20 to 70 kW			From 35 to 240 kW	
Power with primary at 45°C	From 4 to 14 kW			From 13 to 57 kW	
Assembly type	In line without bypass			L with bypass	
Heat exchanger type	Titanium multi-tube			Titanium plates	
Flow switch		•	•		•
Regulation		•	•		•
Circulating pump			•		•



EXCHANGERS

Uranus



Unequipped and Plus



Uranus PLUS



Uranus Unequipped

- + Compatible with all types of home heating systems (Heat Pump, Boiler, Geothermal, Solar)
- + High heat exchange
- + Digital regulation

DESCRIPTION

- Appliance completely assembled and wired
- High performance plate exchanger TITANIUM plates
- PRIMARY with adjustable accelerator 2 1/4 turn valves, 1 valve - male thread. Ø 26/34 with Ø 20/22 soldering cartridges
- SECONDARY - PVC Ø 50
- Digital display thermostat
- Flow switch
- Mono 230 V wiring from a mains outlet
- Purge or emptying cap

PRODUCT REFERENCES

Model	URANUS 35	URANUS 70	URANUS 120	URANUS 240
Unequipped	WJ000001	WJ000003	WJ000005	WJ000007
Plus	WJ000002	WJ000004	WJ000006	WJ000008



TECHNICAL FEATURES

Model	URANUS 35	URANUS 70	URANUS 120	URANUS 240	
Max. pressure (pool circuit)	3 bar / 2 bar				
Max. permitted temperature	90 °C / 40°C				
Connections	PRIMARY Heating (Unequipped model)	Ø20/22		Ø26/28	
	SECONDARY Pool	PVC Ø50			
Flow (M³/H)	PRIMARY Heating	1,6	2,1	2,8	6,3
	SECONDARY Pool	2	2,9	4,3	8,7
Load Loss (MMCE)	PRIMARY Heating	1500	1200	1000	2000
	SECONDARY Pool	2400	2300	2500	3800

HEATING PERFORMANCE

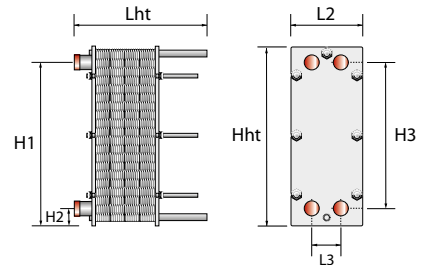
Model	URANUS 35	URANUS 70	URANUS 120	URANUS 240
Power with primary at 90°C (kW)	55	80	120	240
Power with primary at 60°C (kW)	27	38	63	123
Power with primary at 45°C (kW)	15	21	34	68

DIMENSIONS (MM) AND WEIGHT

Model	URANUS 35	URANUS 70	URANUS 120	URANUS 240
Unequipped	14 kg	15 kg	17 kg	31 kg
Plus	29 kg	30 kg	31 kg	50 kg

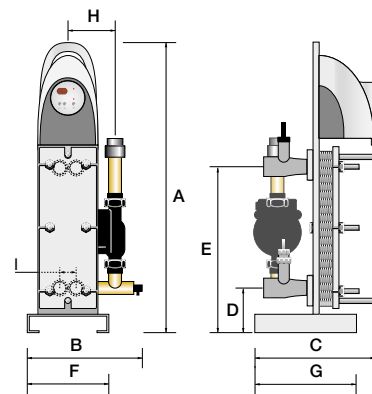
DIMENSIONS (MM) UNEQUIPPED MODEL

Model	URANUS 35-70-120	URANUS 240
Lht	255	407
L2	140	200
L3	50	60
Hht	380	500
H1	339	429
H2	41	75
H3	298	357



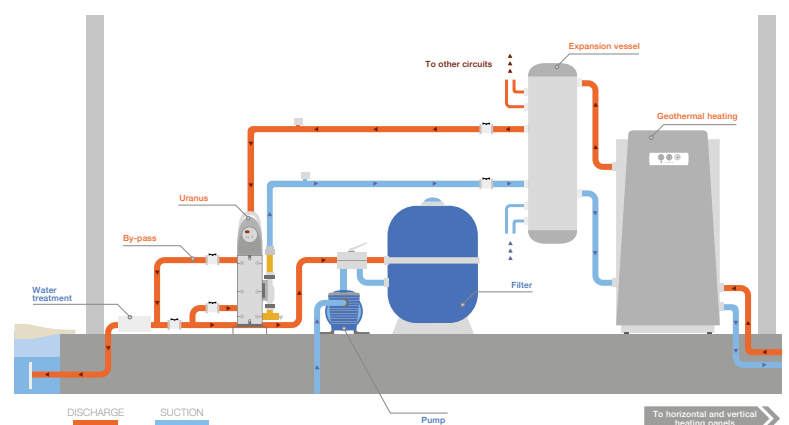
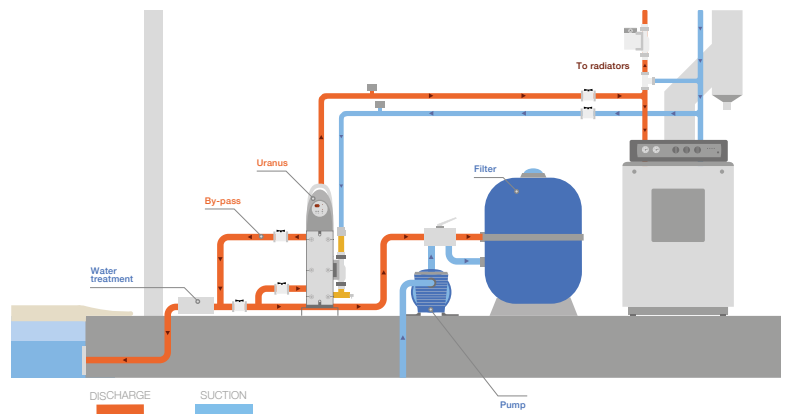
DIMENSIONS (MM) PLUS MODEL

Model	URANUS 35-70-120	URANUS 240
A	758	840
B	334	347
C	415	480
D	116	137
E	414	494
F	250	250
G	200	450
H	127	148
I	50	60



INSTALLATION

- In the technical facility nearby the boiler at the filtering system output (plan a by-pass).
- Single-phase electric power supply 230V
- In special cases: exchanger supplied from a geothermal or heat pump.
- The exchanger must be sized taking into account the heating needs of the pool, the specifications of the exchangers with primary at 45°C or 60°C (see specifications table) and the power of the geothermal. For correct operation of the geothermal we recommend installing a buffer tank as shown in the diagram below.



EXCHANGERS

Heat Line



Unequipped



Plus with regulation and without circulating pump



Plus with regulation and circulating pump

Unequipped, Plus without circulating pump & with circulating pump

- + Compatible with all types of home heating systems (Heat Pump, Boiler, Geothermal, Solar)
- + Versatile installation concept
- + Digital regulation

DESCRIPTION

- Injected noryl Polyamide casing
- TITANIUM tubes
- Check valve
- Low consumption circulating pump, A class ⁽¹⁾
- Reversible interface (allowing right or left pool water inlet)
- Flow switch ⁽²⁾
- Pre-wired electric box with 230 V plug ⁽²⁾
- Digital regulation ⁽²⁾
- Reversible installation layout

(1) On «Plus» models with circulating pump (2) On «Plus» models with and without circulating pump

PRODUCT REFERENCES

Model	HEATLINE 20	HEATLINE 40	HEATLINE 70
Unequipped	W49NT20	W49NT40	W49NT70
Plus, without circulating pump	W49KT20W	W49KT40W	W49KT70W
Plus, with circulating pump	W49KT20	W49KT40	W49KT70

2
YEAR
WARRANTY



TECHNICAL FEATURES

Model		HEATLINE 20	HEATLINE 40	HEATLINE 70
Max. pressure (pool circuit)			2 bar	
Max. permitted temperature			90 °C	
Connections	PRIMARY Heating (Unequipped model)	Ø26/34 F / Ø26/34 M	Ø26/34 F - Ø26/34 M	Ø26/34 F / Ø26/34 M
	SECONDARY Pool		PVC Ø63 ou 50	
Flow (M ³ /H)	PRIMARY Heating	0,9	1,7	3
	SECONDARY Pool	10	15	20
Load Loss (MMCE)	PRIMARY Heating	150	200	300
	SECONDARY Pool	500	800	1000

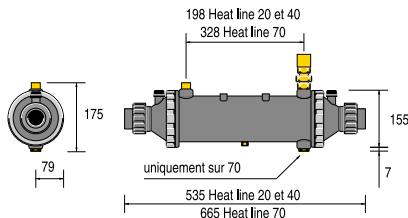
* Private open-air pool, temperate climate with an isothermal cover and primary at 90°C from May 15th to September 15th

HEATING PERFORMANCE

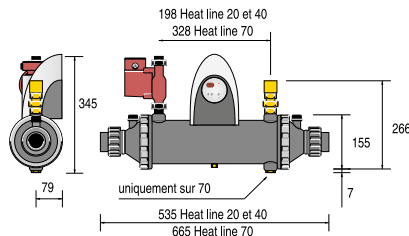
Model		HEATLINE 20	HEATLINE 40	HEATLINE 70
Power with primary at 90°C (kW)		20	40	70
Power with primary at 60°C (kW)		8,5	17	30
Power with primary at 45°C (kW)		4	8	14

DIMENSIONS (MM) AND WEIGHT

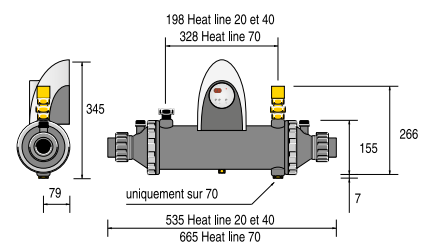
Model	HEATLINE 20	HEATLINE 40	HEATLINE 70
Unequipped	3 kg	3 kg	4 kg
Plus, without circulating pump	4 kg	4 kg	5 kg
Plus, with circulating pump	6,5 kg	7 kg	12 kg



Heat Line Unequipped



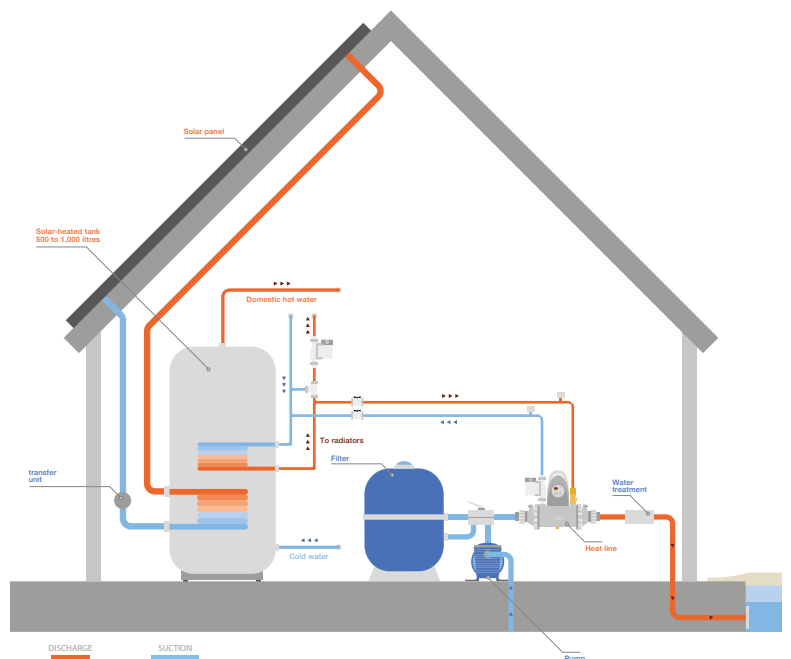
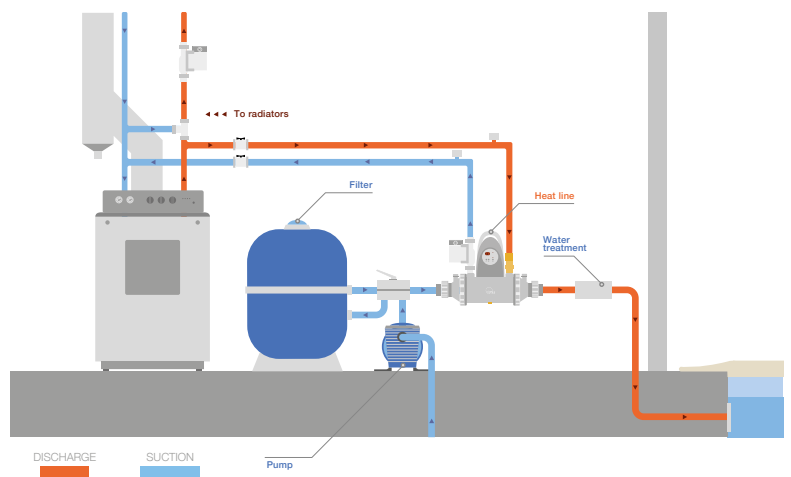
Heat Line Plus with circulating pump



Heat Line Plus without circulating pump

INSTALLATION

- In the technical facility nearby the boiler at the filtering system output (without a by-pass). Horizontal in-line position on the pipe. Primary supply from above.
- Single-phase electric power supply 230V
- Primary and secondary circuits' flow may be reversed by turning the exchanger.
- Special cases: exchanger powered using solar panels.
- The exchanger must be chosen according to pool heating requirements, exchanger specifications with primary at 45°C or 60°C (see specifications table) and power returned by the solar panels. In all cases, the exchanger must be supplied from a solar tank installed between the panels and the exchanger.
- Heat Line exchangers are not compatible with direct connection to solar panels.
- Caution: maximum primary source temperature = 90°C Maximum pressure = 2 bar. Exchanger installed with existing wall-mounted boiler or with boiler whose regulator is in the boiler's interior.



HEAT PUMP

VSN



<120m³

2
YEAR
WARRANTY



-5°C
MIN. TEMP AIR

R32



- + Full Inverter technology
- + For pools up to 120m³
- + -5°C minimum air operating temperature

DESCRIPTION

- Galvanized steel body with ABS top
- LCD display
- Possible heating function outside of filtration hours
- Timer to schedule the heat pump
- Automatic defrosting
- Titanium water exchanger, compatible with salt water treatment
- Variable speed compressor, Rotary vane
- Variable speed fan

ACCESSORIES INCLUDED IN THE PACK

- Winter cover
- Condensate drain kit
- PVC and gaskets, to be glued, 1/2 unions Ø 50
- Remote control kit (10m cable)
- Anti-vibration pads

TECHNICAL FEATURES

Model VSN	VSN-10	VSN-12	VSN-15	VSN-17	VSN-21
Product Reference	74152	74153	74154	74155	74156
Recommended water flow (m ³ /h)	2,8	3,7	4	4,6	5
Hydraulic connection	PVC and gaskets, to be glued, 1/2 unions Ø 50				
Electric power supply	220-240V / 1 N~ / 50Hz				
Nominal operating power (A)	7,2	8,7	11	11,9	15
Refrigerant fluid	R32				
Refrigerant fluid quantity (kg)	0,65	0,75	0,95	1,1	1,5
Acoustic Power (dB(A)) @ max - min speed)	59 - 66	60 - 68	61 - 70		64 - 73
Acoustic pressure at 10m (dB(A)) @ max - min speed)**	28 - 35	29 - 37	30 - 39		32 - 41

*Recommended section for a maximum length of 20 meters.

**According to EN60704-1:2010+A11:2012 standard

HEATING PERFORMANCE

Model VSN	VSN-10	VSN-12	VSN-15	VSN-17	VSN-21
AIR 28°C / WATER 28°C / HUMID. 80%					
Operating power (kW @ max - min speed)	10-3.5	12-4.8	15-5	17-5.3	21-4.7
Consumed power (kW @ max - min speed)	1.6-0.43	2-0.6	2.5-0.63	2.9-0.66	3.4-0.59
COP @ max - min speed	8.5-6.2	8.5-6.1	8.5-6		8.5-6.2
AIR 15°C / WATER 26°C / HUMID. 70%					
Operating power (kW @ max - min speed)	7-2.5	8.5-3.5	10-3.6	12-3.8	15-3.9
Consumed power (kW @ max - min speed)	1.7-0.43	2-0.6	2.4-0.62	2.8-0.66	3.5-0.67
COP @ max - min speed	5.8-4.2	5.8-4.3	5.8-4.2	5.8-4.3	5.8-4.2

OPTIONAL ACCESSORIES

Model VSN	VSN-10	VSN-12	VSN-15	VSN-17	VSN-21
Description	By pass kit Ø50				
Reference	0599311				

WEIGHT AND DIMENSIONS

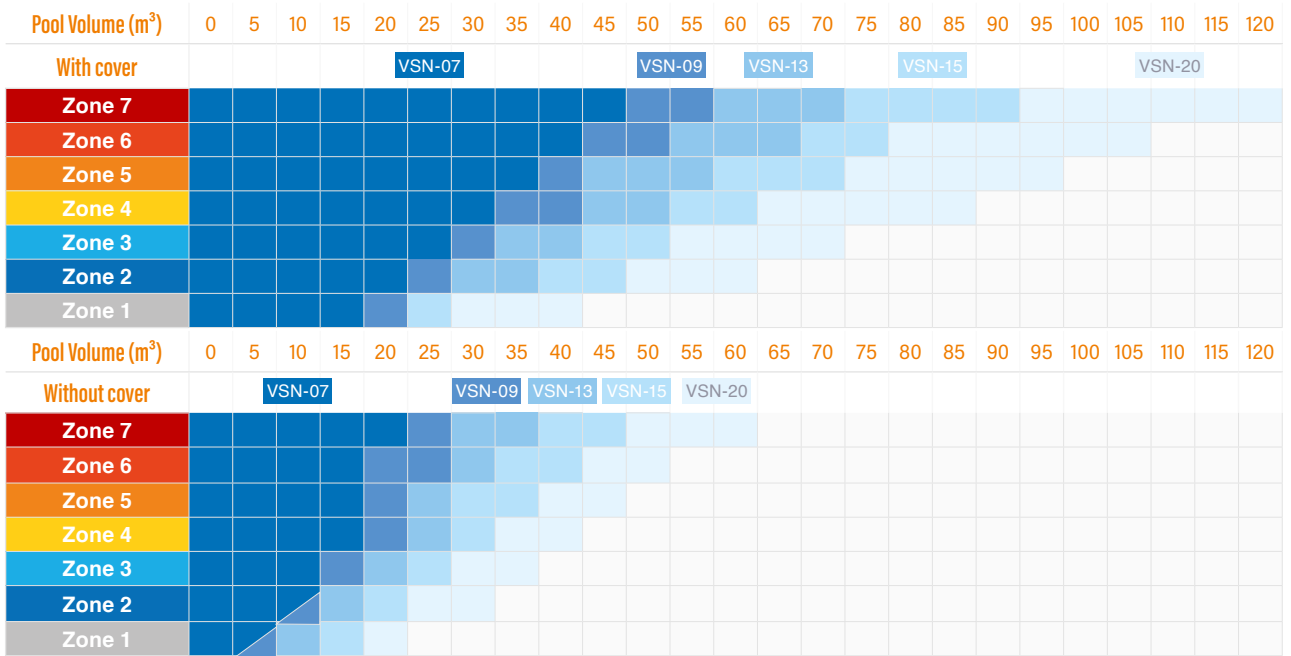
Model VSN		VSN-10	VSN-12	VSN-15	VSN-17	VSN-21
Weight	kg	56	68	73	78	98
Dimensions (mm)	A	862*395*590	987*415*689			1074*463*889

HEAT PUMPS SELECTION GUIDE

PARAMETERS OF THE QUICK SELECTION GUIDE

This quick selection guide has been configured with the following parameters: private pool, for a use from beginning of may to end of september, average depth 1.5m, 14h filtration time, target pool water temperature 28°C.

SELECT THE POWER IN LESS THAN 1 MINUTE
 How to read: For a 35m³ pool, with cover, located in zone 4, VSN-09 is needed.



HEAT PUMP

VSP



<90m³



+7°C
MIN. TEMP AIR

R32



- + Automatic variable speed (Inverter) adjusting to needs of power
- + +7°C minimum air operating temperature
- + From small to large residential pools

DESCRIPTION

- Galvanized steel body with ABS top
- Laser cut fan outlet
- LCD (LED) display
- Heating function ensured outside of filtration hours
- Automatic defrosting
- Titanium water exchanger, compatible with salt water treatment
- Inverter compressor
- Included 3.5m power cable (without plug) except VSP-17

ACCESSORIES INCLUDED IN THE PACK

- Winter cover
- Condensate drain kit
- PVC and gaskets, to be glued, 1/2 unions Ø 50
- Remote control kit
- U-shape anti-vibration feet

TECHNICAL FEATURES

Model VSP	VSP-10	VSP-12	VSP-15	VSP-17
Product Reference*	74148	74149	74150	74151
Recommended water flow (m ³ /h)	2,8	3,7	4	4,6
Hydraulic connection	PVC and gaskets, to be glued, 1/2 unions Ø 50			
Electric power supply	220-240V / 1 N~ / 50Hz			
Nominal operating power (A)	6,9	7,9	10,0	11,8
Recommended cable power section ** (mm ²)	3 x 2.5			
Refrigerant fluid	R32			
Refrigerant fluid quantity (kg)	0,65	0,75	1	1,1
Acoustic Power (dB(A))	54 - 66		54 - 68	55 - 68
Acoustic pressure at 10m (dB(A))***	22 - 34	23 - 35	23 - 37	24 - 37

* Until end of stocks

**Recommended section for a maximum length of 20 meters.

***According to EN60704-1:2010+A11:2012 standard

HEATING PERFORMANCE

Model VSP	VSP-10	VSP-12	VSP-15	VSP-17
AIR 28°C / WATER 28°C / HUMID. 80%				
Operating power (kW)	10-2.3	12-2.9	15-3.2	17-3.8
Consumed power (kW)	1.6-0.14	1.8-0.18	2.3-0.2	2.7-0.23
COP	16-6.5	16-6.8	16-6.6	16-6.4
AIR 15°C / WATER 26°C / HUMID. 70%				
Operating power (kW)	7-1.9	8.5-2	10-2.2	12-3
Consumed power (kW)	1.4-0.27	1.7-0.28	2.1-0.31	2.4-0.42
COP	7.1-4.9	7.2-4.9	7.2-4.8	7.2-4.9

OPTIONAL ACCESSORIES

Model VSP	VSP-10	VSP-12	VSP-15	VSP-17
Description	By pass kit Ø50			
Reference	0599311			

WEIGHT AND DIMENSIONS

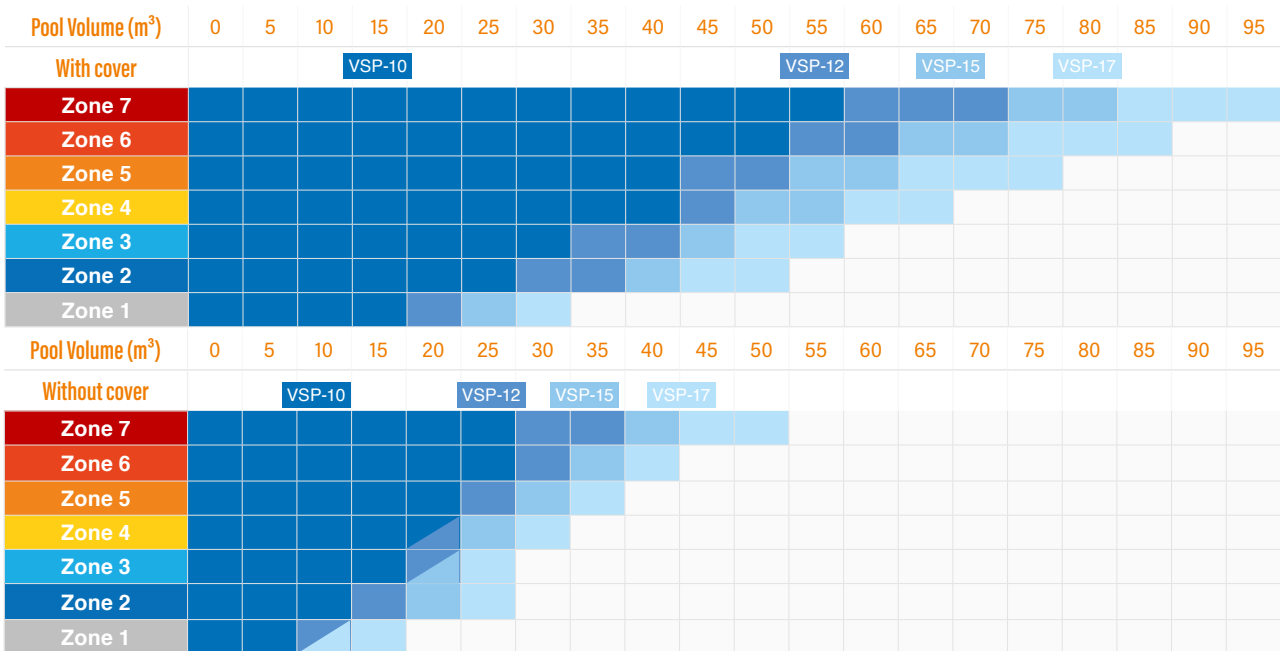
Model VSP		VSP-10	VSP-12	VSP-15	VSP-17
Weight	kg	56	68	73	78
Dimensions (mm)	mm	862*395*590			987*415*689

HEAT PUMPS SELECTION GUIDE

PARAMETERS OF THE QUICK SELECTION GUIDE

This quick selection guide has been configured with the following parameters: private pool, for a use from beginning of may to end of september, average depth 1.5m, 14h filtration time, target pool water temperature 28°C.

SELECT THE POWER IN LESS THAN 1 MINUTE
 How to read: For a 35m³ pool, with cover, located in zone 4, FSN-10 is needed.





<90m³

2 YEAR
WARRANTY



-5°C
MIN. TEMP AIR

R32



HEAT PUMP

FSN

- + -5°C minimum air operating temperature with cooling function
- + Quick water connections
- + Galvanized steel body

DESCRIPTION

- Galvanized steel body with ABS top
- Laser cut fan outlet
- LCD (LED) display
- Heating function ensured outside of filtration hours
- Automatic defrosting
- Titanium water exchanger, compatible with salt water treatment
- On-off compressor, Rotary vane
- Included 3.5m power cable (without plug) except FSN-17

ACCESSORIES INCLUDED IN THE PACK

- Winter cover
- Quick water connections, compression, Ø 50
- Remote control kit
- Condensate drain kit
- U-shape anti-vibration feet

TECHNICAL FEATURES

Model FSN	FSN-05	FSN-08	FSN-11	FSN-14	FSN-17
Product Reference	74143	74144	74145	74146	74147
Recommended water flow (m ³ /h)	3	4	5	6	7
Hydraulic connection	Quick water connections, compression, Ø 50				
Electric power supply	220-240V / 1 N~ / 50Hz				
Nominal operating power (A)	4,4	6,2	9,8	11,5	12,8
Refrigerant fluid	R32				
Refrigerant fluid quantity (kg)	0,4	0,6	0,9		0,95
Acoustic Power (dB(A))	62	64	66	68	
Acoustic pressure at 10m (dB(A))**	31	32	35	37	

*Recommended section for a maximum length of 20 meters.

**According to EN60704-1:2010+A11:2012 standard

HEATING PERFORMANCE

Model FSN	FSN-05	FSN-08	FSN-11	FSN-14	FSN-17
AIR 28°C / WATER 28°C / HUMID. 80%					
Operating power (kW)	5	7,5	11	14	16,5
Consumed power (kW)	1,0	1,4	2,2	2,6	2,9
COP	5	5,4	5	5,4	5,7
AIR 15°C / WATER 26°C / HUMID. 70%					
Operating power (kW)	3,5	5,5	7,5	9,5	11,5
Consumed power (kW)	0,9	1,3	1,8	2,3	2,5
COP	4,0	4,4	4,3	4,2	4,6

OPTIONAL ACCESSORIES

Model FSN	FSN-05	FSN-08	FSN-11	FSN-14	FSN-17
Description	By pass kit Ø50				
Reference	0599311				

WEIGHT AND DIMENSIONS

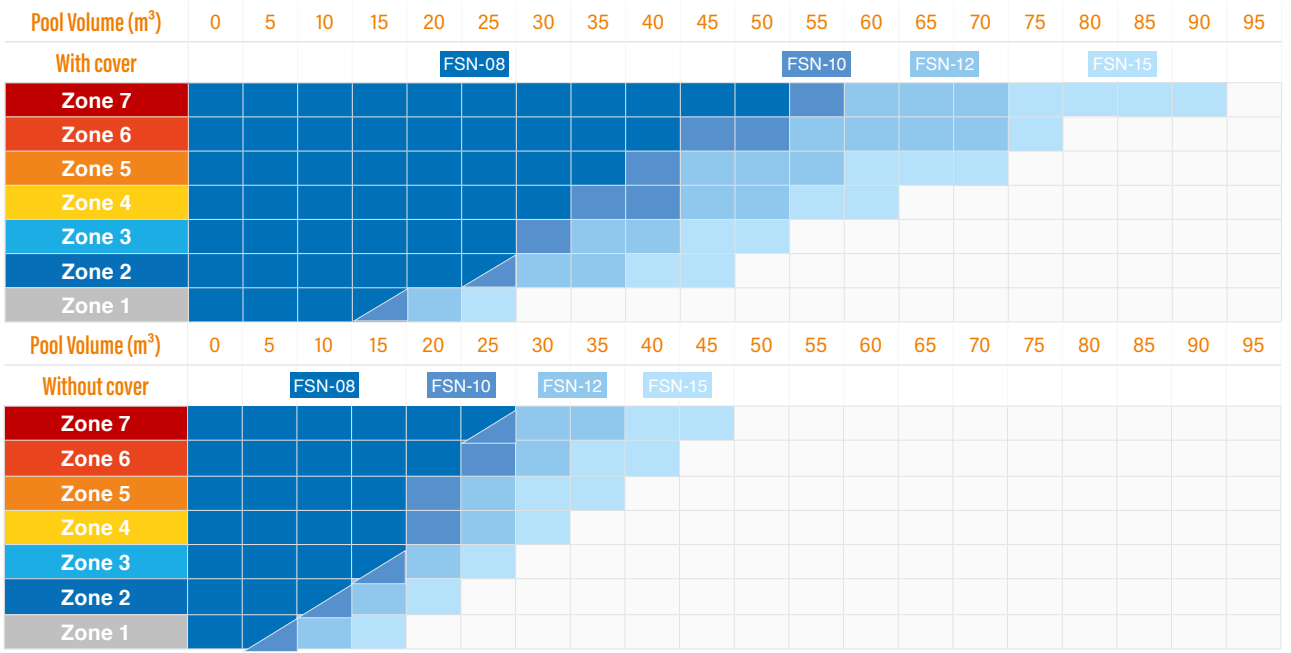
Model FSN		FSN-05	FSN-08	FSN-11	FSN-14	FSN-17
Weight	kg	36	46	65	72	76
Dimensions (mm)	mm	800*361*519	978*396*566		1096*433*704	

HEAT PUMPS SELECTION GUIDE

PARAMETERS OF THE QUICK SELECTION GUIDE

This quick selection guide has been configured with the following parameters: private pool, for a use from beginning of may to end of september, average depth 1.5m, 14h filtration time, target pool water temperature 28°C.

SELECT THE POWER IN LESS THAN 1 MINUTE
How to read: For a 35m³ pool, with cover, located in zone 4, FSN-10 is needed.





<90m³

2 YEAR
WARRANTY



HEATING

+7°C
MIN. TEMP AIR

R32



HEAT PUMP

FSP

- + +7°C minimum air operating temperature
- + Quick water connections
- + Galvanized steel body

DESCRIPTION

- Galvanized steel body with ABS top
- Metal grid fan
- LCD display
- Heating function ensured outside of filtration hours
- Automatic defrosting
- Titanium water exchanger, compatible with salt water treatment
- On-off compressor, Rotary vane
- Included 3.5m power cable (without plug)

ACCESSORIES INCLUDED IN THE PACK

- Winter cover
- Quick water connections, compression, Ø 50
- Condensate drain kit
- U-shape anti-vibration feet

TECHNICAL FEATURES

Model FSP	FSP-05	FSP-08	FSP-11	FSP-14
Product Reference	74139	74140	74141	74142
Recommended water flow (m ³ /h)	3	4	5	6
Hydraulic connection	Quick water connections, compression, Ø 50			
Electric power supply	220-240V / 1 N~ / 50Hz			
Nominal operating power (A)	4,4	6,2	9,8	11,5
Recommended cable power section * (mm ²)	3 x 1.5		3 x 2.5	
Refrigerant fluid	R32			
Refrigerant fluid quantity (kg)	0,4	0,45	0,8	0,85
Acoustic Power (dB(A))	63	65	68	
Acoustic pressure at 10m (dB(A))**	32	33	37	37

*Recommended section for a maximum length of 20 meters.

**According to EN60704-1:2010+A11:2012 standard

HEATING PERFORMANCE

Model FSP	FSP-05	FSP-08	FSP-11	FSP-14
AIR 28°C / WATER 28°C / HUMID. 80%				
Operating power (kW)	5	7,5	11	14
Consumed power (kW)	1	1,4	2,2	2,6
COP	5	5,4	5	5,4
AIR 15°C / WATER 26°C / HUMID. 70%				
Operating power (kW)	3,5	5,5	7,5	9,5
Consumed power (kW)	0,9	1,3	1,8	2,3
COP	4	4,4	4,3	4,2

OPTIONAL ACCESSORIES

Model FSP	FSP-05	FSP-08	FSP-11	FSP-14
Description	By pass kit Ø50			
Reference	0599311			

WEIGHT AND DIMENSIONS

Model FSP		FSP-05	FSP-08	FSP-11	FSP-14
Weight	kg	36	46	65	77
Dimensions (mm)	mm	780*330*524	978*386*572		1095*410*699

For complete technical & dimensional details, refer to the datasheet/user manual.

HEAT PUMPS SELECTION GUIDE

PARAMETERS OF THE QUICK SELECTION GUIDE

This quick selection guide has been configured with the following parameters: private pool, for a use from beginning of may to end of september, average depth 1.5m, 14h filtration time, target pool water temperature 28°C.

SELECT THE POWER IN LESS THAN 1 MINUTE
How to read: For a 35m³ pool, with cover, located in zone 4, FSP-10 is needed.

Pool Volume (m ³)	0	5	10	15	20	25	30	35	40	45	50	55	60	65	70	75
With cover				FSP-05					FSP-08				FSP-11			FSP-14
Zone 7																
Zone 6																
Zone 5																
Zone 4																
Zone 3																
Zone 2																
Zone 1																
Pool Volume (m ³)	0	5	10	15	20	25	30	35	40	45	50	55	60	65	70	75
Without cover			FSP-05		FSP-08		FSP-11	FSP-14								
Zone 7																
Zone 6																
Zone 5																
Zone 4																
Zone 3																
Zone 2																
Zone 1																



FLUIDRA

Avda. Alcalde Barnils 69 | 08174 Sant Cugat del Vallés (Barcelona) | Spain